



**Inclement Weather  
Resources  
Mathematics  
Geometry**

**The Department of Curriculum  
&  
Instruction**

Memphis-Shelby County Schools offers educational and employment opportunities without regard to race, color, religion, sex, creed, age, disability, national origin, or genetic information.

Made with PosterMyWall.com

Hello MSCS Family,

This resource packet was designed to provide students with activities that can be completed at home independently or with the guidance and supervision of family members or other adults. The activities are aligned with the TN Academic Standards for Mathematics and will provide additional practice opportunities for students to develop and demonstrate their knowledge and understanding.

A suggested pacing guide is included; however, students can complete the activities in any order over the course of several days. Below is a table of contents which lists each activity.

**Table of Contents**

<b>Activity</b>	<b>Page Number</b>	<b>Suggested Pacing</b>
Pick a Polygon	3	Day 1
Parallel or Perpendicular	6	Day 2
Answer Key	13	Day 1 & 2

<b>Day 1: Pick a Polygon</b>	
<b>Grade Level Standard(s)</b>	<b>G.GPE.A.3</b> Understand the relationship between the Pythagorean Theorem and the distance formula and use an efficient method to solve problems on the coordinate plane.
<b>Caregiver Support Option</b>	<p>The student may use a sibling or a guardian as a partner. For additional support, have the student access the video links below by logging into Big Ideas Math from their Clever account.</p> <p><a href="#"><u>Video 1</u></a>   <a href="#"><u>Video 2</u></a>   <a href="#"><u>Video 3</u></a>   <a href="#"><u>Video 4</u></a></p>
<b>Materials Needed</b>	Pencil, Paper, Game Board
<b>Question(s) to Explore</b>	Can I find the area of polygons?

# Big Ideas Math® Game Closet



## Pick Your Polygon

### Materials:


- Game board
- Pencil
- Paper


### Directions:

Play in pairs. Students take turns picking a polygon and finding its area. Play continues as students add each new area to their previous areas, until all polygons are used. Polygons may only be used once. All measurements are in inches.

### Who Wins?

The winner is the student with the lowest score when play ends.





<b>Day 2: Parallel or Perpendicular</b>	
<b>Grade Level Standard(s)</b>	<b>G.CO.C.8</b> Use definitions and theorems about lines and angles to solve problems and to justify relationships in geometric figures.
<b>Caregiver Support Option</b>	The student may use a sibling or a guardian as a partner. For additional support, have the student access the video link below by logging into Big Ideas Math from their Clever account.  <a href="#">Video 1</a> <a href="#">Video 2</a> <a href="#">Video 3</a>
<b>Materials Needed</b>	Equation cards, Relationship cards, Paper, Pencil, Equation sheet, Timer
<b>Question(s) to Explore</b>	How do I determine whether linear equations represent parallel or perpendicular lines?



## P or P (Parallel or Perpendicular)

► **Materials:**

- Equation cards
- Relationship cards
- Paper
- Pencil
- Equation sheet
- Timer

► **Directions:**

Students play in two large groups.

1. Divide the students into two teams. Each team needs one set of equation cards, one set of relationship cards, and one equation sheet.
2. One student from each team gives one equation card to each team member and flips over a relationship card.
3. On the count of three, the timer begins, and students turn over their cards. Students work as a group to find pairs of equations with the relationship stated on the relationship card.
4. For one minute, students record as many pairs of equations as possible on the equation sheet.
5. After each round, the cards in each stack are collected and shuffled, and a new round begins.
6. Each correct pair is worth one point.

► **Who Wins?**

The team with the highest number of points wins.

► **Tip:**

The timer should be large and visible for all students.

Equation cards for P or P

**Equation 1**

$$y = -5x + 10$$

**Equation 2**

$$y = -3x + 11$$

**Equation 3**

$$3x + 3y = 18$$

**Equation 4**

$$2y - 4x = 12$$

**Equation 5**

$$6y - 24x = 48$$

**Equation 6**

$$y + 1 = -5x$$

**Equation 7**

$$12x + 4y = 0$$

**Equation 8**

$$8y = -8x + 8$$

**Equation 9**

$$y = 2x - 14$$

**Equation 10**

$$y = 4x - 11$$

**Equation 11**

$$12x + 3y = -39$$

**Equation 12**

$$y = -2x - 4$$

**Equation 13**

$$y = x + 11$$

**Equation 14**

$$3y = 9x + 15$$

**Equation 15**

$$y = 5x - 10$$

**Equation 16**

$$2y = -8x$$

**Equation 17**

$$y + 13 = -2x$$

**Equation 18**

$$y - 3 = x$$

**Equation 19**

$$-3x + y = -3$$

**Equation 20**

$$25x - 5y = 65$$

**Equation 21**

$$y = -\frac{1}{5}x + 15$$

**Equation 22**

$$y - 4 = -\frac{1}{5}x$$

**Equation 23**

$$2y + \frac{1}{2}x = 18$$

**Equation 24**

$$y + 7 = -\frac{1}{4}x$$

**Equation 25**

$$y = -\frac{1}{3}x - 4$$

**Equation 26**

$$x + 3y = 39$$

**Equation 27**

$$5y + 5x = -10$$

**Equation 28**

$$4y = 4x - 44$$

**Equation 29**

$$y = \frac{1}{3}x + 8$$

**Equation 30**

$$-2x + 8y = 88$$

**Equation 31**

$$14 + y = -\frac{1}{2}x$$

**Equation 32**

$$-9 + y = -x$$

**Equation 33**

$$4y - 2x = -20$$

**Equation 34**

$$6y = 2x - 42$$

**Equation 35**

$$y - \frac{1}{5}x = 9$$

**Equation 36**

$$y = -\frac{1}{2}x - 11$$

**Equation 37**

$$y = x - 10$$

**Equation 38**

$$16 + 2y = x$$

**Equation 39**

$$y + 1 = \frac{1}{4}x$$

**Equation 40**

$$5y - 10 = x$$

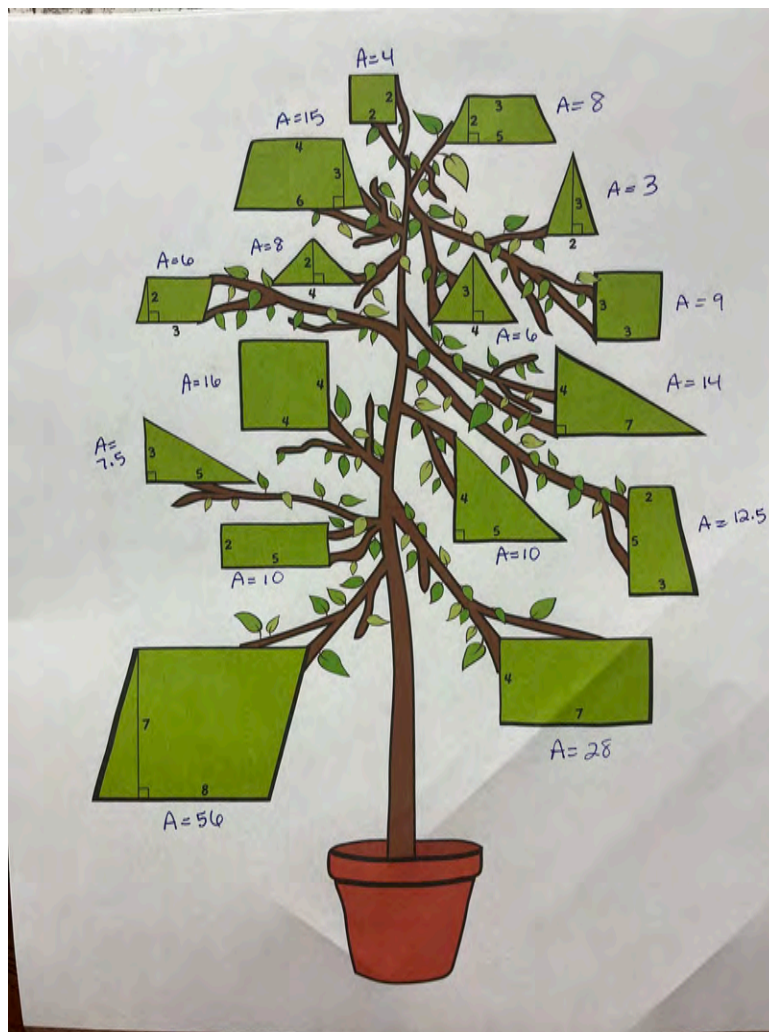
Relationship cards for P or P

<b>parallel</b>	<b>parallel</b>	<b>parallel</b>
<b>parallel</b>	<b>parallel</b>	<b>parallel</b>
<b>parallel</b>	<b>parallel</b>	<b>parallel</b>
<b>perpendicular</b>	<b>perpendicular</b>	<b>perpendicular</b>
<b>perpendicular</b>	<b>perpendicular</b>	<b>perpendicular</b>
<b>perpendicular</b>	<b>perpendicular</b>	<b>perpendicular</b>



# Answer Key

## Pick a Polygon



## Parallel or Perpendicular

### Parallel Equation #s

1 + 6	13 + 37
2 + 7	13 + 28
3 + 8	21 + 22
4 + 9	23 + 24
5 + 10	25 + 26
11 + 16	27 + 32
12 + 17	28 + 37
13 + 18	29 + 34
14 + 19	30 + 39
15 + 20	33 + 38
3 + 27	31 + 36
3 + 32	35 + 40
8 + 27	18 + 37
8 + 32	18 + 28

### Perpendicular Equation #s

1 + 35	7 + 29	13 + 27
1 + 40	7 + 34	13 + 32
2 + 29	8 + 13	14 + 25
2 + 34	8 + 18	14 + 26
3 + 13	8 + 28	15 + 21
3 + 18	8 + 37	15 + 22
3 + 28	9 + 31	16 + 30
3 + 37	9 + 36	16 + 39
4 + 31	10 + 24	17 + 33
4 + 36	10 + 23	17 + 38
5 + 23	11 + 30	18 + 27
5 + 24	11 + 39	18 + 32
6 + 35	12 + 33	19 + 25
6 + 40	12 + 38	19 + 26
20 + 21	20 + 22	