

THREE WAYS TO ADD VIDEO TO YOUR SCHOOL SITE

1. EMBED A YOU TUBE VIDEO (EASIEST & MOST PREFERRED)

2. UPLOAD & LINK TO AN MMG APP (VIDEO DOES NOT SHOW. LINKS VIDEO TO A PHOTO)


3. UPLOAD TO AN ANNOUNCEMENT OR CONTENT APP (HYPERLINKS VIDEO TO TEXT)



YOUTUBE IS THE ONLY WAY TO EMBED VIDEO INTO THE SITE THAT CAN BE VIEWED OR PLAYED DIRECTLY ON THE PAGE. OTHER BENEFITS OF YOUTUBE ARE:

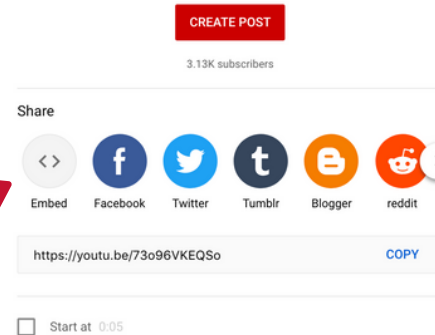
1. Free to create a school youtube account
2. Creates easily shareable links that can be used for other social media & texts
3. Keeps all school videos in one single library that parents can subscribe to and access in one place
4. In addition to posting videos on your website, you can link your youtube entire channel to the site.

HOW TO POST YOUTUBE VIDEOS WITH THE EMBED APP

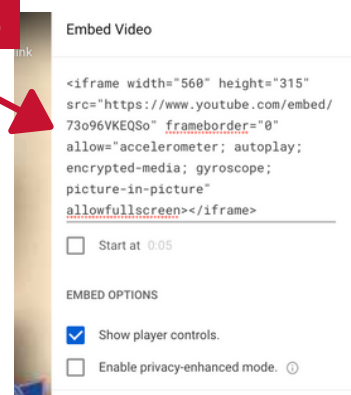


1 Open your video on YouTube, then click the "Share" button in the lower right corner.

2 Click the "Embed" button.



3 Copy this embed code exactly so you can paste it in the embed app.



4 Paste the embed code directly into your Embed app and then "activate on your page" and save.

QUICK LINKS

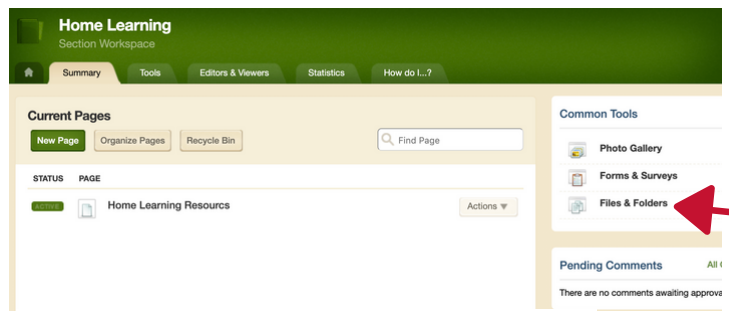
- Become a Volunteer »
- 2019-20 SCS Calendar »
- Dismissal Procedures »
- Dress Code »
- Field Trip Form »
- Homework Hotline »

VIDEO HIGHLIGHT




5 Here is an example of an embedded YouTube video on a page. The size of the video depends on the size of the space your adding it into.

UPLOADING TO A MULTIMEDIA (MMG) APP.



1 On whatever page you're adding the video, click the "Files & Folders" link in the right corner.



2 Upload the video from your computer, then click the "More" link to the right of the file to "Get Link."

Get Web Address
Right click a web address to copy it to your clipboard.

Full Web Address:

Relative Web Address:

3 Copy the full web address so you can paste it in the MMG app.

UPLOAD TO MMG APP

4 Add a new record, just like you would add an image to your main homepage gallery.



Add Record
Enter your record information.

Record | Tags | Display Duration | Viewers

* Title: ☐ Hide

Caption: ☐ Hide

Image:

* Image Alt Text:

☐ Link Record

☒ Embed a Video

* Video Link Text: (Link that opens the video)

Video Embed Code: (iframe)

☒ Activate on my page

5 Enter a title. You can display your title or hide it.

You have to upload an image. It displays the image and links it to the video.

Enter alt test like you do for all images on the site. Just a brief description of the photo.

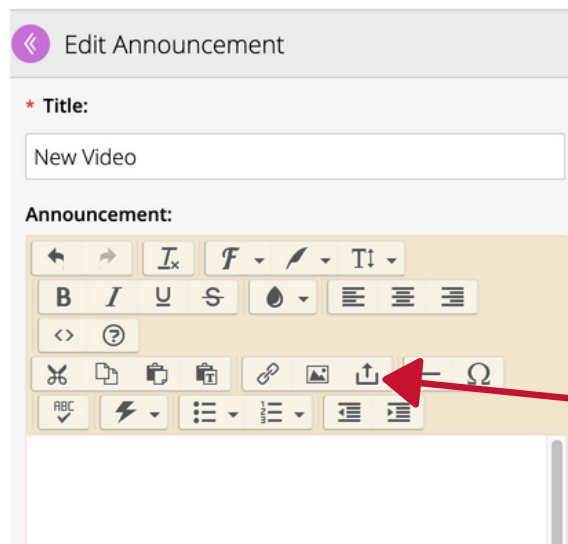
Click the "Embed a Video" box, enter your uploaded video link here. Then save.

UPLOAD TO MMG APP



6 Here's an example. The video does not display. The image displays, and your video link is clickable in the caption below. Just make sure the image has something to do with the video.

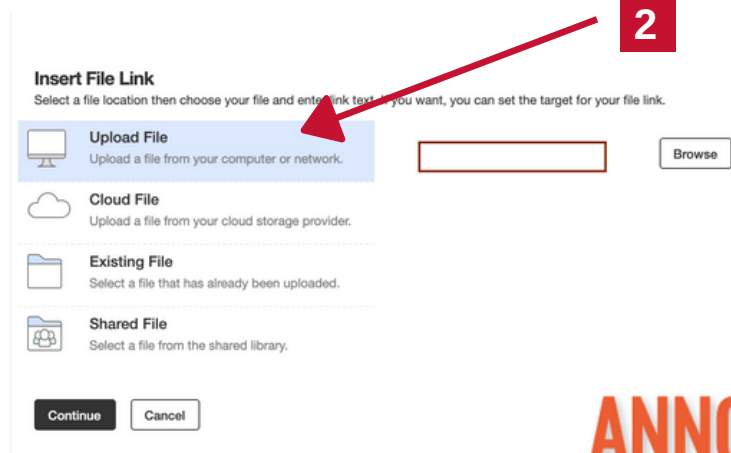
UPLOADING TO AN ANNOUNCEMENT OR CONTENT APP.



1


Add the announcement or content app wherever you want the video.

Click the upload icon

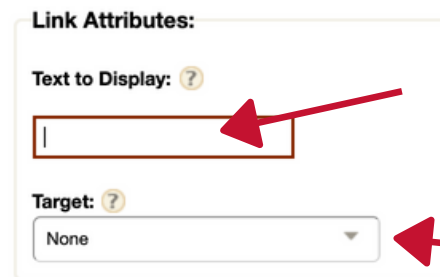


2

Click Browse and upload your file.



Insert Link



3

Type what you want the video link to say.

Choose "blank" so the video opens in a new window when you click the link.



ANNOUNCEMENT APP

Watch our new video!

4

Here's an example. The video does not display. The text just links to your video. You can add as much extra text to your announcement as you link. You can also add an image. The video just does not display.