



COVID-19 OBSERVATION & PROTECTION SUMMARY (C.O.P.S.)

NOT FOR PUBLIC RELEASE OR FURTHER DISSEMINATION WITHOUT EXPRESSED WRITTEN PERMISSION OF NJROIC THREAT ANALYSIS UNIT

NJ LAW ENFORCEMENT DATA & TRENDS

Total Arrests Statewide Reported by SBI (5/6-5/12 vs 5/13-5/19)

- Arrests decreased from 1,140 to 1,112 (-2.5%)

Pandemic-Related Crime Arrests Reported by SBI (5/6-5/12 vs 5/13-5/19)

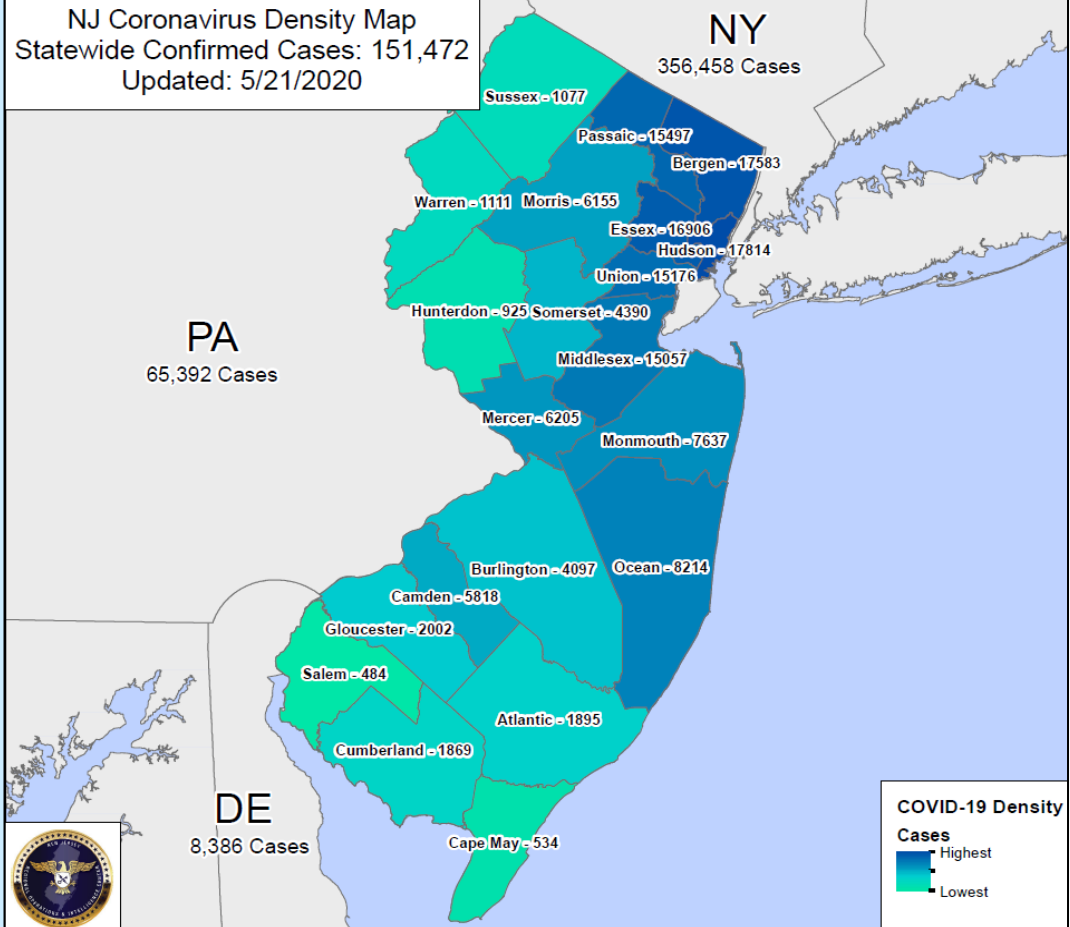
- Burglaries decreased from 62 to 45 (-27.4%)
- Robberies increased from 12 to 17 (+41.7%)
- Shoplifting decreased from 43 to 28 (-34.9%)
- Weapons possession increased from 46 to 48 (+4.3%)

Shooting Hit Environment (5/13-5/19 this year compared to same time last year)

- Shooting hit victims increased from 15 to 21 (+40%)
- Shooting homicide victims increased from 5 to 7 (+40%)
- Total shooting victims increased from 20 to 28 (+40%)
- Shooting hit incidents increased from 12 to 18 (+50%)
- Shooting murder incidents increased from 5 to 7 (+40%)
- Total shooting incidents increased from 17 to 25 (+47%)

Crimes

- Statewide Bail Scam**
 - Reference 9:15am COVIDSTAT notes & PSA for additional information
- Compliance Violation Reports Reported by County (as of 5/19): 3,306**
- COVID-19 Crime Reports Reported by County (as of 5/19): 281**
 - Collected as incidents, not by arrests (ex. could be 4 arrested in 1 incident)
- NJ ROIC continues to monitor incidents involving subjects spitting/coughing on LE/citizens while claiming to be infected with COVID-19**



DOMESTIC VIOLENCE CALLS FOR SERVICE & OFFICER SAFETY

- (U//FOUO) The FBI assesses an increase in domestic violence calls for service during the COVID-19 stay at home ordinances likely will increase the number of law enforcement officers assaulted or killed in 2020.
- (U//FOUO) The FBI has medium confidence in this assessment, based on the FBI's Law Enforcement Officer Killed and Assaulted (LEOKA) program data, as well as law enforcement and open source reporting.
- (U//FOUO) Outlook: As states and municipalities adjust or relax stay at home orders, the factors impacting domestic violence incidents are likely to fluctuate.
- (U//FOUO) The return to stay at home orders after future spikes in COVID-19 cases may further exacerbate these conditions.
- Source: FBI SPEAR: (U//LES) Increase in Domestic Violence Calls during COVID-19 Stay at Home Ordinances Likely To Increase Number of Officers Injured or Killed, dated 20 May 2020

NOT FOR PUBLIC RELEASE OR FURTHER DISSEMINATION WITHOUT EXPRESSED WRITTEN PERMISSION OF NJROIC THREAT ANALYSIS UNIT



COVID-19 OBSERVATION & PROTECTION SUMMARY (C.O.P.S.)

NOT FOR PUBLIC RELEASE OR FURTHER DISSEMINATION WITHOUT EXPRESSED WRITTEN PERMISSION OF NJROIC THREAT ANALYSIS UNIT

COVID-19 ROMANCE SCAMS

- (TLP:GREEN) In "Romance Scams," individuals use social media platforms, dating websites, online games, and well-known messenger applications to obtain information about, and immediate access to, vulnerable men and women. **Scammers are using the COVID-19 pandemic as an opportunity to increase the activity by exploiting the isolation, loneliness, and boredom individuals are experiencing.** Once a "relationship" ensues with the victim, the scammer requests funds to purchase medical supplies, obtain groceries, or help a loved one who needs medical care due to COVID-19."
- Source: (TLP:GREEN) FBI LIR: *Romance Scammer Activity Increasing Due to Coronavirus -19 Pandemic*, dated 20 May 2020

BLOODWORK KICKBACK SCHEME

- (U//FOUO) An identified NY lab is paying kickbacks to an identified NY-based physician, for steering NJ-based patients' bloodwork to the lab. In exchange for receiving the bloodwork, the identified NY lab is paying the full salaries of one or two medical assistants employed by the identified NY-based physician (NFI). The medical assistants collect blood specimens from patients in addition to performing other duties.
- Source: FBI SIR: (U//FOUO) *New York-Based Physician Sending New Jersey-Based Patients' Bloodwork to a New York Laboratory in Exchange for Kickbacks*, as of 4 May 2020, dated 18 May 2020

STIMULUS PAYMENT SCAMS

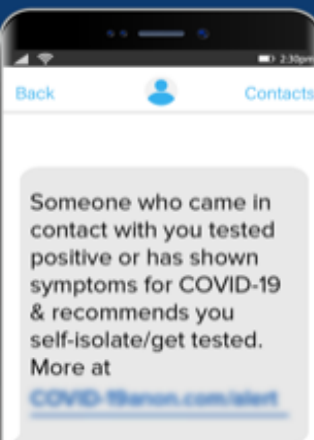
- (U) We expect, at a minimum, criminals to use CARES Act-related and/or -themed emails or websites to trick financial institutions and their customers into providing criminals with personal or banking information or access to computer networks. **Themes for these scams might include economic stimulus, personal checks, loan and grant programs**, or other subjects relevant to the CARES Act. These CARES Act-related cybercriminal attempts could support a wide range of follow-on activities that would be harmful to the rollout of the CARES Act.
- (U) **On the most dangerous end of the spectrum**, criminals and adversaries may pursue activities that go beyond stealing information or funds and seek to disrupt the operations of the organizations responsible for implementing the CARES Act, including the **use of ransomware to extort money from victims, steal personal information, or interrupt the flow of CARES Act funds.**
- Source: [CISA/IRS/USSS/Treasury Alert: Avoid Scams Related to Economic Payments, COVID-19](#)

MEDICAL PROFESSIONAL IMPERSONATORS

- (U) During the early months of the COVID-19 pandemic in 2020, there have been several instances of individuals posing as medical professionals in the United States and Europe.
- (U) **Two main methods have come to light:**
 - (U) The scammers—**posing as employees of the Centers for Disease Control and Prevention (CDC)**—contact individuals in person at their homes, or over the phone, and **tell the targets they may reserve a coronavirus vaccine** by providing the scammers with their credit card or social security numbers.
 - (U) **The scammers go to targets' homes, impersonating medical staff distributing informational material or hygiene products, or claim to be conducting a test for the virus, in order to gain access to private homes.** This could be done to commit robbery, or to scout a residence for a future robbery or burglary.
- Source: Department of Navy NCIS Threat Assessment: (U//FOUO) *Scammers Pose as Medical Professionals in the United States and Europe during COVID-19 Pandemic*, dated 14 May

This is a **human contact tracing scam**.

Have you gotten a text message like this?



Don't take the bait. Clicking on the link will download software onto your device, giving scammers access to your personal and financial information. Ignore and delete these scam messages. [Source: Federal Trade Commission](#)

NOT FOR PUBLIC RELEASE OR FURTHER DISSEMINATION WITHOUT EXPRESSED WRITTEN PERMISSION OF NJROIC THREAT ANALYSIS UNIT



COVID-19 OBSERVATION & PROTECTION SUMMARY (C.O.P.S.)

NOT FOR PUBLIC RELEASE OR FURTHER DISSEMINATION WITHOUT EXPRESSED WRITTEN PERMISSION OF NJROIC THREAT ANALYSIS UNIT

TRANSPORTATION

Travel by Rail (Ridership Stats)

- **Amtrak:** Down 90% across country (modified schedule). **Mandatory facemask policy for Amtrak trains and stations went into effect Monday, 11 May 2020.**
- **NJ Transit:** Down 90% system-wide (modified schedule).
- **PANYNJ:** Down 60-70%, but starting to trend upward (modified schedule with 10 min headway between trains).
- ***PATCO:** Down 85% (modified schedule with 20 min headway between trains).
- ***SEPTA:** Operating on Lifeline Schedule. Transit down 91% (with backdoor boarding/no fares), and regional rail down 99%. SEPTA returned to regular transit schedules, front door boarding, and fare collection beginning on Sunday, 17 May 2020. **Service will continue to be available for essential travel only until further notice.**
- * Updated stats not reported this week, but likely generally unchanged

TRANSPORTATION

Travel by Air

- **Nationwide passenger traffic** remains down -91% from previous year.
- **COVID at TSA:** To date, a confirmed 590 employees, both screeners and non-screeners, tested positive for COVID-19.
 - 386 employees recovered, and 6 (2 employed at Newark) died as a result of the virus.
 - [TSA Travel Numbers 2019-2020](#)
- TSA is seeing a **continuing rise in passenger traffic**.
- **Newark Airport** has experienced a total of 61 cases, including 52 TSA screeners and 9 non-screeners. Last confirmed screening officer case was 5/3/2020.
- **All airlines now require facemasks on all passengers from the time they check in until they deplane.** [TSA Updated Security Procedures](#)

TSA Nationwide

Dates	Weekly Average Total Traveler Throughput 2020	Weekly Average Total Traveler Throughput 2019	YOY% Change
Week 3/1/2020-3/7/2020	2,022,471.4	2,255,025.6	-10.31%
Week 3/8/2020-3/14/2020	1,762,502.4	2,369,585.1	-25.62%
Week 3/15/2020-3/21/2020	896,075.3	2,401,426.3	-62.69%
Week 3/22/2020-3/28/2020	270,246.9	2,371,600.4	-88.60%
Week 3/29/2020-4/4/2020	141,219.9	2,278,332.6	-93.80%
Week 4/5/2020-4/11/2020	104,158.9	2,329,198.7	-95.53%
Week 4/12/2020-4/18/2020	95,674.0	2,359,849.4	-95.95%
Week 4/19/2020-4/25/2020	106,586.1	2,353,139.9	-95.47%
Week 4/26/2020-5/2/2020	134,255.7	2,327,408.1	-94.23%
Week 5/3/2020-5/9/2020	168,691.9	2,357,820.1	-92.85%
Week 5/10/2020-5/16/2020	205,009.6	2,404,782.9	-91.47%
Week 5/17/2020-5/20/2020	229,706.8	2,505,204.3	-90.83%
Month	Average Monthly Throughput 2020	Average Monthly Throughput 2019	YOY% Change
March	1,133,532.3	2,344,518.2	-51.65%
April	109,566.9	2,337,486.4	-95.31%
May	192,028.1	2,393,667.3	-91.98%
% change March to April	-90.33%	-0.30%	
% change April to May	75.26%	2.40%	

Newark Liberty International Airport (EWR)

Dates	Weekly Average Total Traveler Throughput 2020	Weekly Average Total Traveler Throughput 2019	YOY% Change
Week 4/26/2020-5/2/2020	1,986.7	62,845.3	-96.84%
Week 5/3/2020-5/9/2020	2,471.0	65,562.6	-96.23%
Week 5/10/2020-5/16/2020	2,948.9	69,213.7	-95.74%
Week 5/17/2020-5/20/2020	3,439.3	73,690.0	-95.33%

NOT FOR PUBLIC RELEASE OR FURTHER DISSEMINATION WITHOUT EXPRESSED WRITTEN PERMISSION OF NJROIC THREAT ANALYSIS UNIT



COVID-19 OBSERVATION & PROTECTION SUMMARY (C.O.P.S.)

NOT FOR PUBLIC RELEASE OR FURTHER DISSEMINATION WITHOUT EXPRESSED WRITTEN PERMISSION OF NJROIC THREAT ANALYSIS UNIT

NEW JERSEY FIRE DEPARTMENT STRENGTH SURVEY— 5/19 UPDATE

Key Findings

93% of reporting New Jersey fire departments indicate a working capacity of 90-100%.

- 57% of reporting departments indicate PPE is, or may become, critical.
- 14% of reporting departments indicate rapid C19 testing/antibody testing may become critical.

Survey Results

350 fire departments reported their fire personnel (FP) availability for May 12-18, 2020. This is a 17% decrease from last week's survey and 49% of all departments statewide.

- 100 FP tested positive for COVID-19 (42% decrease from last week)
 - 2 FP hospitalized due to COVID-19 (40% decrease from last week)
 - 3 line of duty deaths ****needs verification****
- 90 FP self-quarantined (52% decrease from last week)
- 626 FP out for other reasons (19% decrease from last week)
- 1094 FP returned to duty after quarantine (8% increase from last week)
- 93% of reporting departments at working capacity of 90-100%
 - 57% of departments indicate PPE supply is, or may become, critical

- **16,608 total FP reported via survey**
- × **818 FP out statewide**
- ✓ **15,790 FP available for duty**

DHS ANNOUNCEMENT ON 20 MAY 2020:

(U) DHS MEASURES ON BORDER TO LIMIT THE FURTHER SPREAD OF CORONAVIRUS

(U) "In order to limit the further spread of coronavirus, the U.S. has reached agreements with both Canada and Mexico to limit all non-essential travel across borders...These measures will restrict all non-essential travel across the land borders with essential commercial activity not being impacted to continue and maintain a strong and secure supply chain. These measures were implemented on March 21, 2020 and were originally in place for 30 days, subject to reevaluation and further extension in light of the fluid nature of the coronavirus pandemic. On April 20, 2020, these measures were extended for an additional 30 days and, on May 19, 2020, these measures were once again extended until June 22, 2020. "

EXTREMISM —ACCELERATIONISM & BOOGALOO

- (U) Boogaloo is a slang term used by white supremacists and militia extremists that refers to a future race/civil war and goes hand in hand with accelerationism. Boogaloo refers to jokes about the film, Breakin' 2: Electric Boogaloo, from 1984. The increased popularity stems from gun rights activists intimating or promising violence if the government was to "come for their guns." Whereas the militia movement and radical gun rights activists typically promote the boogaloo as a war against the government or liberals, white supremacists imagine that government confiscation of guns is the first step in igniting the race war, as depicted in *The Turner Diaries*...Individuals will often use the terms "Big Igloo" or "Big Luau" to avoid detection, and boogaloo kits are available for sale online, which include a Hawaiian shirt as part of the boogaloo uniform.
- Source: NJOHSP: (U//LES) White Supremacist Extremists Embrace Accelerationism, dated 9 April 2020

OPEN SOURCE INTELLIGENCE

The ROIC recognizes that Americans have constitutionally protected rights to assemble, speak, and petition the government. The ROIC safeguards these First Amendment rights, noting that violent extremists could disrupt legal activities, interfering with otherwise peaceful events.

- The Cyber Threat Intelligence Unit (CTIU) provides key intelligence reporting of potential mass social distancing violations to its state, county, and municipal partners for heightened caution and situational awareness.
- CTIU is monitoring multiple planned protests and rallies throughout the state for executive order violations and for public/officer safety concerns.

(U) COVID-19 DEMONSTRATION TACTICS

- Writing messages on vehicles
- Tying balloons and hanging banners on vehicles
- Utilizing bullhorns from inside vehicles
- Videotaping demonstrations for recruitment purposes and/or operations
- Utilize masks to avoid identification by law enforcement
- Driving very slowly across all lanes around Capitol buildings to cause grid-lock
- Walk-outs and strikes by essential employees
- Obstruction of law enforcement
- Vandalism
- Banner drops on overpasses
- Distribution of propaganda and other ideologically-based materials

(U//FOUO) COVID-19 DEMONSTRATION TRENDS

- Ongoing anti-quarantine demonstrations, including some in support of premature small business openings
- Significant upticks in extremist groups latching onto demonstrations to disseminate propaganda and recruit participants
- Enforcement of current Executive Orders has increased negative sentiment towards law enforcement across the state
- Sources: NJ ROIC IDR: (U//LES) COVID-19 Demonstration Tactics, dated 15 May 2020 & Trends & NJ ROIC IDR: (U//FOUO) Memorial Day Weekend, dated 20 May 2020

NOT FOR PUBLIC RELEASE OR FURTHER DISSEMINATION WITHOUT EXPRESSED WRITTEN PERMISSION OF NJROIC THREAT ANALYSIS UNIT

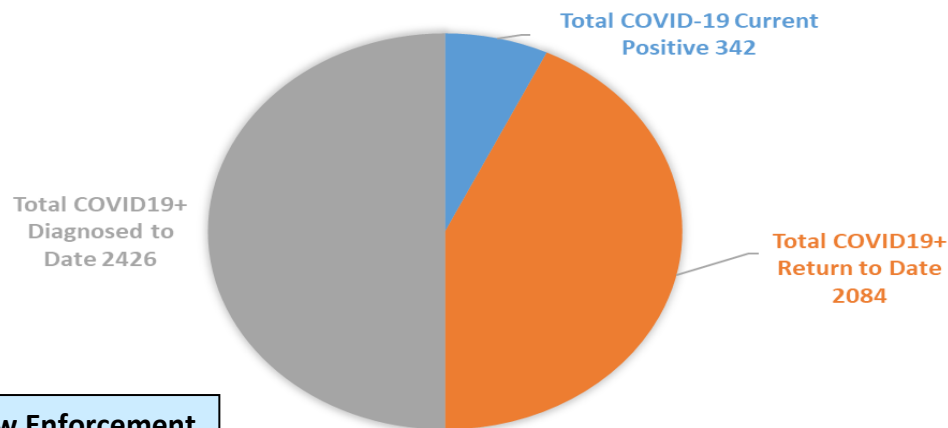


COVID-19 OBSERVATION & PROTECTION SUMMARY (C.O.P.S.)

NOT FOR PUBLIC RELEASE OR FURTHER DISSEMINATION WITHOUT EXPRESSED WRITTEN PERMISSION OF NJROIC THREAT ANALYSIS UNIT

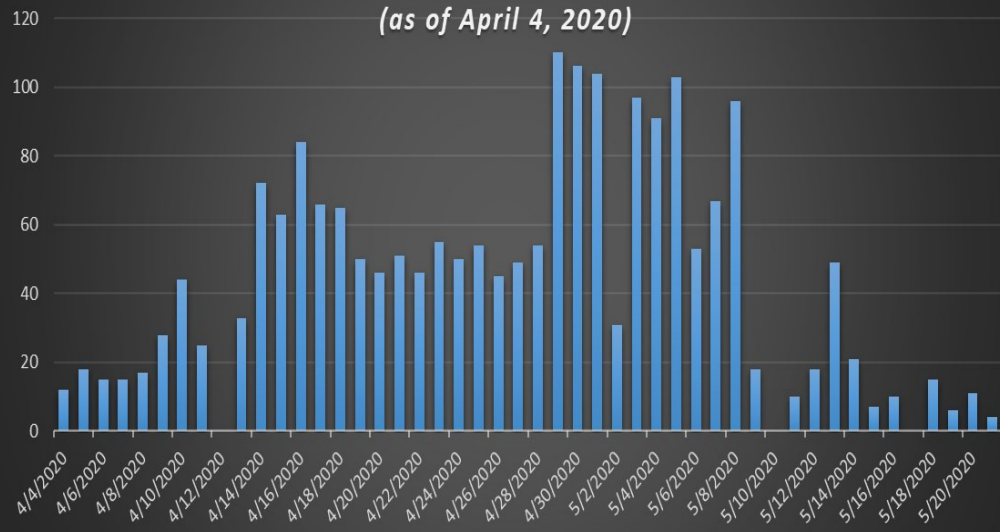
NEW JERSEY LAW ENFORCEMENT STRENGTH SURVEY—5/21 UPDATE

BREAKDOWN OF COVID19+ SINCE APRIL 4, 2020



Law Enforcement

NJ LE Total COVID-19 Daily Recovered (as of April 4, 2020)



PUBLIC SAFETY ANSWERING POINT (PSAP/911 CALL CENTERS) SURVEY—5/20 UPDATE

9-1-1 Call Volume:

- The surveys submitted in the early stage of the pandemic indicating a general uptick in medical calls seem to be flattening out as several PSAPs that previously reported an increase in EMS calls are reporting a downward trend towards 'normal'.
- We are continuing to see reports of a rise in domestic violence calls as well as administrative inquiries.
- Zero (0) PSAPs reporting their 911 call volume as much higher.
- Nine (9) counties had PSAPs reporting call volume was somewhat higher.
- A few PSAPs suggested increased call volume attributed to summer traffic resuming and beaches reopening.
- Fifteen (15) PSAPs reported their call volume is somewhat higher than normal.
- The remaining 128 PSAPs reported the call volume continues to be much lower, somewhat lower, or the same, with some PSAPs continuing to report that while overall call volume is down, EMS and administrative calls are higher.

Staffing Concerns:

- There continues to be no reporting of serious staffing concerns.
- Of the 143 PSAPs responding, one PSAP reported staffing concerns as bad.
- Seventy-two (72) PSAPs reported staffing either good or very good.
- The remaining seventy (70) PSAPs were neutral in their staffing concerns.

Staff Shortages Related to COVID-19:

- Seven (7) PSAPs reported staffing issues to some extent related to COVID-19 (either quarantine or tested positive).
- Of the seven (7) PSAPs reporting COVID-19 related-staffing issues, zero (0) of the PSAPs reported staffing concerns as bad.
- Twenty-two (22) PSAPs indicated they have had call takers/dispatchers as confirmed COVID-19 positive.
- Fifteen (15) PSAPs indicated they have call takers/dispatchers that are currently under quarantine.
- This reporting period, forty (40) PSAPs indicated they have had call takers/dispatchers that have returned from quarantine.
- During this reporting period, zero (0) PSAPs reported any call taker/dispatcher COVID-19 related deaths.

The staff of the Office of Emergency Telecommunications Services (OETS) will continue our efforts to increase participation in the surveys going forward. OETS staff continue to engage with each County 9-1-1 Coordinator during the pandemic.

NOT FOR PUBLIC RELEASE OR FURTHER DISSEMINATION WITHOUT EXPRESSED WRITTEN PERMISSION OF NJROIC THREAT ANALYSIS UNIT



COVID-19 OBSERVATION & PROTECTION SUMMARY (C.O.P.S.)

NOT FOR PUBLIC RELEASE OR FURTHER DISSEMINATION WITHOUT EXPRESSED WRITTEN PERMISSION OF NJROIC THREAT ANALYSIS UNIT

VIOLENCE & EXECUTIVE ORDERS

- (U//FOUO) A variety of illicit actors are responding violently to stay-at-home orders and social distancing measures in place due to COVID-19, and we assess **both public and private authority figures and essential workers are at highest risk of being targeted**, particularly as the pandemic persists.
- (U//FOUO) Even as parts of the country begin lifting some of these measures, some illicit actors probably will view any continued state-mandated orders as government overreach, and anticipated safety guidelines and policies—specifically the use of face masks—probably also will serve as a driving factor behind continued violent incidents related to the pandemic.
- **(U//FOUO) Concerns Over Possible Second-Wave of COVID-19 Cases Could Increase Potential for Violence**
 - (U) Public health officials are warning of a possible second-wave of COVID-19 in late 2020, which would likely result in at least some states re-implementing stay-at-home orders to slow the spread of the virus, according to press reporting. **Should this occur, we would expect a repeat of current responses, including additional incidents of hostility against these restrictions**, some of which could result in violence targeting law enforcement or other individuals attempting to enforce the stay-at-home orders.
- *Source: (U//LES) COVID-19 Stay-at-Home Orders and Social Distancing Requirements Sparking Some Violence in U.S., dated 19 May 2020*

U.S. MEXICO, & COVID-19

- **(U//FOUO) Worsening conditions in Mexico related to COVID-19 will likely push U.S. Citizens living in Mexico to return to the United States...Officials worry that a sudden surge of returning U.S. Citizens could further stress the U.S. healthcare systems along the border.**
- *Source: (U//LES) Uncertainties in Mexico May Lead to Exodus of Dual US– Mexico Citizens, dated 18 May 2020*

U.S. MASS CASUALTY ATTACK FATALITIES IN CURRENT MEDICAL ENVIRONMENT

- **(U//FOUO) If a mass casualty attack occurs in US locations with high rates of COVID-19 cases, we assess it would likely lead to more fatalities than if the attack occurred in the same locations before the pandemic.** As a result, state and local governments, as well as essential businesses and organizations, may benefit from a **renewed focus on protective measures and indicators of violence.**
- (U//FOUO) We base this assessment on COVID-19's negative impact on available first responder, intensive care unit (ICU), and operating room resources in areas experiencing a high volume of COVID-19 cases.
- (U//FOUO) We acknowledge that in the event of an attack, resource availability will vary broadly since responses to surges in COVID-19 cases will vary across jurisdictions.
- **(U//FOUO) We also acknowledge the attack method(s)—some of which could cause structural damage to a target which would cause further impacts on resources—and number of victims resulting from a mass casualty attack cannot be known ahead of time.**
- *Source: DHS HIA: (U//FOUO) COVID-19 Medical Resource Burden Would Likely Increase US Mass Casualty Attack Fatalities, Renewing Focus on Protective Measures, original dated 28 April 2020, substantive revision released 21 May 2020*

IMPORTANT LINKS

[NJ Department of Health: Current COVID-19 Cases](#)
[Johns Hopkins University Coronavirus Dashboard](#)
[State Employee FAQs](#)
[MVC Updates](#)
[Police Foundation COVID-19 Resources for LE](#)
[CDC COVID-19 Guidance for Law Enforcement](#)
[EMS Dispatch Cards](#)
[OSHA's Rule Relaxation \(N95's\)](#)
[NJOHSP Rumor Control/Disinformation Updates](#)
[Executive Order 107 Violation Reporting Form](#)
[PPE Donations Intake](#)
[New Jersey Executive Orders](#)
[New Jersey Administrative Orders](#)
[NJCCIC Telework Tips](#)
[Police One](#)
[NJ State Association of Chiefs of Police - COVID-19 Resources](#)
[International Association of Chiefs of Police](#)
[DMI New Jersey Resource Guide](#)
[Certified Childcare Facilities for Essential Employees](#)
[CDC COVID-19 Information for EMS & PSAPs](#)
[FEMA Coronavirus Response](#)
[DHS COVID-19 Information for First Responder Community](#)

Note: If you need more information on any products, reports, or links in this document, please contact the NJ ROIC Threat Analysis Unit at the following email: NJROICTHREAT@NJSP.ORG

NOT FOR PUBLIC RELEASE OR FURTHER DISSEMINATION WITHOUT EXPRESSED WRITTEN PERMISSION OF NJROIC THREAT ANALYSIS UNIT