

# YORKVILLE CUSD #115 POLAR PLUNGE TEAM REGISTRATION INSTRUCTIONS

Contact Mrs. Wille with any questions: [kwille@y115.org](mailto:kwille@y115.org)

## 2019 Polar Plunge Online Registration Instructions




Special Olympics Illinois is excited to continue our partnership with the online registration and fundraising platform – DonorDrive! We hope that you enjoy its ease of use, advanced functionality and clean design.

- Visit our official Polar Plunge website at [www.plungeillinois.com](http://www.plungeillinois.com). Scroll to the bottom of the page and click on the Polar Plunge event/location where you would like to participate.




**Yorkville  
Polar Plunge**  
Sunday, March 3rd

- You will be directed to that event's overview page. Take note of any useful information, such as the event contact person (the person to whom you should direct any event specific inquiries).
- Click the  button.



 **Register Now!**

 **Donate To This Event**

## Get Started

- Individuals who have Plunged in the past or previously created a Donor Drive account should select



### Been here before?

[Login to your account](#) to prefill the fields below with your information.

- If this is your first time utilizing Donor Drive please complete the below fields and click

CONTINUE TO NEXT STEP

Name \*

Email Address \*

Create Password \*  [Show](#)

Please enter a password between 6 and 25 characters in length. Spaces are not permitted.

**DON'T SIGN UP AS AN INDIVIDUAL HERE - JOIN OUR TEAM!!!!**

## Online Registration: Step 1 of 3

- During Step 1, If not pre-selected, you will want to select your Participant type. For locations hosting a Donut Dash, you have the option to register for the Polar Plunge only, Polar Plunge & Donut Dasher or Donut Dasher only.

Participant Type \* Polar Plunger

Role \* Individual

Join a Team

Create a Team

## Polar Plunger - Individual Participant

- If you will NOT be participating as part of a team, select "Individual" as your role and click

CONTINUE TO NEXT STEP

- Proceed to Step 2 of 5

# THIS IS WHEN YOU SELECT YORKVILLE CUSD #115 TEAM!!!!!!


## Joining a Team – Team Members

As a team member, joining your team is easy!

- Select “Join a Team”
- Click Search and use search for your team name.
- Once you have selected your team, click

CONTINUE TO NEXT STEP

Role \* Join a Team [Change](#)

Team \* 

Find a Team to join

[SEARCH](#)

## Online Registration: Step 2 of 3

- During Step 2, you will enter your Registration Details
- Polar Plunge participants must have a fundraising goal of at least \$100. 00
- Once entered, click

CONTINUE TO NEXT STEP

## Online Registration: Step 3 of 3

- During the last step of registration, you will be asked to review the details entered
- If you need to edit any information, select “Make Changes” for the appropriate section
- Once confirmed, click “Complete Registration!”




Please review your details and complete your registration below.

[COMPLETE REGISTRATION](#)

[Cancel](#)

## Online Registration: Confirmation

- You will receive an email (from [fundraising@donordrive.com](mailto:fundraising@donordrive.com)) titled “Thank you for registering!” to confirm your registration
- At this time you may also share your registration through social media, register another participant or personalize your fundraising page – all options are displayed on the right-hand toolbar
- Navigate to different areas within your account by utilizing the options displayed within the header



- If you have any additional questions on the registration process, please contact your local event coordinator or the Special Olympics Illinois State Headquarters at 1-800-394-0562 or [polarplunge@soill.org](mailto:polarplunge@soill.org)