

Dear Families of Incoming First Graders,

We are so excited to welcome your child to First Grade this fall! First Grade is a year full of growth—academically, socially, and spiritually—and we are eager to partner with you in supporting your child's journey.

To help your child start the year strong, we've outlined a few summer expectations. These activities will support a smooth transition and build a solid foundation for First Grade success.

Summer Expectations for First Grade Readiness

Reading

- Read aloud together daily for at least 15-20 minutes.
- Practice recognizing sight words (e.g., the, said, come, here).

Writing

- Practice writing first and last name with correct capitalization.
- Encourage writing simple sentences using spaces and punctuation.

Math

- Count aloud and write numbers to 100.
- Practice simple addition and subtraction using objects or fingers.

Fine Motor Skills

- Strengthen hands by coloring, cutting, and building (Legos, playdough).
- Practice tying shoes, buttoning, and using zippers.

Independence

- Encourage daily routines like getting dressed and brushing teeth.
- Practice cleaning up toys and organizing personal belongings.

These small efforts make a big difference in preparing your child for First Grade. Thank you for partnering with us. We look forward to a joyful and exciting year ahead!

Warmly,

The First Grade Team

Summer Reading:

1. Choose a book to read and complete the Beginning, Middle, and End worksheet (you may use words or pictures to complete the worksheet)
2. Complete each reading comprehension page

Summer Writing:

1. Write about your summer. Include 3 specific details.

Summer Math:

1. Ten Frames to 20
2. Ten Frames to 30
3. Addition up to 10
4. Subtraction within 10

Daily Practice:

1. Daily Review Pages (math, phonics, grammar practice)
2. Learn how to tie your shoes
3. Practice washing your hands

Name: _____

My Story Map


Title of story: _____

of pages: _____

Beginning

Middle

End



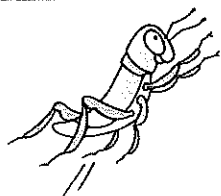
My rating:



Read the story. Find out four ways bugs can move.

This bug can hop.

Hop, hop, hop!



This bug can run.

Run, run, run!



This bug can walk.

Walk, walk, walk!



This bug can fly.

Fly, fly, fly!



Fill in the circle next to the correct answer.

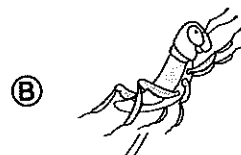
1. What is the story about?

- Ⓐ how bugs go
- Ⓑ how bugs eat
- Ⓒ how bugs help

2. Which one tells about a ?

- Ⓐ It can hop.
- Ⓑ It can run.
- Ⓒ It can fly.

3. Which bug can hop?



BEGINNING SOUNDS

Circle the word that starts with the same sound you hear in bug.


1. rug

2. but

3. rub

Read the story. Find out what the pig does to be cool.

The sun is hot.
It is too hot for the pig.
The pig wants to be cool.
It sees some mud.
Slosh! Slosh! Slosh!
The mud feels good.
The mud is not hot.
Roll, pig, roll!



Fill in the circle next to the correct answer.

1. The main character is _____.

- Ⓐ a pig
- Ⓑ some mud
- Ⓒ the sun

3. Why does the pig go in the mud?

- Ⓐ The mud is hot.
- Ⓑ The mud is cool.
- Ⓒ The mud is messy.

2. What does the pig do?

- Ⓐ The pig plays in the sun.
- Ⓑ The pig eats some mud.
- Ⓒ The pig rolls in mud.

SIGHT WORDS

Circle the word that correctly completes the sentence.

The mud makes the pig feel (got good).

Read the story. Remember the steps to grow a flower.

You can grow flowers.

First, dig a hole.

Next, put in some plant food.



Put the flowering plant into the hole.

Then, fill the hole with dirt.

Pat down the dirt to hold the flower.

Last, water the plant.

Soon, the plant will grow flowers.



Fill in the circle next to the correct answer.

1. What is the first step to help a flower grow?

- Ⓐ dig a hole
- Ⓑ water the flower
- Ⓒ put plant food into the hole

3. What is the last step to help a flower grow?

- Ⓐ water the plant
- Ⓑ fill the hole with dirt
- Ⓒ take the flower out of its pot

2. What do you do next, after you dig a hole?

- Ⓐ water the flower
- Ⓑ put the plant into the hole
- Ⓒ put in some plant food


WORD MEANINGS

Circle the picture that tells what the word water means in the story.

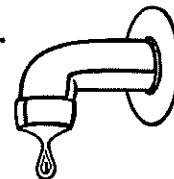
1.



2.




3.



Read the story. Find out how two sisters are alike and different.

Dora and Elena are twins.
They are in the first grade.
They both have brown eyes.
They both have dark hair.
But their hair is not the same.
Dora has long hair.
She likes to wear bows.
Elena's hair is short.
She wears hats more than bows.



Fill in the circle next to the correct answer.

1. How are Dora and Elena alike?
 - Ⓐ They have short hair.
 - Ⓑ They have brown eyes.
 - Ⓒ They like to wear hats.
2. How are Dora and Elena different?
 - Ⓐ Dora is in first grade, but Elena is not.
 - Ⓑ Dora has long hair, but Elena does not.
 - Ⓒ Dora has dark hair, but Elena does not.
3. What is the same about Dora and Elena?
 - Ⓐ They both have short hair.
 - Ⓑ They both are in first grade.
 - Ⓒ They both wear hats.

RHYMING WORDS

Look back at the story.

Circle a word that rhymes with hair.

Read the story. As you read, notice the things that can and cannot happen.

Ari was going fishing.
He found his fishing pole.
Then he picked up his box.
Clover watched Ari.
She wagged her tail fast.
Clover was Ari's dog.
She liked to go fishing with Ari.
"Let's go, Clover!" said Ari.
Clover put on her hat.
"I'm ready!" Clover said.



Fill in the circle next to the correct answer.


1. What in the story is make-believe?
Ⓐ A boy talks to a dog.
Ⓑ A boy has a pet dog.
Ⓒ A dog puts on a hat.
2. What can a dog really do?
Ⓐ A dog can watch a boy.
Ⓑ A dog can put on a hat.
Ⓒ A dog can talk like a person.
3. Which one is true about Ari?
Ⓐ Ari likes to fish.
Ⓑ Ari has a pet cat.
Ⓒ Ari can wag his tail.


SIGHT WORDS

Circle the word that correctly completes the sentence.

"I have my fishing pole," (liked said) Ari.


Name: _____





Name _____

Ten Frames Up to 20



Directions Trace each number. Fill in the ten frame, color the base ten blocks and count the parts to match each number


			<p>Tens: _____</p> <p>Ones: _____</p> <p>In all: _____</p>
			<p>Tens: _____</p> <p>Ones: _____</p> <p>In all: _____</p>
			<p>Tens: _____</p> <p>Ones: _____</p> <p>In all: _____</p>
			<p>Tens: _____</p> <p>Ones: _____</p> <p>In all: _____</p>
			<p>Tens: _____</p> <p>Ones: _____</p> <p>In all: _____</p>

Name _____

©Annie Moffatt @ The Moffatt Girls 2015

Ten Frames Up to 30

Directions Trace each number Fill in the ten frame,
color the base ten blocks and count the parts to match each number.





24			Tens: _____ Ones: _____ In all: _____
28			Tens: _____ Ones: _____ In all: _____
21			Tens: _____ Ones: _____ In all: _____
29			Tens: _____ Ones: _____ In all: _____
26			Tens: _____ Ones: _____ In all: _____


Name _____

Addition up to 10!


Directions: Solve the problems.




$$\begin{array}{r} 4 \\ + 1 \\ \hline \end{array}$$




$$\begin{array}{r} 2 \\ + 5 \\ \hline \end{array}$$



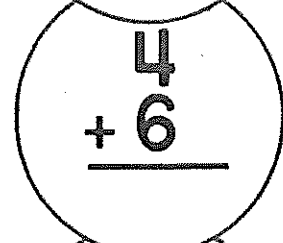
$$\begin{array}{r} 3 \\ + 5 \\ \hline \end{array}$$



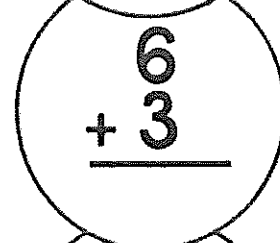
$$\begin{array}{r} 2 \\ + 3 \\ \hline \end{array}$$



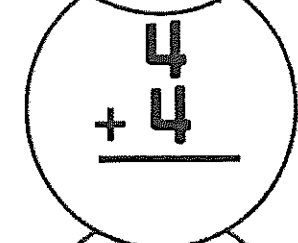
$$\begin{array}{r} 5 \\ + 5 \\ \hline \end{array}$$



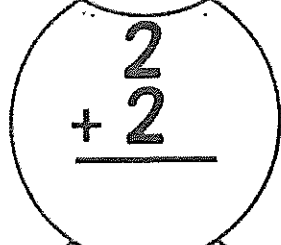
$$\begin{array}{r} 4 \\ + 6 \\ \hline \end{array}$$



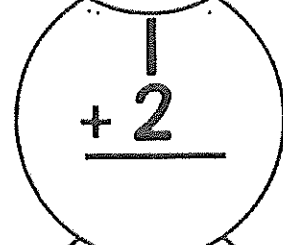
$$\begin{array}{r} 6 \\ + 3 \\ \hline \end{array}$$




$$\begin{array}{r} 4 \\ + 4 \\ \hline \end{array}$$



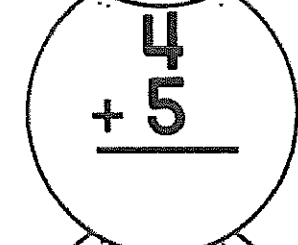
$$\begin{array}{r} 2 \\ + 2 \\ \hline \end{array}$$



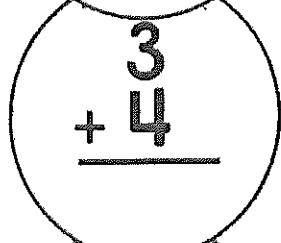
$$\begin{array}{r} 1 \\ + 2 \\ \hline \end{array}$$



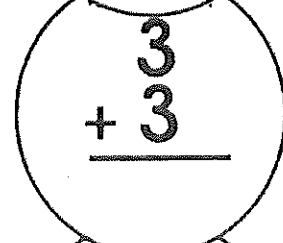
$$\begin{array}{r} 2 \\ + 7 \\ \hline \end{array}$$



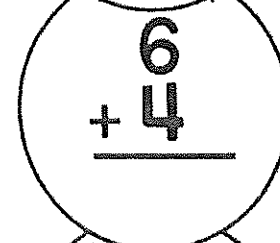
$$\begin{array}{r} 4 \\ + 5 \\ \hline \end{array}$$



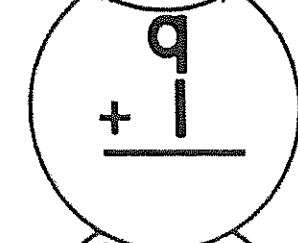
$$\begin{array}{r} 3 \\ + 4 \\ \hline \end{array}$$



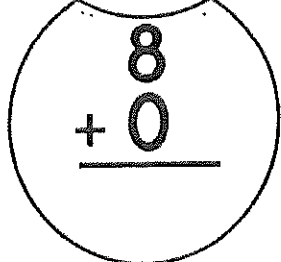
$$\begin{array}{r} 3 \\ + 3 \\ \hline \end{array}$$



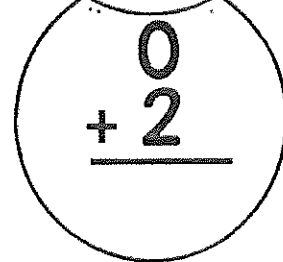
$$\begin{array}{r} 6 \\ + 4 \\ \hline \end{array}$$



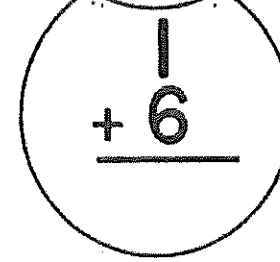
$$\begin{array}{r} 9 \\ + 1 \\ \hline \end{array}$$



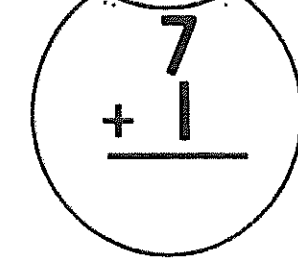
$$\begin{array}{r} 8 \\ + 0 \\ \hline \end{array}$$



$$\begin{array}{r} 0 \\ + 2 \\ \hline \end{array}$$



$$\begin{array}{r} 1 \\ + 6 \\ \hline \end{array}$$





$$\begin{array}{r} 7 \\ + 1 \\ \hline \end{array}$$


Name _____

SUBTRACTION within 10!


Directions Solve the problems




$$\begin{array}{r} 6 \\ - 4 \\ \hline \end{array}$$




$$\begin{array}{r} 9 \\ - 1 \\ \hline \end{array}$$



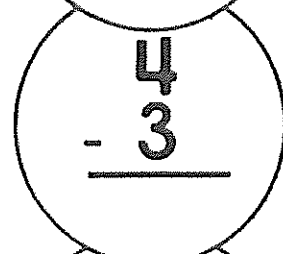
$$\begin{array}{r} 5 \\ - 3 \\ \hline \end{array}$$



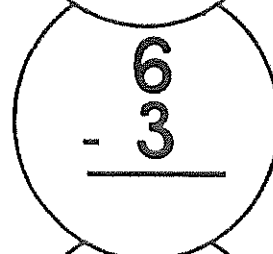
$$\begin{array}{r} 3 \\ - 2 \\ \hline \end{array}$$



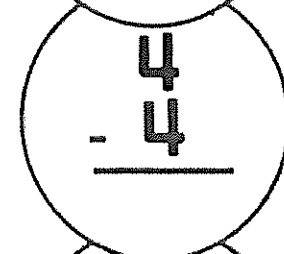
$$\begin{array}{r} 6 \\ - 5 \\ \hline \end{array}$$



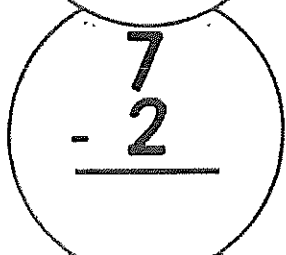
$$\begin{array}{r} 4 \\ - 3 \\ \hline \end{array}$$



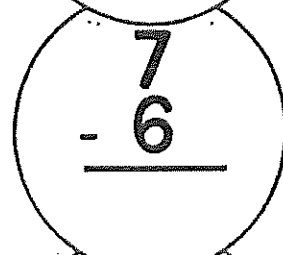
$$\begin{array}{r} 6 \\ - 3 \\ \hline \end{array}$$



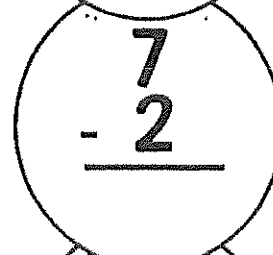
$$\begin{array}{r} 4 \\ - 4 \\ \hline \end{array}$$




$$\begin{array}{r} 7 \\ - 2 \\ \hline \end{array}$$



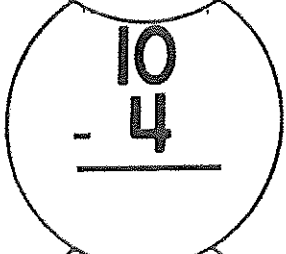
$$\begin{array}{r} 7 \\ - 6 \\ \hline \end{array}$$




$$\begin{array}{r} 7 \\ - 2 \\ \hline \end{array}$$



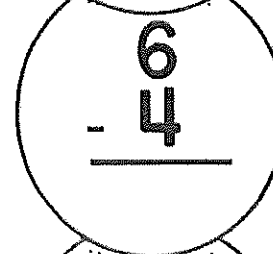
$$\begin{array}{r} 5 \\ - 4 \\ \hline \end{array}$$



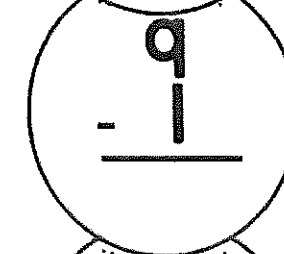
$$\begin{array}{r} 10 \\ - 4 \\ \hline \end{array}$$



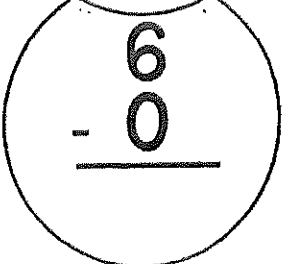
$$\begin{array}{r} 10 \\ - 3 \\ \hline \end{array}$$



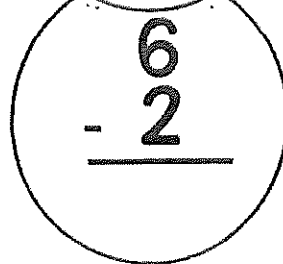
$$\begin{array}{r} 6 \\ - 4 \\ \hline \end{array}$$



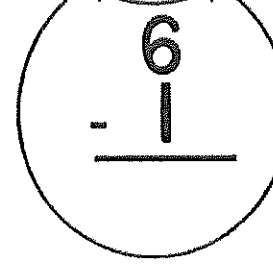
$$\begin{array}{r} 9 \\ - 1 \\ \hline \end{array}$$




$$\begin{array}{r} 6 \\ - 0 \\ \hline \end{array}$$



$$\begin{array}{r} 6 \\ - 2 \\ \hline \end{array}$$




$$\begin{array}{r} 6 \\ - 1 \\ \hline \end{array}$$



$$\begin{array}{r} 7 \\ - 1 \\ \hline \end{array}$$

Name _____





(Skill Review)

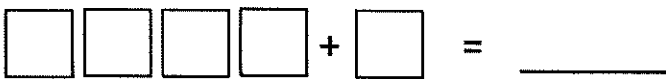
Count. Write the number.




Trace the numbers.





Count. How many in all?



What words rhyme with cat?




Write the letter that names the beginning sound for each picture.



Write the sentence correctly. Remember to begin your sentence with a capital letter. 😊

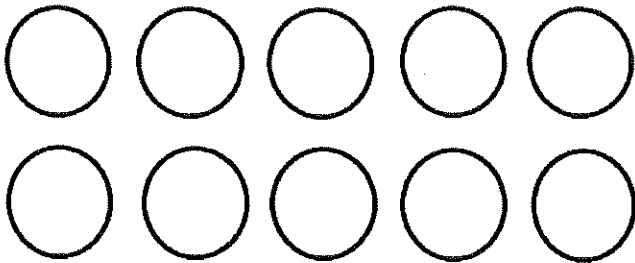
i am in first grade!

Name _____

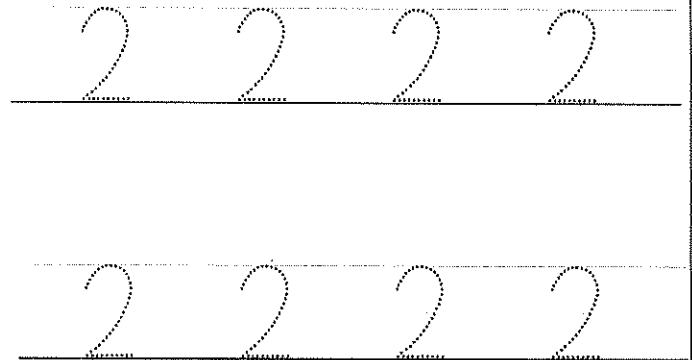


(Skill Review)

Color 9 circles green.

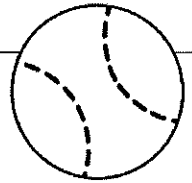






Trace the numbers.



Write the missing numbers.

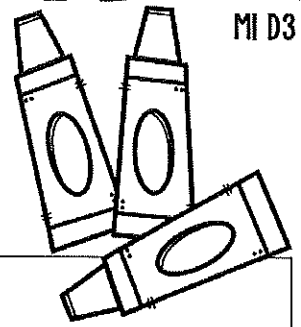
1	2		4	
6	7			

What words rhyme with ball?


Write the letter that names the beginning sound for each picture.


Write the sentence correctly. Remember to begin your sentence with a capital letter. 😊


school is fun!



Name _____

(Skill Review)

Color the stars. How many stars do you count?



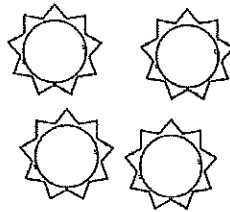

_____ stars

Trace the numbers.


3 3 3 3

3 3 3 3

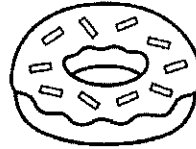

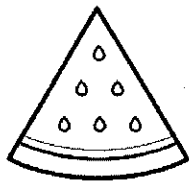

Circle the group that is greater than 5.



What words rhyme with ig?



Write the letter that names the beginning sound for each picture.




Write the sentence correctly. Remember to begin your sentence with a capital letter. ☺

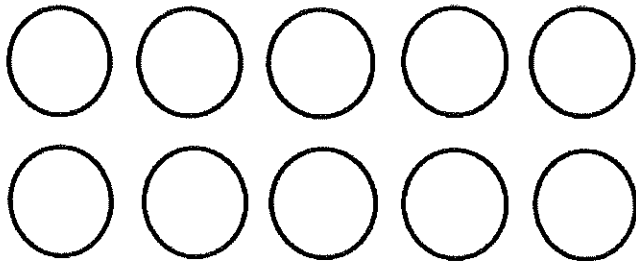
i have new friends!

Name _____



(Skill Review)



Color 8 circles blue.



Trace the numbers.




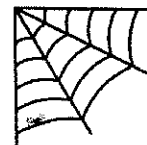



Write the missing numbers.

	11		13	14
15		17		

Write the word to name the picture. Write one letter in each box.



--	--	--

Write the letter that names the beginning sound for each picture.



Write the sentence correctly. Remember to begin your sentence with a capital letter. 😊

my teacher is nice!

Name _____

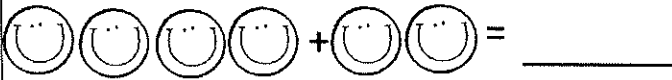
(Skill Review)

Count. Write the number.

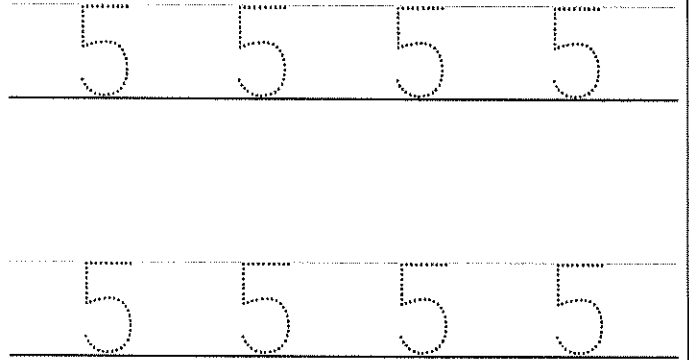


<input type="checkbox"/>	squares
<input type="checkbox"/>	circles
<input type="checkbox"/>	triangles

Count. How many in all?




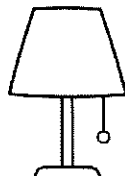
Trace the numbers.



Write the word to name the picture. Write one letter in each box.




--	--	--

Write the letter that names the beginning sound for each picture.


Write the sentence correctly. Remember to begin your sentence with a capital letter. ☺


we will learn a lot!

Name _____



(Skill Review)

Color the hearts. How many hearts do you count?

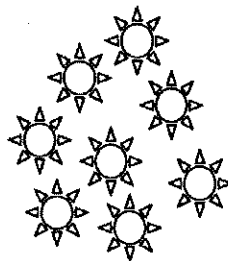


Trace the numbers.


6 6 6 6

6 6 6 6

Circle the group that has less than 10.

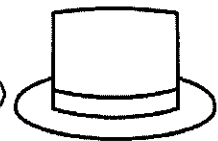
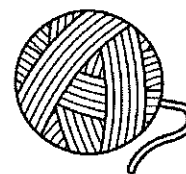



Write the word to name the picture. Write one letter in each box.



--	--	--

Write the letter that names the beginning sound for each picture.

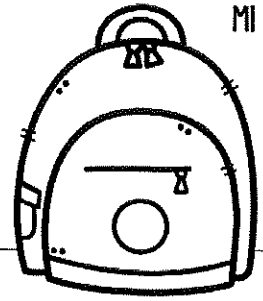


_____	_____	_____	_____	_____	_____
-------	-------	-------	-------	-------	-------

Write the sentence correctly. Remember to begin your sentence with a capital letter. ☺

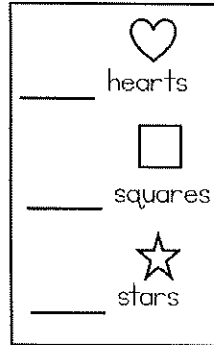
what is your name?

Name _____

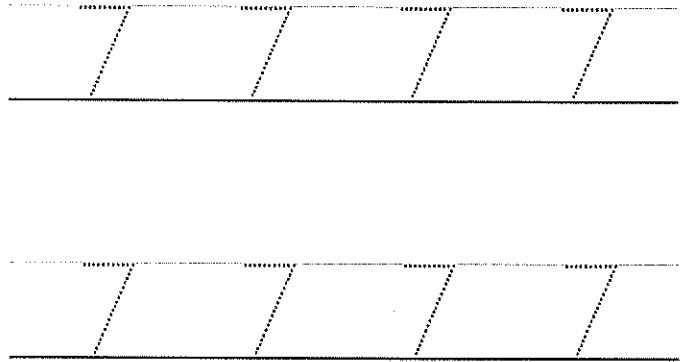


(Skill Review)



Count. Write the number.



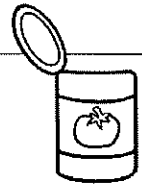
Trace the numbers.



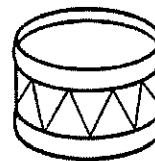
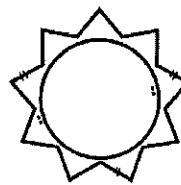
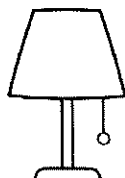
Count. How many in all?



What words rhyme with can?




Write the letter that names the ending sound for each picture.



Write the sentence correctly. Remember to begin your sentence with a capital letter. 😊

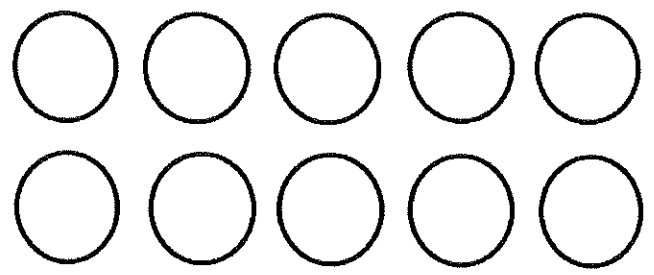
look at my new crayons.



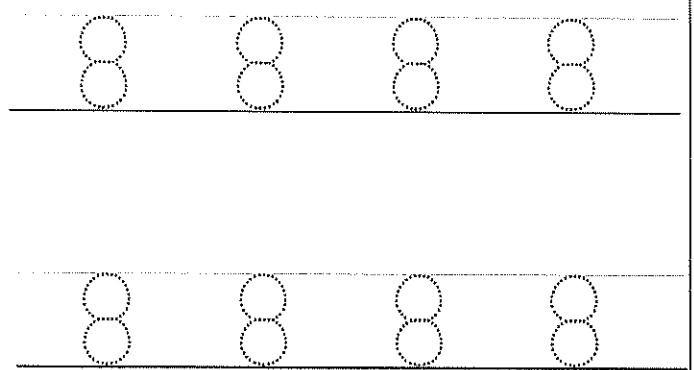
Name _____

(Skill Review)

Color 5 circles red.



Trace the numbers.



Write the missing numbers.





	9	10		12
13		15		

Write the word to name the picture. Write one letter in each box.



--	--	--

Write the letter that names the ending sound for each picture.




_____	_____	_____	_____	_____	_____
_____	_____	_____	_____	_____	_____

Write the sentence correctly. Remember to begin your sentence with a capital letter. 😊

my name is _____.


Name _____

(Skill Review)



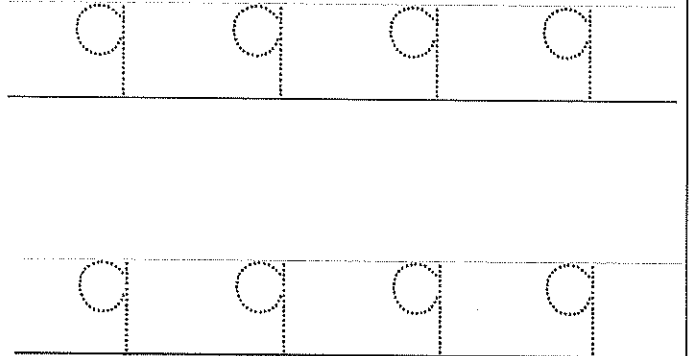
MID 9

Color the faces. How many faces do you count?

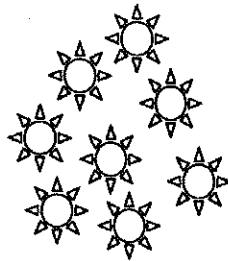


_____ faces


Trace the numbers.




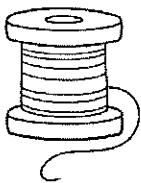
Circle the group that is greater than 10.



What words rhyme with frog?




Write the letter that names the ending sound for each picture.



Write the sentence correctly. Remember to begin your sentence with a capital letter. ☺

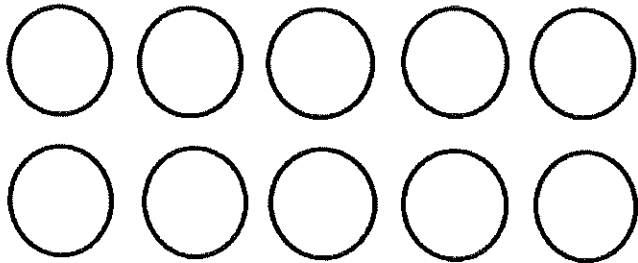
it is time for recess!



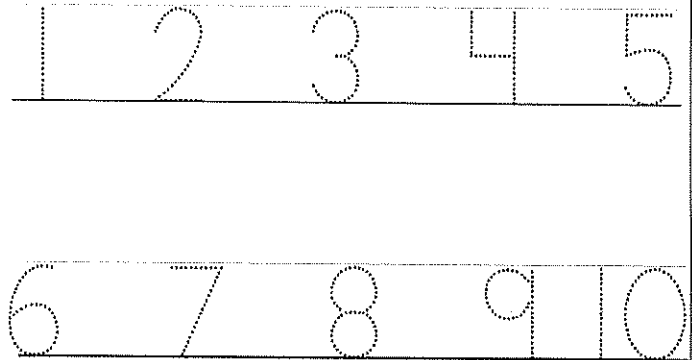
Name _____

(Skill Review)

Color 10 circles orange.



Trace the numbers.



Write the missing numbers.


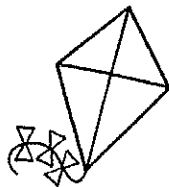

6	7		9	
11		13		15

Write the word to name the picture. Write one letter in each box.



--	--	--

Write the letter that names the beginning sound for each picture.



_____	_____	_____	_____	_____	_____
-------	-------	-------	-------	-------	-------

Write the sentence correctly. Remember to begin your sentence with a capital letter. ☺

how old are you ?