

Dear 2nd Grade Families,

We're so excited to welcome your child to second grade! One of the important skills we work on in second grade is **being organized and ready to learn each day**. Having the right supplies—and keeping them neat—really helps our students start the year off strong.

When you're getting your child's supplies ready, **please be sure to purchase the correct pencil box for 2nd grade**. We'll be using it daily, so it's important that it's the right size to fit everything they'll need.

Here's what should go inside your child's pencil box before the first day:


- 1 eraser
- 1 glue stick
- 1 highlighter
- 1 pair of scissors
- 4 sharpened pencils
- 1 dry erase (Expo) marker
- 1 pack of 24 crayons
- 1 pack of 12 colored pencils
- 1 pack of 12 thin markers
- 1 pack of 8 thick markers

Please leave the crayons, markers, and colored pencils in their original boxes—they'll fit in the pencil box just as they are!

Any other supplies from the supply list can be brought to school separately on the first day. We'll collect those items and keep them safe for when your child needs them later in the year.

Thank you so much for your help in keeping things organized!
We can't wait to meet you and your child in August—it's going to be a wonderful year!

Warm wishes,
Mrs. Ryska and Mrs. Underdown



2nd Grade Summer Packet

Parents we are excited about your child entering 2nd grade next year. Please spend some time this summer preparing them for the next school year. Included are some materials to assist you in that preparation. We look forward to a great new year.

The 2nd Grade Team



Phonics Chart

BLEND



blocks



clock



flower



glasses



plant



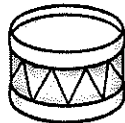
slide



bread



crab



drum



frog



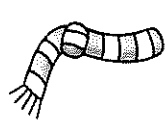
grass



pretzel



tree



scarf




ski



smock



snake



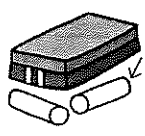
spider



stamp



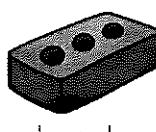
swim




chalk



mask



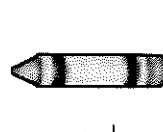
brick



ant



ring



pink



nest

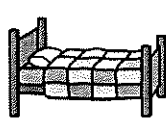


hand


VOWEL



cat



bed



pig



log



sun



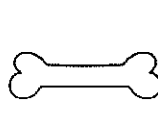
cake




wheel



hive



bone



cube



rain



leaf



pie



soap



fruit

DIGRAPH



cheese




phone



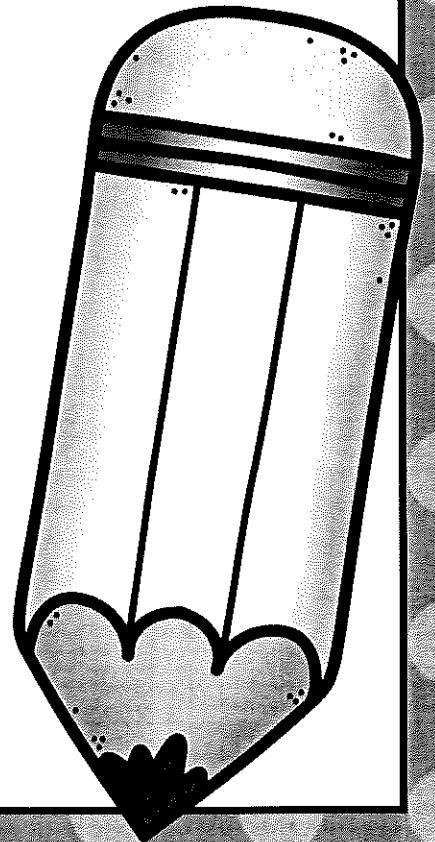
sheep



thumb




whale



Summer 2025 Reading Log

[illegible]

2nd Grade Summer Packet



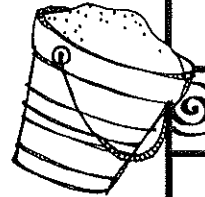
Directions: Fill in the blanks with the missing numbers.

45, ____, 55, 60, ____, ____, 75, ____, 85, 90, 95 ____, ____, ____, 115

32, ____, 36, ____, 40, ____, 44, ____, 48, ____, 52, ____, ____, 58, ____,

__, 60, 70, ____, 90, ____, 110, ____, ____, ____, ____, 160, ____, 180

47, ____, 67, ____, 87, ____, 107, ____, 127, ____, ____, 157, ____, 177



Directions: Fill in the missing numbers in the hundred chart sections.

	57	
66	67	68
	77	


73	74	
	84	
	94	95



10		12
30		32

73	74	
	84	
	94	95

Directions: Answer each number sentence.



40 + 20 = ____ 80 + 10 = ____ 20 + 20 = ____ 50 + 30 = ____

10 + 50 = ____ 10 + 40 = ____ 70 + 30 = ____ 30 + 20 = ____


Directions: Answer each number sentence.

90 - 20 = ____ 80 - 40 = ____ 30 - 30 = ____ 40 - 30 = ____

70 - 30 = ____ 70 - 50 = ____ 60 - 30 = ____ 40 - 20 = ____



2nd Grade Summer Packet



Directions: Fill in the missing numbers.

$9 + \underline{\quad} = 10$

$4 + \underline{\quad} = 10$

$6 + \underline{\quad} = 10$

$8 + \underline{\quad} = 10$

$7 + \underline{\quad} = 10$

$5 + \underline{\quad} = 10$

$3 + \underline{\quad} = 10$

$2 + \underline{\quad} = 10$

$3 + \underline{\quad} = 5$

$2 + \underline{\quad} = 5$

$4 + \underline{\quad} = 5$

$1 + \underline{\quad} = 5$

$4 + \underline{\quad} = 7$

$3 + \underline{\quad} = 7$

$6 + \underline{\quad} = 7$

$5 + \underline{\quad} = 7$

$5 + \underline{\quad} = 6$

$2 + \underline{\quad} = 6$

$1 + \underline{\quad} = 6$

$3 + \underline{\quad} = 6$

$4 + \underline{\quad} = 8$

$7 + \underline{\quad} = 8$

$6 + \underline{\quad} = 8$

$5 + \underline{\quad} = 8$

$6 + \underline{\quad} = 9$

$2 + \underline{\quad} = 9$

$4 + \underline{\quad} = 9$

$8 + \underline{\quad} = 9$

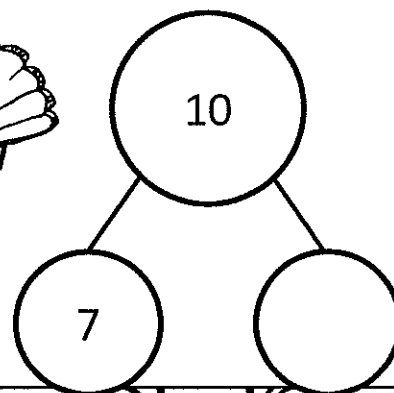

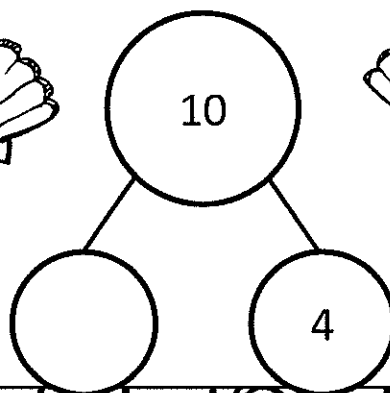

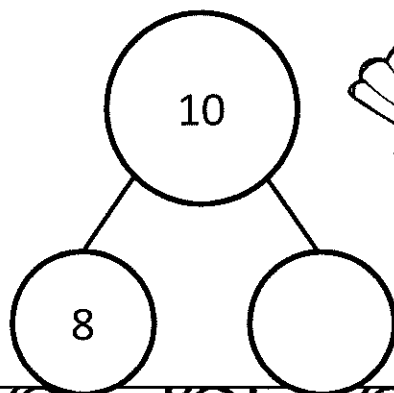
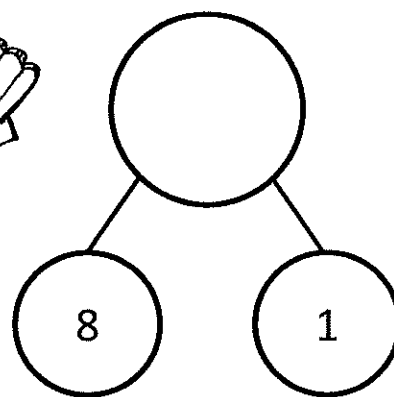



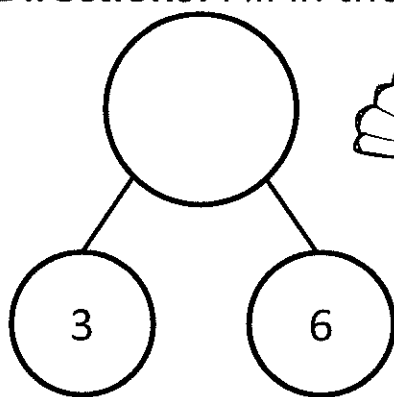
$0 + \underline{\quad} = 4$

$2 + \underline{\quad} = 4$

$1 + \underline{\quad} = 4$

$3 + \underline{\quad} = 4$

Directions: Fill in the missing numbers.



2nd Grade Summer Packet

Directions: Answer each question making sure to show your work.

Show three different coin combinations to show 75 cents.

--	--	--


Show three different coin combinations to show 98 cents.

--	--	--


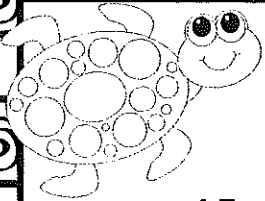
Sue has three dollars two dimes and five pennies.
How much money does she have? _____



Tom has five dollars. He goes to the store and buys three toys that cost one dollar each. How much money does he have left after he buys the toys? _____



2nd Grade Summer Packet



$15 - 5 = \underline{\quad}$

$13 - 3 = \underline{\quad}$

$17 - 3 = \underline{\quad}$

$20 - 3 = \underline{\quad}$

$14 - 2 = \underline{\quad}$

$19 - 5 = \underline{\quad}$

$20 - 2 = \underline{\quad}$

$17 - 2 = \underline{\quad}$

$18 - 1 = \underline{\quad}$

$17 - 6 = \underline{\quad}$

$18 - 7 = \underline{\quad}$

$18 - 3 = \underline{\quad}$

$18 - 5 = \underline{\quad}$

$19 - 1 = \underline{\quad}$

$16 - 6 = \underline{\quad}$

$17 - 4 = \underline{\quad}$

$16 - 3 = \underline{\quad}$

$16 - 4 = \underline{\quad}$

$12 - \underline{\quad} = 10$

$13 - \underline{\quad} = 11$

$14 - \underline{\quad} = 11$

$12 - \underline{\quad} = 11$

$19 - \underline{\quad} = 17$

$15 - \underline{\quad} = 13$

$15 - \underline{\quad} = 11$

$16 - \underline{\quad} = 11$

$20 - \underline{\quad} = 19$

$\underline{\quad} - 4 = 10$

$\underline{\quad} - 7 = 13$

$\underline{\quad} - 3 = 12$

$\underline{\quad} - 6 = 13$

$\underline{\quad} - 9 = 10$

$\underline{\quad} - 1 = 12$

$\underline{\quad} - 7 = 12$

$\underline{\quad} - 4 = 14$

$\underline{\quad} - 3 = 16$

$18 - 4 = \underline{\quad}$

$18 - 2 = \underline{\quad}$

$16 - 4 = \underline{\quad}$

$14 - 4 = \underline{\quad}$

$16 - 3 = \underline{\quad}$

$18 - 7 = \underline{\quad}$

$20 - 8 = \underline{\quad}$

$19 - 6 = \underline{\quad}$

$20 - 2 = \underline{\quad}$

$20 - 4 = \underline{\quad}$

$18 - 3 = \underline{\quad}$

$20 - 10 = \underline{\quad}$

$17 - 3 = \underline{\quad}$




$19 - 4 = \underline{\quad}$

$20 - 6 = \underline{\quad}$

$19 - 3 = \underline{\quad}$


$14 - 1 = \underline{\quad}$

$17 - 2 = \underline{\quad}$




2nd Grade Summer Packet

Directions: Compare the numbers, and fill in the blank with the correct symbol. (<, >, or =)




75




85

24




48

105




97

15




51

26




26

78




89

107




78

16




61

23




32

45



45



2nd Grade Summer Packet

Directions: Write the expanded form of each number.

Example: $25 = 20 + 5$



98

71

26

105

13

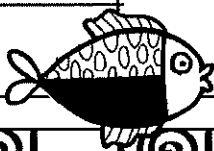
87

38

40

57


63



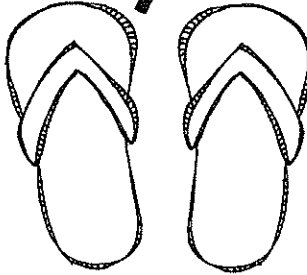
2nd Grade Summer Packet

Directions: Write two numbers that have a sum for each number.

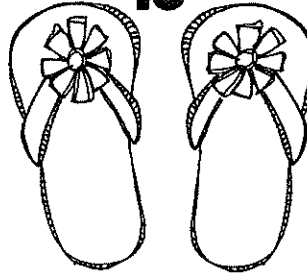
10



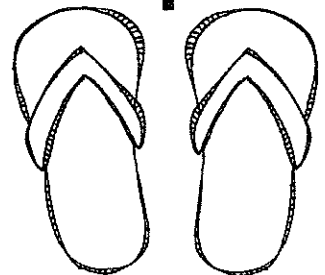
7



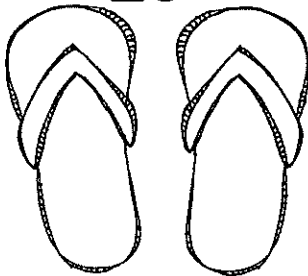
15




9



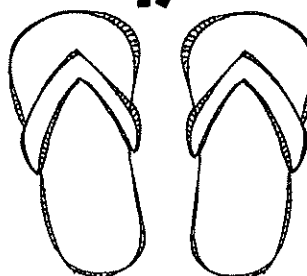
20



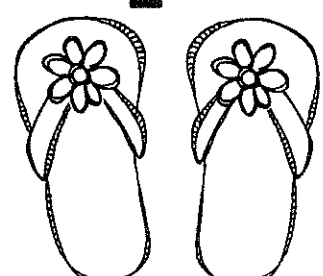
12



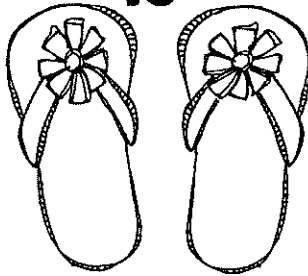
17



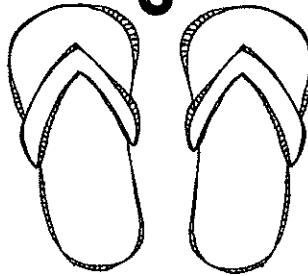
2




16



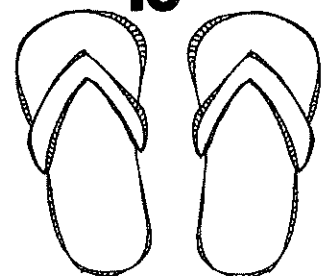
3



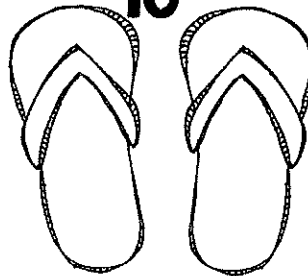
11



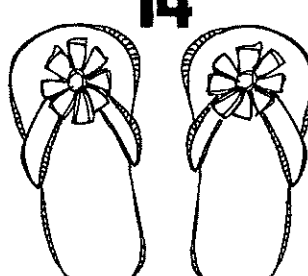
13



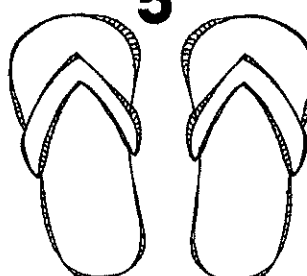
10



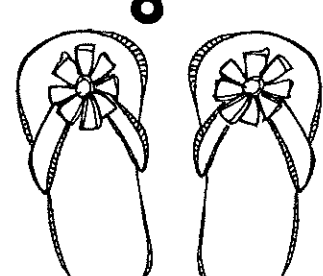
14



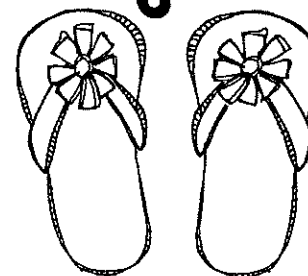
5



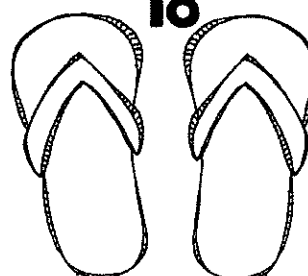
8



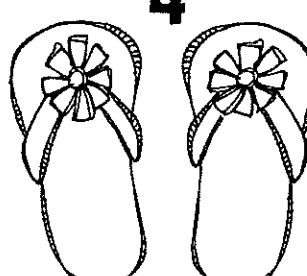
6



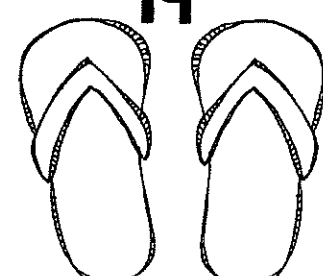
18



4


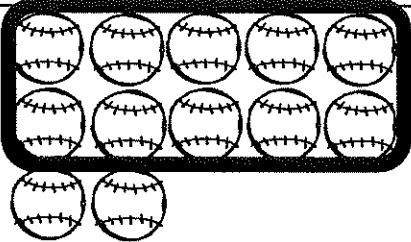

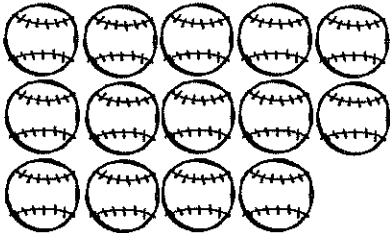

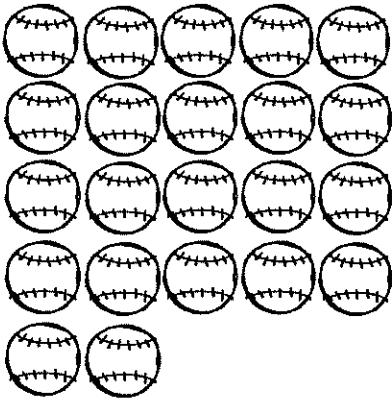

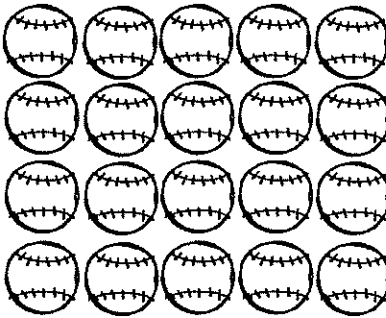

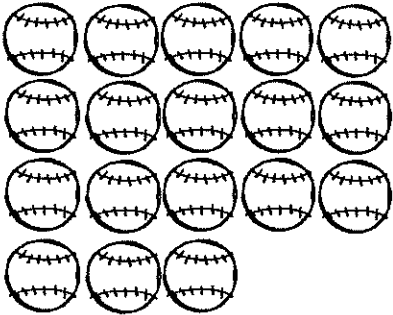

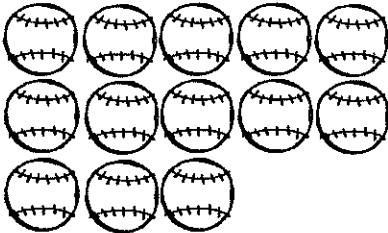

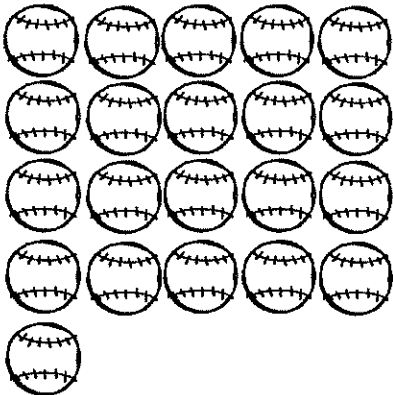

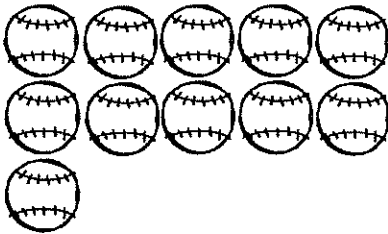


19



2nd Grade Summer Packet

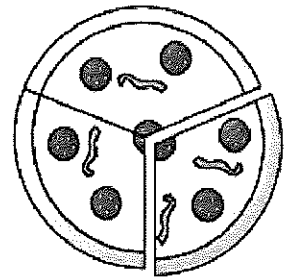
Directions: Circle each group of 10. Write the number of tens and ones on the chart. Then write the number on the mitt.

 <table border="1" data-bbox="147 552 365 751"> <thead> <tr> <th>Tens</th> <th>Ones</th> </tr> </thead> <tbody> <tr> <td>1</td> <td>2</td> </tr> </tbody> </table>	Tens	Ones	1	2		 <table border="1" data-bbox="821 552 1039 751"> <thead> <tr> <th>Tens</th> <th>Ones</th> </tr> </thead> <tbody> <tr> <td></td> <td></td> </tr> </tbody> </table>	Tens	Ones			
Tens	Ones										
1	2										
Tens	Ones										
 <table border="1" data-bbox="154 957 371 1157"> <thead> <tr> <th>Tens</th> <th>Ones</th> </tr> </thead> <tbody> <tr> <td></td> <td></td> </tr> </tbody> </table>	Tens	Ones				 <table border="1" data-bbox="828 957 1045 1157"> <thead> <tr> <th>Tens</th> <th>Ones</th> </tr> </thead> <tbody> <tr> <td></td> <td></td> </tr> </tbody> </table>	Tens	Ones			
Tens	Ones										
Tens	Ones										
 <table border="1" data-bbox="149 1362 367 1562"> <thead> <tr> <th>Tens</th> <th>Ones</th> </tr> </thead> <tbody> <tr> <td></td> <td></td> </tr> </tbody> </table>	Tens	Ones				 <table border="1" data-bbox="823 1362 1040 1562"> <thead> <tr> <th>Tens</th> <th>Ones</th> </tr> </thead> <tbody> <tr> <td></td> <td></td> </tr> </tbody> </table>	Tens	Ones			
Tens	Ones										
Tens	Ones										
 <table border="1" data-bbox="149 1766 367 1965"> <thead> <tr> <th>Tens</th> <th>Ones</th> </tr> </thead> <tbody> <tr> <td></td> <td></td> </tr> </tbody> </table>	Tens	Ones				 <table border="1" data-bbox="823 1766 1040 1965"> <thead> <tr> <th>Tens</th> <th>Ones</th> </tr> </thead> <tbody> <tr> <td></td> <td></td> </tr> </tbody> </table>	Tens	Ones			
Tens	Ones										
Tens	Ones										


2nd Grade Summer Packet

Directions: Use the graph to solve the problems.

Favorite Pizza Toppings



Cheese	Peperoni	Sausage



What flavor did the most children choose?

Which flavor did the least children choose?

How many children choose cheese or peperoni?

How many more chose cheese than peperoni?

2nd Grade Summer Packet

Directions: Write the number in standard form on the line.

2 tens and 13 ones

7 tens and 24 ones

1 ten and 18 ones




4 tens and 39 ones

6 tens and 20 ones

3 tens and 15 ones

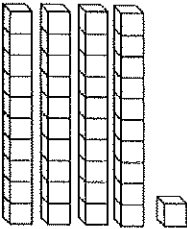
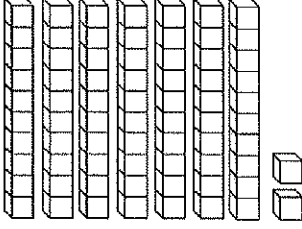
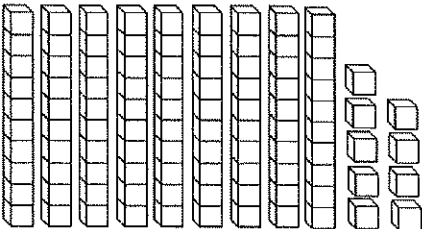
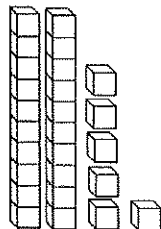
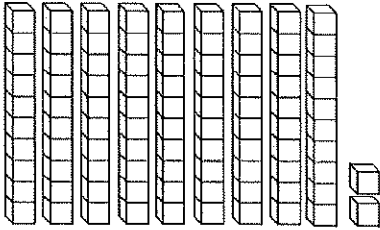
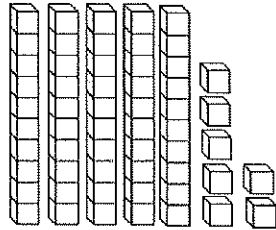
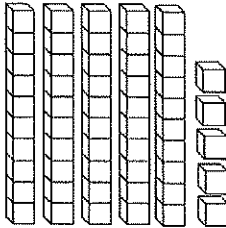
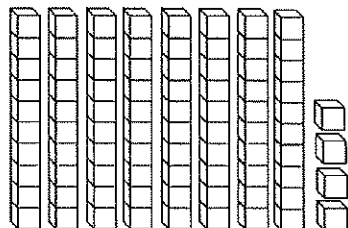
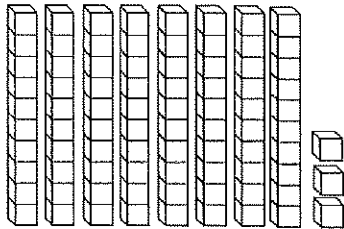
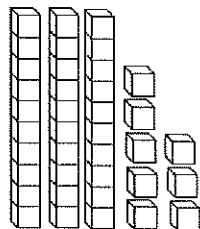
5 tens and 23 ones

6 tens and 17 ones




2nd Grade Summer Packet

Directions: Count the total number of blocks and write the total on the line.

 _____	 _____
 _____	 _____
 _____	 _____
 _____	 _____
 _____	 _____

**Summer
is cool!**



2nd Grade Summer Packet

Directions: Solve.

$30 + 10 = \underline{\quad}$

$70 + 20 = \underline{\quad}$

$20 + 10 = \underline{\quad}$

$50 + 30 = \underline{\quad}$

$70 + 30 = \underline{\quad}$

$30 + 20 = \underline{\quad}$

$50 + 40 = \underline{\quad}$

$60 + 30 = \underline{\quad}$

$80 + 10 = \underline{\quad}$

$50 + 50 = \underline{\quad}$

$60 + 30 = \underline{\quad}$

$90 + 10 = \underline{\quad}$

$20 + 20 = \underline{\quad}$




$30 + 50 = \underline{\quad}$

$30 + 30 = \underline{\quad}$

$60 + 20 = \underline{\quad}$

$70 + 20 = \underline{\quad}$

$20 + 70 = \underline{\quad}$



2nd Grade Summer Packet

Directions: Solve.

$40 - 20 = \underline{\quad}$

$30 - 10 = \underline{\quad}$

$80 - 40 = \underline{\quad}$

$90 - 70 = \underline{\quad}$

$60 - 40 = \underline{\quad}$

$60 - 10 = \underline{\quad}$

$90 - 80 = \underline{\quad}$

$80 - 80 = \underline{\quad}$

$90 - 80 = \underline{\quad}$

$80 - 50 = \underline{\quad}$

$70 - 40 = \underline{\quad}$

$60 - 40 = \underline{\quad}$

$40 - 10 = \underline{\quad}$





$70 - 20 = \underline{\quad}$

$50 - 20 = \underline{\quad}$

$60 - 30 = \underline{\quad}$

$80 - 40 = \underline{\quad}$

$90 - 90 = \underline{\quad}$



2nd Grade Summer Packet

Directions: Circle the words that need capital letters.

boat

january

ship

tuesday

calendar

house

bookcase

march

basket

monday

golf

basketball

ocean

may

banana

bag

shirt

wednesday

Directions: Add commas to make the sentences correct.


Are you going to the beach the office or the movies?

Do you like strawberries apples or bananas?

Do you want a star heart or balloon sticker?

The cake needs butter milk and flour.

I want to buy a ball skateboard and video game.



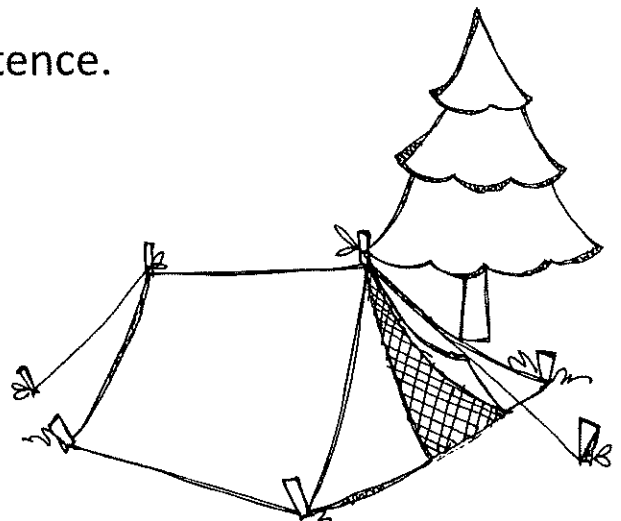
Directions: Circle the noun in each sentence.

Did you see the red shirt?

Where is the blue ball?

Can I go to the store?

The tree is green.



2nd Grade Summer Packet

Directions: Which is the BEST way to make the two sentences into one sentence?

Can we go to the movies? Can we go to the park?



I like apples. I like bananas.



I love red flowers. I love blue flowers.



We always put sprinkles on our cupcakes. We always put frosting on our cupcakes.



Directions: Look at the table of contents. Use the table of contents to answer the questions.


Table of Contents

Chapter 1: What cats look like.....page 2

Chapter 2: Where cats should sleep.....page 8

Chapter 3: What cats eat.....page 12

Chapter 4: Where to buy cats.....page 15



What chapter would you find information about where to buy cats? _____

What chapter would you find information about where your new cat should sleep?

What chapter would you find information about what cats like to eat? _____


2nd Grade Summer Packet

Ship

1. A boat.
2. To send something.

Which definition of ship is used in this sentence?

I need to ship a package.





Present

1. A gift.
2. To be in attendance.

Which definition of present is used in this sentence?

I opened my birthday present yesterday.




Directions: Change the underlined noun to mean more than one.


I have two foot. I have two _____.



Do you see the pretty fish? Do you see the pretty _____?



Five child gets on the bus. Five _____ get on the bus.



2nd Grade Summer Packet

Directions: Fix the letter below. Rewrite the letter on the lines below.

dear sam

I had a lot of fun this weekend. I cant wait for christmas to come. I want to get a new skateboard. My brother Tom has a skateboard and I think its cool. Would you want to ride on Toms skateboard? I wish

I could come to florida to visit you!

from

Max

2nd Grade Summer Packet

Directions: Read the text below, then answer the questions.

The Water Park

My name is Janet and I had so much fun this summer! I went to visit my Grandma in Florida. We went to the biggest water park I have ever seen.

When I arrived at Grandma's house the first thing I did was unpack my bag. After I unpacked, Grandma gave me a snack of cookies and milk. I was really hungry.

After my snack I put my swimsuit and flip flops on to go to the water park. Grandma and I went in the car and drove to the water park.

The water park was huge! There were lots of water slides and a huge swimming pool. I put my towel down and got in line for the big water slide. The slide was so fast. We went from side to side through the water. After the water slide I went in the swimming pool. I splashed Grandma and floated on my back. Soon I was getting tired.

At the end of the day Grandma and I got back in the car and drove home. When we got home I was so tired I decided to take a nap. Grandma and I had the best day!



2nd Grade Summer Packet

Directions: Answer the questions in complete sentences.

1. Where did the author go during the summer?

2. What was the first thing Janet did when she arrived at Grandma's house?

3. Why did Granma give Janet cookies and milk?

4. When Janet got to the water park, what was the first thing she did?

5. Why did the author write this text?





6. Who are the main characters?

7. How does the story end?


8. Write a new ending for the story. Where does Janet go next? Write about her next adventure.

2nd Grade Summer Packet


Directions: Draw a line from the noun in the boat to the correct lighthouse determining if the word is a person, place, or thing.



people



places



things

2nd Grade Summer Packet

Directions: Fill in the sentence using an action verb from the box below.

We _____ to the beach.

I _____ a big sandwich.


My sister and I _____ in the sand.

We _____ seashells.

I _____ in the water.

After lunch, we _____ in the water.

played ate splashed
walked swam
collected



2nd Grade Summer Packet

Directions: Fill in the sentence using an adjective from the box below.

I have a _____ swimsuit.


We ate _____ watermelon at lunch.

Aubrey picked up _____ shells.

I found a _____ shell.

The _____ shaped shell was pretty.

The _____ clouds were neat.



fluffy pretty pink
three juicy
heart

2nd Grade Summer Packet

Directions: Draw a line to match the synonyms.

near

chilly

hot

buddy

prepare

silly

friend

crazy

close


cool

boiling

plan

2nd Grade Summer Packet

Directions: Look at each picture. Read the long vowel word and fill in the missing letters to write the word on the line.




s




corn




r



c



b




p

2nd Grade Summer Packet

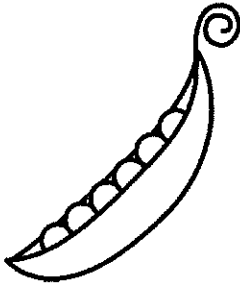
Directions: Look at each picture. Read the long vowel word and fill in the missing letters to write the word on the line.




tr




sh




p



s



k




j

2nd Grade Summer Packet


Directions: Look at each picture. Read the long vowel word and fill in the missing letters to write the word on the line.



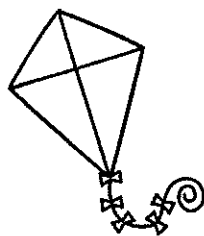
p




l




t



k



land



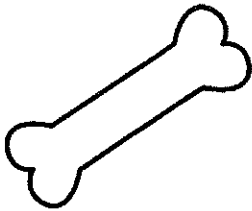
b

2nd Grade Summer Packet

Directions: Look at each picture. Read the long vowel word and fill in the missing letters to write the word on the line.




c



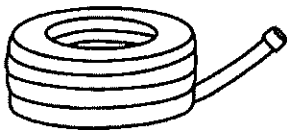
b



r



r




h



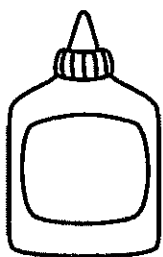
s

2nd Grade Summer Packet

Directions: Look at each picture. Read the long vowel word and fill in the missing letters to write the word on the line.




j



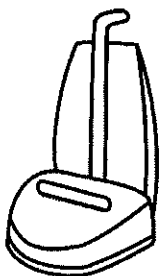
gl



m



tr



v



t