
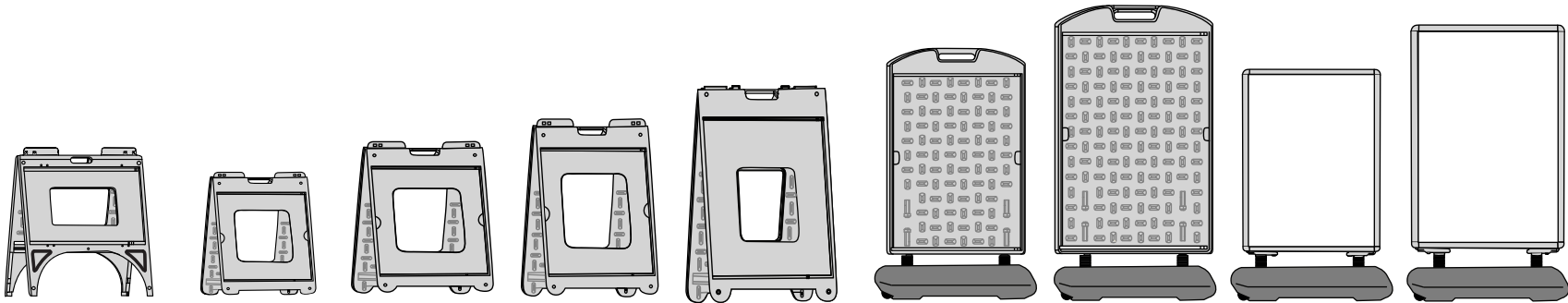


SIGN FRAMES

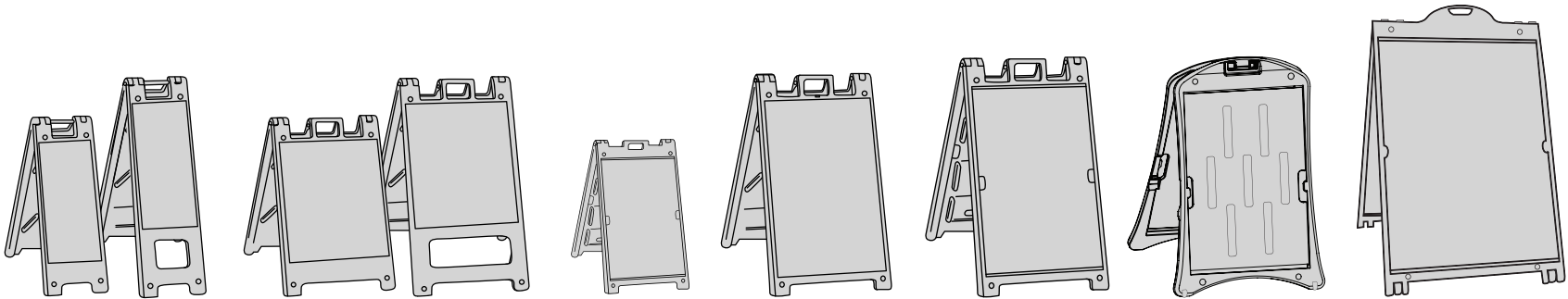
for ADVERTISING & PROMOTION

PLASTICADE®



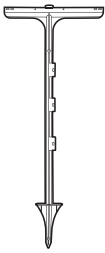
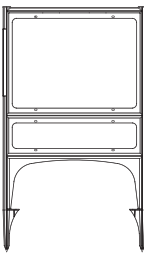

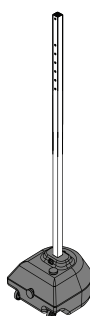
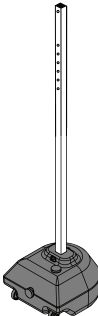


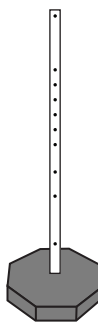
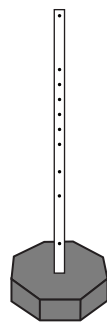




























Quik Sign®	SimpoSquare™20	SimpoSquare™24	SimpoSign®II	Econo Classic	Wind Sign II	Wind Sign Deluxe	Wind Sign II	Wind Sign Deluxe
24" x 18" w/rider 22" x 6" or larger	20" x 20" w/rider 22" x 6" or larger	24" x 24" w/rider 26" x 6" or larger	22" x 28" w/rider 24" x 6" or larger	24" x 36"	24" x 36"	28" x 44"	24" x 36"	28" x 44"
Quick-Change™ Frames					Snap Frames			
Colors:	Colors:	Colors:	Colors:	Colors:	Colors:	Colors:	Colors:	Colors:



Minicade®	Narrowcade®	Squarecade™36	Squarecade™45	Signicade®MDX	Signicade®	Signicade®Deluxe	Signicade®NXT	The Billboard™
12" x 24"	12" x 24"	24" x 24"	24" x 24"	18" x 24"	24" x 36"	24" x 36"	24" x 36"	36" x 48" w/rider 38.5" x 10" or larger & Side Signs
Colors:		Colors:		Colors:	Colors:	Colors:	Colors:	Colors:

Real Estate & Parking Lot Sign Holders

								
T-cade™	Realicade®	Gemstone™ Valet & Parking Lot Signs	Rock-It™ 18	Rock-It™ 24	Roll-A-Post™ 18	Roll-A-Post™ 24	30 lb. Rubber Base & Post	60 lb. Rubber Base & Post
Various	24" x 18" w/rider 24" x 6"	8" x 36"	base: 18"x 19.5"x 12.8" post: 60" & 72"	base: 24"x 25.5"x 12.8" post: 60"H or 72"H	base: 18"x 12" post: 60" & 72"	base: 24"x 16.5" post: 60" & 72"	base: 18.5"x 18.5" post: 60" & 72"	base: 18.5"x 18.5" post: 60" & 72"
Colors: 	Colors:  	Colors:   	Post Colors:   Base Colors: 	Post Colors:   Base Colors: 	Post Colors:   Base Colors:   	Post Colors:   Base Colors: 	Post Colors:   Base Colors: 	Post Colors:   Base Colors: 



Unique Quick-Change™ Feature

Slides in easily...



...and stays securely in place.



This icon will appear with the Plasticade signs that have the Quick-Change™ feature.
US Patent # 7,337,569

No clips, bolts, latches or added parts. Can use all rigid sign blanks up to 3/16" thick, including Coroplast™ and aluminum.

Signicade® NXT

The Next Generation of the Signicade



- Display two signs per unit.
- Wheels for easy relocation
 - wheels engage when sign is tilted
- Rounded profile.
 - curved top and sides elevate your message
- Quick-Change™ feature
 - slide in a sign in seconds
 - use rigid sign material 3/16" thick or less
- Concealed hinge doubles as a handle.
- Built-in tether keeps sign faces at perfect angle.
 - braided galvanized steel, automatically engages
- Stay Tabs™ ensure signs stay securely in place.
- Can internally weight with dry sand.
 - hidden sand fill ports on back side of frame



Sign	Signicade® NXT
Dimensions	30.5"W x 45"H
Blank Size	24" x 36"
Colors	White, Black
Weight	17 lbs.

All Made in the U.S.A.

Signicade® Deluxe



- Display two signs per unit.
- Quick-Change™ feature,
 - slide in a sign in seconds.
 - use rigid material 3/16" thick or less
- Stay Tabs™ ensure signs stay securely in place.
- No maintenance - all plastic, use indoors and out.
- No tape Velcro®, or screws needed eliminates fastener damage to signs.
- Can internally weight with sand.
- Hinges lock in open position.
 - prevents over-extended sign faces



Sign	Signicade® Deluxe
Dimensions	27"W x 46.125"H
Blank Size	24" x 36"
Colors	White, Black
Weight	20 lbs.

Signicade®


4



- All plastic sign stand
 - display two signs per unit.
- Recessed sign area helps to protect sign faces and can receive vinyl sheeting (with surface preparations), metal, or plastic sign blanks.
- Can internally weight with dry sand.
- Molded-in handle for easy portability.
- Stacking lugs facilitate handling by keeping stacked units from sliding.



Sign	Signicade®
Dimensions	25"W x 45"H
Blank Size	24" x 36"
Colors	White, Black, Yellow, Orange, Red, Green, Blue
Weight	18 lbs.



Plastic or Rubber Base Curbside - Portable Sign Stands

- Durable, thick walled plastic bases - won't chip, crack, or crumble
- Rock it back and roll, pre-installed wheels - easy to move when weighted
- Withstands strong winds without tipping over when filled with sand
- Conveniently placed large fill hole and drain hole

- Durable, thick walled plastic bases - no rust, dents, or cracking
- Wheels for easy relocation - sturdy plastic wheels come pre-installed
- Withstands strong winds without tipping over when filled with sand
- Lightweight plastic reduces shipping costs

- Durable recycled rubber bases - can be stacked to increase weight - resistant to weather, oil, salt, moisture, and UV light - will not warp, chip, or crack
- Optional wheels - make moving signs easy - heavy duty, non-scratch plastic wheels
- Withstands strong winds without tipping over



- Square plastic Power Post™
 - 60"H & 72"H, white & black
 - lightweight and impact resistant, 1.75" W
 - no sign twisting which can occur with round poles
 - will never rust or need painting
 - predrilled holes for multiple sign sizes
 - post cap and mounting hardware included



**Rubber Base
Optional Wheels**
comes with two double wheel
assemblies installed

All Made in the U.S.A.

Sign	Rock-It™ 18	Rock-It™ 24	Roll-A-Post™ 18 Plastic Base	Roll-A-Post™ 24 Plastic Base	Roll-A-Post™ 30 lb. Rubber Base	Roll-A-Post™ 60 lb. Rubber Base	Roll-A-Post™ 90 lb. Rubber Base
Dimensions	18"Wx12.8"Hx19.5"L	24"Wx12.8"Hx25.5"L	18"Wx12"H	24"Wx16.5"H	18.5"x 18.5"x 2.8"H	18.5"x 18.5"x 5"H	18.5"x 18.5"x 7.5"H
Sign Size	various	various	various	various	various	various	various
Base Colors	Black	Black	Black, Yellow, Red, Blue	Black, Yellow	Black	Black	Black
Post Color	White & Black	White & Black	White & Black	White & Black	White & Black	White & Black	White & Black
Weight	5.5 lbs.	11 lbs.	7 lbs.	10 lbs.	30 lbs.	60 lbs.	90 lbs.

Gemstone™ Valet & Parking Lot Signs

The Billboard™

6



- Available with and without reflective signs pre-applied
 - double sided
 - engineer grade reflective signs
 - recessed sign surface, reduces damage to signs
- Oversized handle with comfort grip
 - easily pick up sign with base attached
- Designed to withstand repeated impacts from vehicles
 - Gemstone™ sidewall provides strength & durability
- Recycled rubber base slides down over sign panel
- Stackable with or without rubber base
- Made in the U.S.A.

Space Saving Design

Sign	Gemstone™
Dimensions	14.75" W x 44.5" H
Sign Size	8" x 36"
Colors	Black, White, & Orange
Base Weights	9 & 20 lbs.




9 lb. base
14.5" x 17.5"



Carry Handles

20 lb. base
20" x 20"



Signicade®
6 square feet/side
Main Sign Message Area

The Billboard™
12 square feet/side
Main Sign Message Area



HOLDS
36" x 48"
SIGNS

- Twice as big as a Signicade®
 - perfect for eye-catching outdoor advertising
- Six signs per frame.
 - two 36" x 48" signs
 - two side signs
 - two sided top rider
- Wheels for easy movement indoors and out.
 - no installation necessary
- Quick-Change™ feature, slide in a sign in seconds.
 - use rigid sign material 3/16" thick or less
- Durable and sturdy.
- Stay Tabs™ ensure signs stay securely in place.
- Can internally weight with dry sand.
- Made in the U.S.A.



MESSAGING



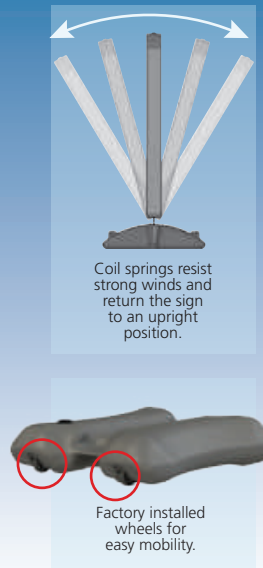
Wheels

Sign	The Billboard™
Dimensions	38.8" W x 57.9" H
Blank Size	36" x 48"
Colors	White, Black
Weight	45 lbs.

Wind Signs with Snap Frame

Wind Signs with Quick-Change™ Frame

7



- Display two signs per unit.
- Springs connect the frame to the base allowing sign to resist strong winds and return to an upright position.
- Sand fillable plastic base with factory installed wheels.
- Perfect for paper or thin gauge signs.
- Satin aluminum frame, clear PVC protective sign cover.
- Tool free assembly.
- Available in two sizes.



Snap open, place graphic, snap close!



Clear cover is provided to keep poster clean. When used outdoors, weatherproof sign material should be used.

- Display two signs per unit.
- Quick-Change™ feature, slide in a sign
- Springs connect the frame to the base allowing sign to resist strong winds and return to an upright position.
- Sand fillable plastic base with factory installed wheels.
- Accepts rigid sign material less than 3/16" thick.
- Stay Tabs™ ensure signs stay securely in place.
- Tool free assembly.
- Available in two sizes.
- Made in the U.S.A.

Sign	Wind Sign II w/ Snap Frame	Wind Sign II w/ Quick-Change™	Wind Sign Deluxe w/ Snap Frame	Wind Sign Deluxe w/ Quick-Change™
Dimensions (Frame Only)	26"W x 38"H	26"W x 42.9"H	30"W x 46"H	30"W x 51"H
Dimensions (Base Only)	29.5"W x 6.25"H x 24"D	29.5"W x 6.25"H x 24"D	29.5"W x 6.25"H x 24"D	29.5"W x 6.25"H x 24"D
Dimensions Assembled	29.5"W x 40.5"H	29.5"W x 50.5"H	30"W x 54.5"H	30"W x 58.5"H
Blank Size	24" x 36"	24" x 36"	28" x 44"	28" x 44"
Colors	Satin Silver Frame/Gray Base	Gray	Satin Silver Frame/Gray Base	Gray
Total Weight Assembled	30 lbs.	26 lbs.	34 lbs.	31 lbs.
Weight (Base Only)	10 lbs.	10 lbs.	10 lbs.	10 lbs.
Sign Substrate Weight	Max. of 5 lbs./side	Max. of 5 lbs./side	Max. of 5 lbs./side	Max. of 5 lbs./side



HOLDS
22" x 28"
SIGNS
plus rider

- Quick-Change™ feature, slide in a sign.
- use rigid sign material 3/16" thick or less
- Stay Tabs™ ensure sign stays securely in place.
- Grabber hinges hold a sign rider.
- keep frame from opening too far
- Textured feet help to secure frame on smooth surfaces and dig into soft ground or gravel.
- Internally ballast with up to 6 lbs. of dry sand.
- All plastic - no rust, splinter, discoloration or maintenance.
- Stabilizing Brace prevents the accidental or intentional spreading or closing of the sign faces.
- Made in the U.S.A.



HOLDS
20" x 20"
SIGNS
plus rider

HOLDS
24" x 24"
SIGNS
plus rider

- Quick-Change™ feature, slide in a sign.
- use rigid sign material 3/16" thick or less
- Blanks quickly slide in and out and stay securely in place - no clips, bolts or added parts.
- Grabber hinges hold a sign rider.
- keep frame from opening too far
- Stay Tabs™ ensure sign stays securely in place.
- Textured feet help to secure frame on smooth surfaces and dig into soft ground or gravel.
- Internally ballast with up to 6 lbs. of dry sand.
- Made in the U.S.A.



Sign	Simpo® Square 20	Simpo® Square 24
Dimensions	22"W x 26.4"H	26"W x 32.3"H
Blank Size	20" x 20"	24" x 24"
Colors	White, Black	White, Black
Weight	5.5 lbs.	7 lbs.



HOLDS
24" x 18"
SIGNS
plus rider

- Quick-Change™ feature, slide in a sign.
- use rigid sign material 3/16" thick or less
- Blanks quickly slide in and out and stay securely in place - no clips, bolts or added parts.
- Molded-in stacking lugs nest into each other when units are stacked which prevents sliding.
- All plastic - no rust.
- Stabilizing Brace prevents the accidental or intentional spreading or closing of the sign faces.
- Made in the U.S.A.



Sign	Quik Sign®
Dimensions	26"W x 30.5"H
Blank Size	24" x 18"
Colors	White, Black
Weight	7.5 lbs.

Signicade MDX



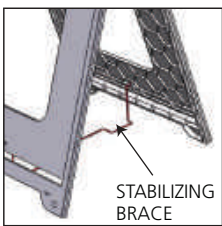
- Medium sized version of Signicade Deluxe
- Narrow footprint.
- Easy to move.
- Display two signs per unit.
- Quick-Change™ feature, slide in a sign.
 - use rigid material 3/16" thick or less
- No tape Velcro®, or screws needed.
 - eliminates fastener damage to signs.
- Stay Tabs™ ensure signs stay securely in place.
- Can internally weight with sand.
- Made in the U.S.A.

Sign	Signicade® MDX
Dimensions	20"W x 31.5"H
Blank Size	18" x 24"
Colors	White, Black
Weight	8 lbs.

Econo Classic



- All plastic sign stand
 - display two signs per unit.
- Quick-Change™ feature, slide in a sign.
 - use rigid sign material 3/16" thick or less
- Easy to carry indoors and out due to molded handle and weight of 11.5 lbs.
- Stabilizing brace prevents the accidental or intentional spreading or closing of the sign faces. The brace rests on the ground when in use and can hold a sandbag or other weight to secure the sign stand.
- Made in the U.S.A.



Sign	Econo Classic
Dimensions	26.5"W x 42.75"H
Blank Size	24" x 36"
Colors	White
Weight	11.5 lbs.

Squarecade™ 45 & 36



HOLDS
24" x 24"
SIGNS

- All plastic signs, great for advertising wherever a smaller sign is needed.
- Recessed sign area helps to protect sign faces and can receive vinyl sheeting (with surface preparations), metal, or plastic sign blanks.
- Hinge locks and keeps the sign stand open.
- Can internally weight with dry sand.
- Made in the U.S.A.



Sign	Squarecade™45	Squarecade™36
Dimensions	25"W x 45"H	25"W x 36"H
Blank Size	24" x 24"	24" x 24"
Colors	White, Yellow, Orange	White, Yellow, Orange
Weight	18 lbs.	17 lbs.

Narrowcade® & Minicade®

10



HOLDS
12" x 24"
SIGNS

- Small and light, these sign stands are great for school crossings, directional signs, or any narrow advertising space.
- Receives vinyl sheeting (with surface preparation), metal, or plastic sign blanks.
- Hinge locks and keeps the sign stand open.
- Can internally weight with dry sand.
- Made in the U.S.A.

**PERFECT FOR
SMALL SPACES**



Sign	Narrowcade®	Minicade®
Dimensions	13"W x 45"H	13"W x 36"H
Blank Size	12" x 24"	12" x 24"
Colors	White, Yellow, Orange	White, Yellow, Orange
Weight	11 lbs.	10 lbs.



All-Plastic Yard Signs

MULTIPLE
MOUNTING
HOLES FOR
VARIOUS
SIZE SIGNS

- All plastic.
 - strong, durable, and lightweight
- No rust, no splinters, no fading, no painting.
- Easy install, transport, and carry.
 - won't catch on or tear car interior
- Print on both sides of signs.
- Slide in a sign panel, tabs hold it in place.
 - recommend using X-mas Tree Fasteners or nuts and bolts to secure sign
- Multiple mounting holes.
 - for affixing standard sign panels
- Use with a rigid sign 3/16" thick or less.
 - accepts aluminum, pvc, steel, and corrugated plastic sign panels
- Made in the U.S.A.

REALICADES



T-CADE



Sign	T-cade™	Realicade®
Dimensions	42.5"H x 17.25"W	45.75"H x 26.75"W
Blank Size	Various	18" x 24"
Colors	Black	White, Black
Weight	1.8 lbs.	3.8 lbs.

Message Boards



Message Boards	
Size	22"W x 28"H
Color	White
Uses	Simplo Sign II
Size	24"W x 36"H
Color	White
Uses	Signicade, Signicade Deluxe, Signicade NXT, Econo Classic, Wind Sign II with Quick-Change™

- Coroplast™ Message Board comes with tracks permanently attached and an indexed storage box for letter storage. 2 boards per kit.

- Letter set contains over 300 letters and numbers plus "SALE" and "SPECIAL" headers and more.

Marker Boards



Marker Boards	
Size	22"W x 28"H
Color	White, Black
Uses	Simplo Sign II
Size	24"W x 36"H
Color	White, Black
Uses	Signicade, Signicade Deluxe, Signicade NXT, Econo Classic Wind Sign II with Quick-Change™



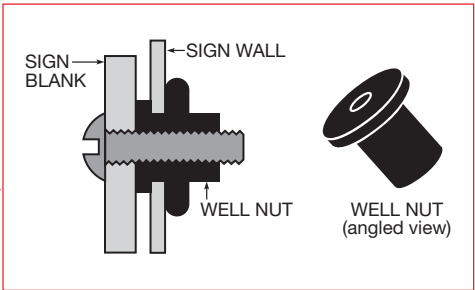

- Marker Board kits include 2 sheets of Coroplast™ and 1 set of 5 neon wet erase markers.

- Markers will not rub off or wash off in the rain (remove with any glass cleaner with ammonia.)

Accessories

WELL NUTS

The use of well nuts on the sign stands makes changing signs easier by providing permanent mounting holes. Use on: Signicade, Squarecades, Narrowcade, and Minicade. (Available in packs of 20 or 100)



PLASTICADE

Distributed By:



For more information, please contact your
local Lindenmeyr Munroe sales representative
or email **wideformat@lindenmeyr.com**

LindenmeyrMunroe.com