PREMIER ENERGY GROUP, LLC — Explore your options. Act with confidence.

Manufacturing Alliance of the Greater Philadelphia Region

Energy Market Update

April 14, 2022

Premier Energy Group, LLC / 1275 Bound Brook Rd, Suite 6, Middlesex, NJ 08846 / Phone: 732-302-0601

Natural Gas Futures Prices ($/dth) NYMEX Settle on April 13, 2022

	2020	2021	2022	2023	2024
Jan	*$ 2.158*	*$ 2.467*	*$ 4.024*	$ 7.516	$ 5.135
Feb	*$ 1.877*	*$ 2.760*	*$ 6.265*	$ 7.307	$ 4.980
Mar	*$ 1.821*	*$ 2.854*	*$ 4.568*	$ 6.511	$ 4.625
Apr	*$ 1.634*	*$ 2.586*	*$ 5.336*	$ 4.755	$ 3.928
May	*$ 1.794*	*$ 2.925*	$ 6.997	$ 4.585	$ 3.861
Jun	*$ 1.722*	*$ 2.984*	$ 7.096	$ 4.617	$ 3.920
Jul	*$ 1.495*	*$ 3.617*	$ 7.173	$ 4.656	$ 3.980
Aug	*$ 1.854*	*$ 4.044*	$ 7.174	$ 4.665	$ 4.002
Sep	*$ 2.579*	*$ 4.370*	$ 7.151	$ 4.650	$ 3.990
Oct	*$ 2.101*	*$ 5.841*	$ 7.163	$ 4.683	$ 4.042
Nov	*$ 2.996*	*$ 6.202*	$ 7.238	$ 4.787	$ 4.220
Dec	*$ 2.896*	*$ 5.068*	$ 7.414	$ 4.994	$ 4.540
Avg.	$ 2.077	$ 3.810	$ 6.467	$ 5.311	$ 4.269

Note: Prices in red italics are historical - NYMEX contract expired.

Natural Gas NYMEX Strip Prices ($/dth)

12-month strip	$6.958
18-month strip	$6.186
24-month strip	$5.825

Natural Gas Storage (bcf) week ending 4/8/2022

This week	15 bcf	1,397 bcf
Last week	-33 bcf	1,382 bcf
This week last year	55 bcf	1,836 bcf
5-Year Average	33 bcf	1,700 bcf

Note: Negative number denotes withdrawal

Gas Daily Midpoint - Cash Prices ($/dth) - flow date 4/14/2022

Henry Hub	$ 6.700
Transco Zone 6 - NY	$ 6.205
Transco Zone 6 - non NY	$ 6.115
Transco Zone 6 - non NY North	$ 6.115
Tetco Zone M3	$ 6.155

Fuel Prices - prompt month NYMEX

Natural Gas	$ 6.997	/dth	$ 7.00	/mmbtu
Crude Oil	$ 104.25	/barrel	$ 17.86	/mmbtu
#2 Heating Oil	$ 3.718	/gallon	$ 26.75	/mmbtu
Crude Oil - Natural Gas Spread:			$ 10.86	

Heating/Cooling Degree Days

DEGREE DAYS - Newark, NJ	H.D.D.s
2021-2022 (Oct-May) Season to Date	3,945
2020-2021 (Oct-May) Season to Date	3,927
NORMAL (30-year avg) - Season to Date	4,475

Market Outlook

The 12- and 24-month strip prices spiked this week, settling at $6.985/Dth (up 15.41%) and $5.825/Dth (up 12.39%) respectively from last week.

US Northeast natural gas spot prices also continue to rise. Below average storage levels, rising demand, and cooler temperatures are mostly to blame.

Oil rose above $104 as traders declare a global supply deficit even though the International Energy Agency has lowered its global demand growth estimates because of China's renewed lock downs.

The EIA reported a storage injection of 15 Bcf, which is slightly higher than expectations of 10 Bcf Inventory is now 439 Bcf below last year and 303 Bcf below the 5-year avg.

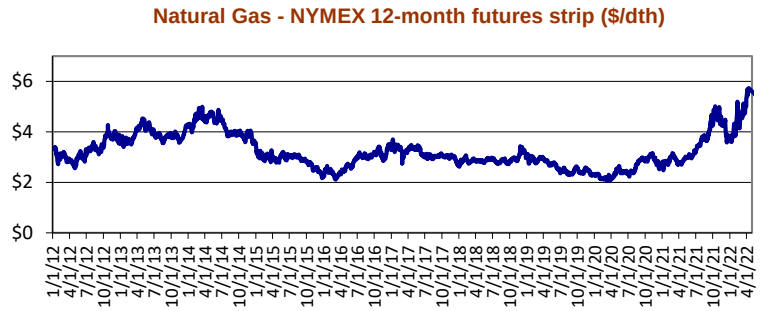

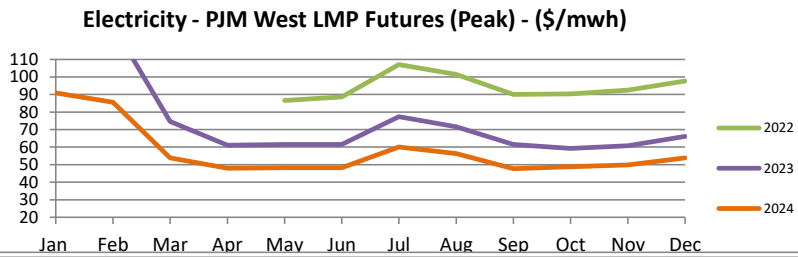

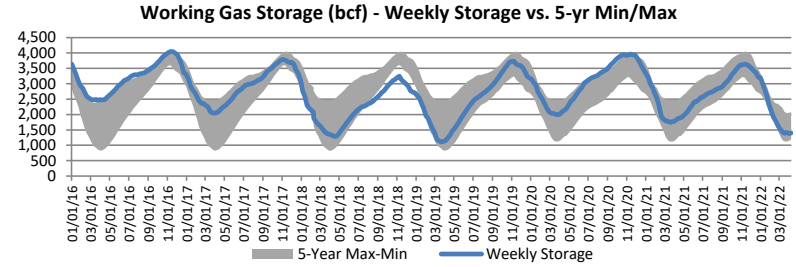

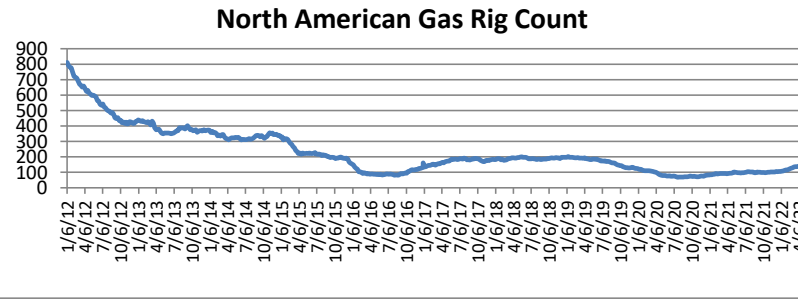

This information is provided for informational purposes only. Premier Energy Group, LLC makes no representation or warranty regarding the accuracy or completeness of any data provided herein. Any recommendations or opinions provided by Premier Energy Group, LLC are not to be considered guarantees, at this time or in the future. This document may not be reproduced, retransmitted or redistributed without the prior written consent of Premier Energy Group, LLC.