Energy Market Update

March 24, 2022

Premier Energy Group, LLC / 1275 Bound Brook Rd, Suite 6, Middlesex, NJ 08846 / Phone: 732-302-0601

Natural Gas Futures Prices ($/dth) NYMEX Settle on March 23, 2022

	2020	2021	2022	2023	2024
Jan	*$ 2.158*	*$ 2.467*	*$ 4.024*	$ 5.653	$ 4.281
Feb	*$ 1.877*	*$ 2.760*	*$ 6.265*	$ 5.474	$ 4.134
Mar	*$ 1.821*	*$ 2.854*	*$ 4.568*	$ 4.925	$ 3.846
Apr	*$ 1.634*	*$ 2.586*	$ 5.232	$ 3.817	$ 3.267
May	*$ 1.794*	*$ 2.925*	$ 5.274	$ 3.717	$ 3.220
Jun	*$ 1.722*	*$ 2.984*	$ 5.316	$ 3.753	$ 3.268
Jul	*$ 1.495*	*$ 3.617*	$ 5.366	$ 3.797	$ 3.328
Aug	*$ 1.854*	*$ 4.044*	$ 5.371	$ 3.809	$ 3.347
Sep	*$ 2.579*	*$ 4.370*	$ 5.350	$ 3.796	$ 3.340
Oct	*$ 2.101*	*$ 5.841*	$ 5.362	$ 3.828	$ 3.388
Nov	*$ 2.996*	*$ 6.202*	$ 5.423	$ 3.938	$ 3.553
Dec	*$ 2.896*	*$ 5.068*	$ 5.562	$ 4.146	$ 3.833
Avg.	$ 2.077	$ 3.810	$ 5.259	$ 4.221	$ 3.567

Note: Prices in red italics are historical - NYMEX contract expired.

Natural Gas NYMEX Strip Prices ($/dth)

12-month strip	$5.359
18-month strip	$4.833
24-month strip	$4.632

Natural Gas Storage (bcf) week ending 3/18/22

This week	-51 bcf	1,389 bcf
Last week	-79 bcf	1,440 bcf
This week last year	-29 bcf	1,755 bcf
5-Year Average	-62 bcf	1,682 bcf

Note: Negative number denotes withdrawal

Gas Daily Midpoint - Cash Prices ($/dth) - flow date 3/24/2022

Henry Hub	$ 5.260
Transco Zone 6 - NY	$ 4.420
Transco Zone 6 - non NY	$ 4.425
Transco Zone 6 - non NY North	$ 4.425
Tetco Zone M3	$ 4.485

Fuel Prices - prompt month NYMEX

Natural Gas	$ 5.232	/dth	$ 5.23	/mmbtu
Crude Oil	$ 114.93	/barrel	$ 19.69	/mmbtu
#2 Heating Oil	$ 4.115	/gallon	$ 29.60	/mmbtu
Crude Oil - Natural Gas Spread:			$ 14.45	

Heating/Cooling Degree Days

DEGREE DAYS - Newark, NJ	H.D.D.s
2021-2022 (Oct-May) Season to Date	3,587
2020-2021 (Oct-May) Season to Date	3,705
NORMAL (30-year avg) - Season to Date	4,138

Market Outlook

The 12- and 24-month strip prices jumped from last week, settling at $5.359/Dth (up 9.50%) and $4.632/Dth (up 7.40%) respectively.

NYMEX natural gas futures prices surged over the last few days, lifting the balance-2022 curve over $5/MMBtu. The rise reflects growing concern over a prolonged reduction in US production, low storage levels, and the potential for record demand this summer.

US Oil sanctions have accounted for about 3 million barrels per day (b/d) as of today and is expected to settle around a 1 million b/d loss of Russian supply in perpetuity. This reduction could drive prices to a high of $130/barrel.

The EIA reported a withdrawal of 51 Bcf this week, less than expectations of a 62 Bcf withdrawal. Inventory is now 366 Bcf below last year and 293 Bcf below the 5-year avg.

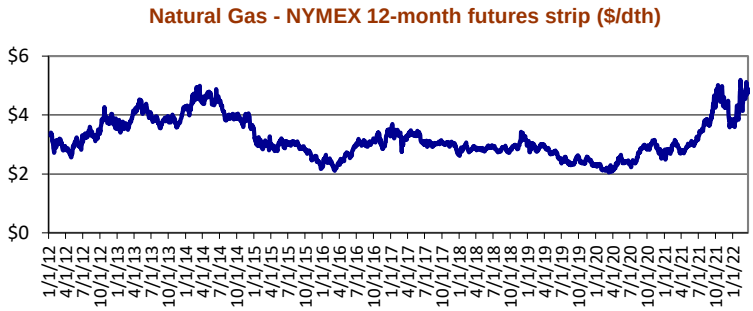

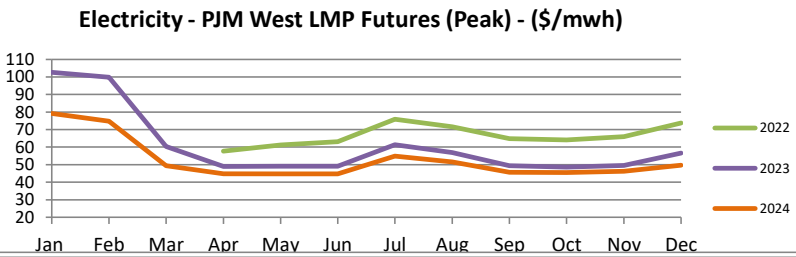

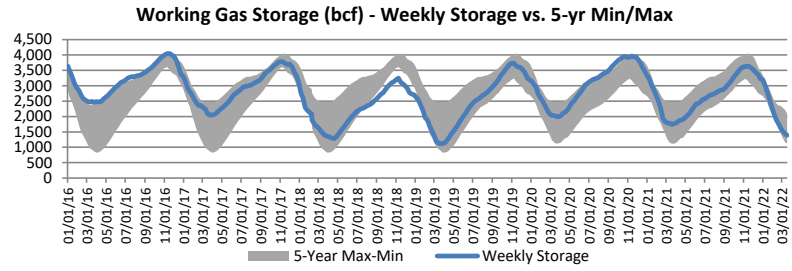

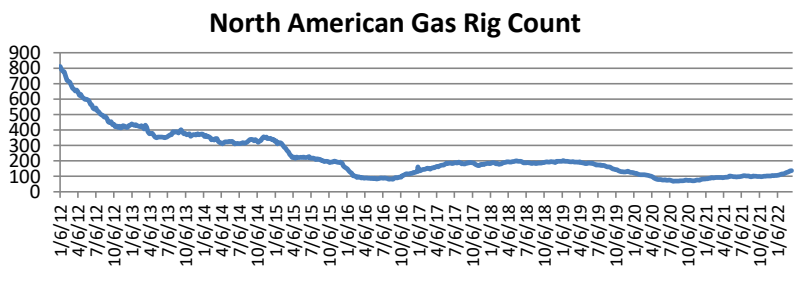

This information is provided for informational purposes only. Premier Energy Group, LLC makes no representation or warranty regarding the accuracy or completeness of any data provided herein. Any recommendations or opinions provided by Premier Energy Group, LLC are not to be considered guarantees, at this time or in the future. This document may not be reproduced, retransmitted or redistributed without the prior written consent of Premier Energy Group, LLC.