PREMIER ENERGY GROUP, LLC | Explore your options. Act with confidence.

Manufacturing Alliance OF THE GREATER PHILADELPHIA REGION

Energy Market Update

May 26, 2022

Premier Energy Group, LLC / 1275 Bound Brook Rd, Suite 6, Middlesex, NJ 08846 / Phone: 732-302-0601

Natural Gas Futures Prices ($/dth) NYMEX Settle on May 25, 2022

	2020	2021	2022	2023	2024
Jan	*$ 2.158*	*$ 2.467*	*$ 4.024*	$ 9.125	$ 5.615
Feb	*$ 1.877*	*$ 2.760*	*$ 6.265*	$ 8.773	$ 5.415
Mar	*$ 1.821*	*$ 2.854*	*$ 4.568*	$ 7.257	$ 4.975
Apr	*$ 1.634*	*$ 2.586*	*$ 5.336*	$ 5.178	$ 4.158
May	*$ 1.794*	*$ 2.925*	*$ 7.267*	$ 4.969	$ 4.086
Jun	*$ 1.722*	*$ 2.984*	$ 8.971	$ 5.022	$ 4.143
Jul	*$ 1.495*	*$ 3.617*	$ 8.993	$ 5.062	$ 4.203
Aug	*$ 1.854*	*$ 4.044*	$ 8.972	$ 5.044	$ 4.215
Sep	*$ 2.579*	*$ 4.370*	$ 8.929	$ 5.011	$ 4.196
Oct	*$ 2.101*	*$ 5.841*	$ 8.898	$ 5.062	$ 4.251
Nov	*$ 2.996*	*$ 6.202*	$ 8.936	$ 5.207	$ 4.428
Dec	*$ 2.896*	*$ 5.068*	$ 9.032	$ 5.475	$ 4.783
Avg.	$ 2.077	$ 3.810	$ 7.516	$ 5.932	$ 4.539

Note : Prices in red italics are historical - NYMEX contract expired.

Natural Gas NYMEX Strip Prices ($/dth)

12-month strip	$8.169
18-month strip	$7.136
24-month strip	$6.590

Natural Gas Storage (bcf) week ending 5/20/2022

This week	80	bcf	1,812	bcf
Last week	89	bcf	1,732	bcf
This week last year	109	bcf	2,199	bcf
5-Year Average	97	bcf	2,139	bcf

Note : Negative number denotes withdrawal

Gas Daily Midpoint - Cash Prices ($/dth) - flow date 5/26/2022

Henry Hub	$ 9.295
Transco Zone 6 - NY	$ 8.225
Transco Zone 6 - non NY	$ 8.205
Transco Zone 6 - non NY North	$ 8.205
Tetco Zone M3	$ 8.195

Fuel Prices - prompt month NYMEX

Natural Gas	$ 8.971	/dth	$ 8.97	/mmbtu
Crude Oil	$ 110.33	/barrel	$ 18.90	/mmbtu
#2 Heating Oil	$ 3.866	/gallon	$ 27.82	/mmbtu
Crude Oil - Natural Gas Spread:			$ 9.93	

Heating/Cooling Degree Days

DEGREE DAYS - Newark, NJ	C.D.D.s
2022 (May-Oct) Season to Date	66
2021 (May-Oct) Season to Date	60
NORMAL (30-year avg) - Season to Date	-

Market Outlook

The 12- and -24 month Natural Gas strip prices continue to rise from last week, settling at $8.169/Dth (up 5.71%) and $6.590/Dth (up 4.77%) respectively.

The EIA reported a storage injection of 80 Bcf, slighlty lower than expectations of 87 bcf. Inventory is now 387 Bcf below last year and 327 Bcf below the 5-yr avg.

Have you looked at SOLAR lately? With high energy prices, the economics of solar is looking better than ever. Many purchasing options are available - purchase the system and have free electricity or pay nothing up-front and agree to purchase power at well-below current market rates for up to 25 years. Some solar developers will even replace your roof and roll the cost into the price of the electricity. Solar can also help you meet your company's green initiatives. To learn more, please call your Premier Energy representative.

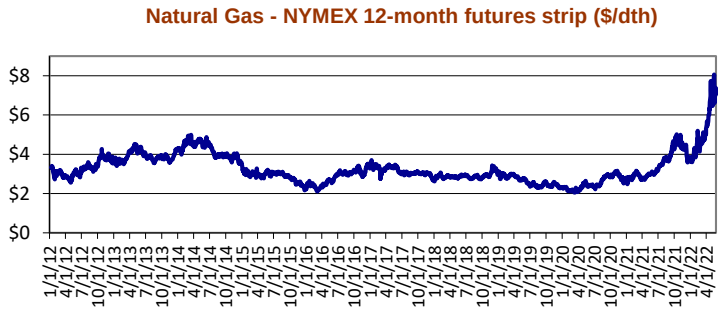

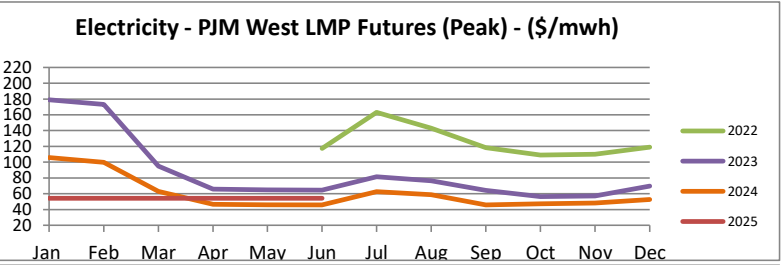

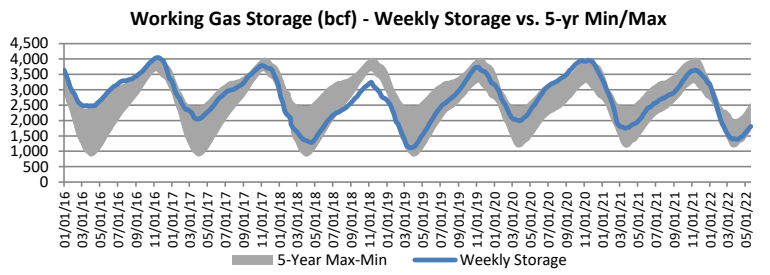

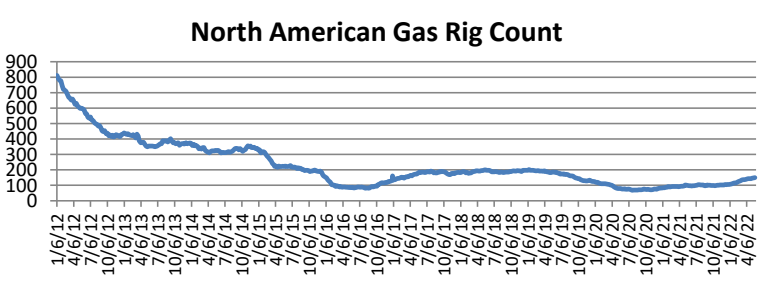

This information is provided for informational purposes only. Premier Energy Group, LLC makes no representation or warranty regarding the accuracy or completeness of any data provided herein. Any recommendations or opinions provided by Premier Energy Group, LLC are not to be considered guarantees, at this time or in the future. This document may not be reproduced, retransmitted or redistributed without the prior written consent of Premier Energy Group, LLC.