

CALIFORNIA DASHBOARD REPORT

2019

CALIFORNIA SCHOOL DASHBOARD



Dashboard report began in 2017



Provides parents and educators with information on school and district progress



Colors designate whether a school or district has made progress in each identified area, and not necessarily the level of performance



The percentages of increase/decrease must be reviewed carefully when reported for subgroups with few students

RUSD ENGLISH LANGUAGE ARTS & MATH

English Language Arts

All Students

State



Blue

74.1 points above standard

Increased 12.4 Points ⬆

Mathematics

All Students

State

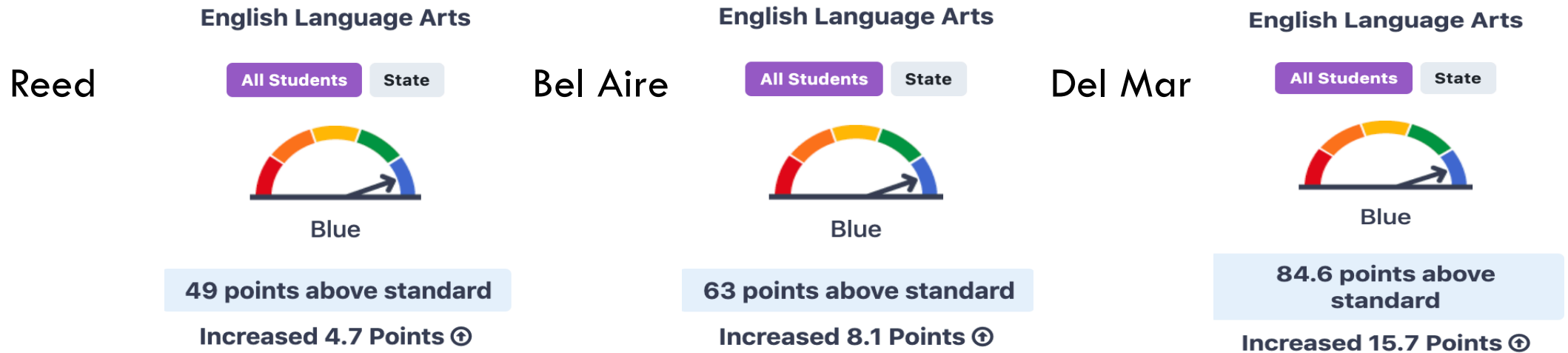


Blue

61.9 points above standard

Increased 4.5 Points ⬆

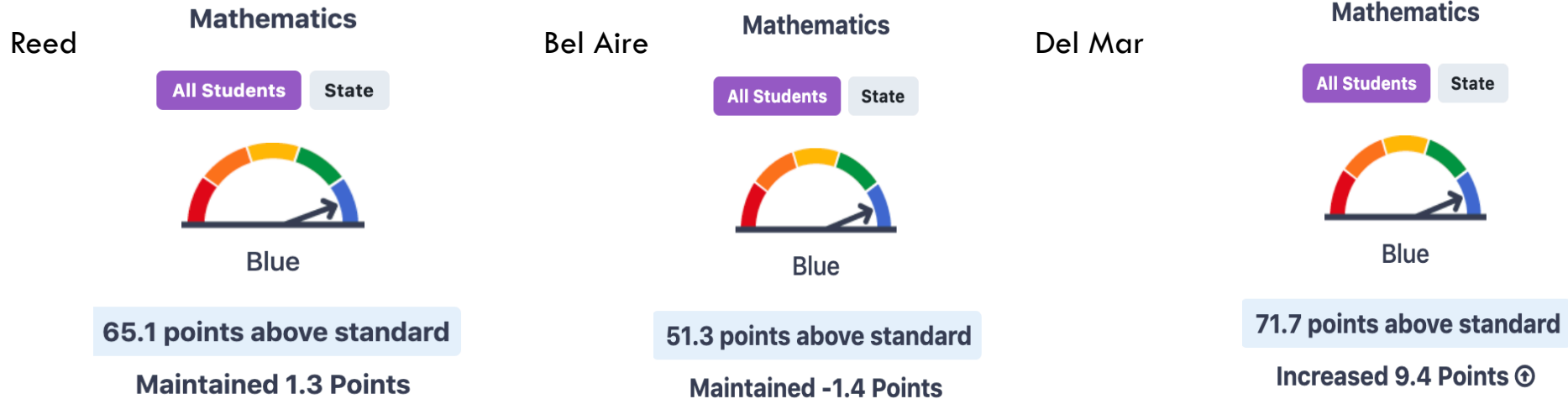
ENGLISH LANGUAGE ARTS



Del Mar: SWD 3 points below standard, (+17.1 points) Green
Asian 99.8 points above standard (+24.3 points) Blue
White 86.4 points above standard (+16.3 points) Blue

Bel Aire: SWD 6.6 points below standard (+18 points) Yellow
White 61.6 points above standard (+7.9 points) Blue

MATHEMATICS



Del Mar: SWD 9.1 points below standard (+23.1 points) Green
White 86.4 points above standard (+16.3 points) Blue
Asian 99.8 points above standard (+24.3 points) Blue

Bel Aire: SWD 16.4 points below standard (0.1 points) Yellow
White 51.9 points above standard (-1.5 points) Blue

District-wide: Hispanic 25.5 points above standard (+15.3 points) Blue

ENGLISH LANGUAGE ARTS — GROUPS IN YELLOW

RUSD

English Learners

Student Group

State



Yellow

2.3 points below standard

Declined 5.1 Points ⬇️

Number of Students: 30

Students with Disabilities

Student Group

State



Yellow

6.8 points below standard

Increased 19 Points ⬆️

Number of Students: 101

California

English Learners



Orange

45.6 points below standard

Maintained 2.6 Points

Number of Students: 968,077

Students with Disabilities



Orange

88.3 points below standard

Increased 7.6 Points ⬆️

Number of Students: 420,092

MATHEMATICS — GROUPS IN YELLOW/GREEN

RUSD

English Learners

Student Group

State



Yellow

10.3 points below standard

Declined 19.3 Points ⬇️

Number of Students: 30

Students with Disabilities

Student Group

State



Green

14.9 points below standard

Increased 9.8 Points ⬆️

Number of Students: 99

California

English Learners



Orange

68.6 points below standard

Maintained 2.2 Points

Number of Students: 967,152

Students with Disabilities



Orange

119.4 points below standard

Increased 6.6 Points ⬆️

Number of Students: 417,191

CHRONIC ABSENTEEISM

RUSD 7.5% (+0.9%)



Reed 5.6% (+1.5%)



Bel Aire 7.3% (+2%)



Del Mar 8.6% (-0.6%)



California 10.1% (+1.1%)



(Dataquest – CA 12.1%, Marin 9.1%)



CHRONIC ABSENTEEISM BY SUB-GROUP

RUSD 7.5% (+0.9%)



English Learners 5.6% (-7.8%) N=36



White 6.8% (0.3%) N=1,117

Two/more races 6% (-0.2%) N=84



SWD 7.8% (+1.6%) N=115

Asian 12.2% (+2.7%) N=98

Soc. Dis. 17.3% (+6.2%) N=81

Hispanic 8.8% (+6%) N=68

Represents students suspended at least once

RUSD 1.7 % (+.4%)

Reed 0.3% (0%)

Bel Aire 0.6% (+0.3%)

Del Mar 3.7% (+0.7%)

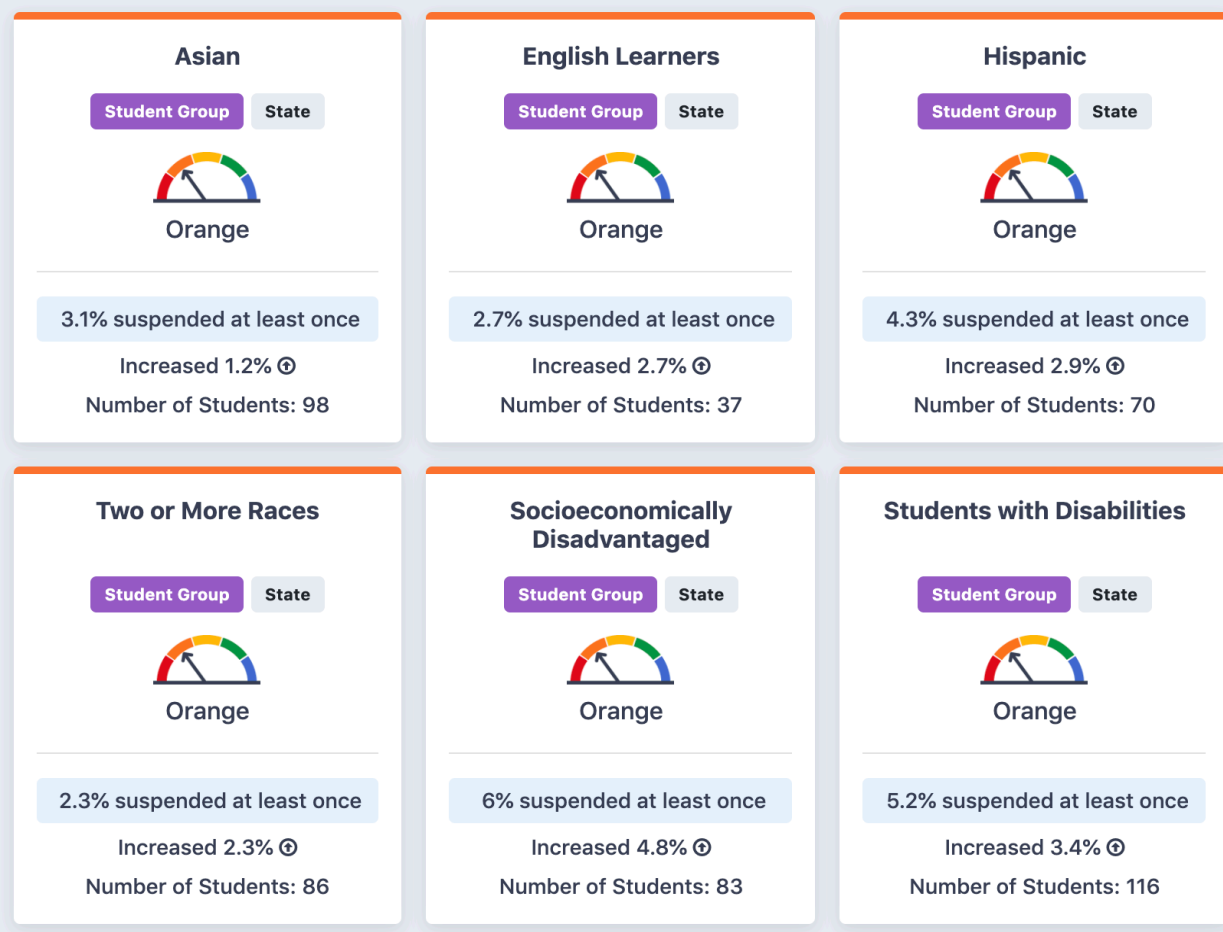
California 3.4% (-0.1%)



Orange

SUSPENSION RATE

SUSPENSIONS BY SUB-GROUP



Education Code 48900	Year	Year	Year	Year
Suspension are identified by the most serious violation.	2016-17	2017-18	2018-19	2019-20 to date
(a1) Caused, attempted to cause, or threatened to cause physical injury to another person	5	12	25	1
(a2) Willfully used force or violence upon the person of another, except in self-defense	10	15		
(b) Possessed, sold, or otherwise furnished a firearm, knife, explosive, or other dangerous object	3			
(c) unlawfully possessed, used, sold, or furnished, or been under the influence of a controlled substance				3
(e) Committed or attempted to commit robbery or extortion	1			
(f) Caused or attempted to cause damage to school or private property	5			
(g) Stole or attempted to steal school/private property				1
(h) Possessed or used tobacco, or products containing nicotine	1			
(i) Committed an obscene act or engaged in habitual profanity or vulgarity	4	3	2	
(k) Disrupted school activities or otherwise willfully defied the valid authority of supervisors, teachers, administrators, or other school personnel	3	1		
(o) Harassed, threatened, or intimidated a pupil who is a complaining witness or witness to disciplinary proceeding to prevent from being a witness or retaliating against witness			1	
(r) Engaged in an act of bullying	1			
Total	33 Middle School	31 2 Elementary 29 Middle School	28 1 Elementary 27 Middle School	5 Middle School

5 LOCAL INDICATORS

**Basics: Teachers,
Instructional Materials,
Facilities**

STANDARD MET

**Implementation of Academic
Standards**

STANDARD MET

Parent Engagement

STANDARD MET

Local Climate Survey

STANDARD MET

**Access to a Broad Course of
Study**

STANDARD MET

FOCUS AREAS FOR IMPROVEMENT

Chronic Absenteeism

English Language
Arts and Math for
English Learners and
Students with
Disabilities

Suspension Rates