



Guam Department of Labor
DIPATMENTON HUMOTNAT

Bureau of Labor Statistics

Friday July 7, 2023
8:30 am – 10:00 am

Business Recovery Summit Economic Recovery Panel

Guam Chamber of Commerce

Hyatt Regency Guam



Gary A. Hiles
Chief Economist, Department of Labor
Bureau of Labor Statistics



Guam Department of Labor
DIPATMENTON HUMOTNAT

Bureau of Labor Statistics

Man, Land, & Sea

A publication by Guam Coastal Management Program

June 30, 2023



Exploration
dition in
umokuakea
National
ument

2



Reef Surveys

4

Guam EPA
itches In

7

ing Guam
ge to Reef



INSIDE
Business Sector Disaster
Damage Assessments



Post-Typhoon Reef Surveys

By: Olivia Bañez & Ashton N. Williams



Photo by: Olivia Bañez

GCRI staff and partners about to pop in the water for a snorkel survey at Dogleg Reef

In the aftermath of Typhoon Mawar, the damage and destruction have been plain to see on land; but what about underwater? Furthermore, to what extent did the typhoon damage the coral reefs, and which parts of the reef were hit the hardest? These are questions that have begun to arise, especially within the coral reef management community. As recovery efforts are underway island-wide, the Guam Coral Reef Initiative (GCRI) has started to conduct underwater damage assessments on the reef to help inform the next steps on the road to restoration.

Corals are living creatures and the hard, calcified coral structures that they inhabit are highly susceptible to damage from extreme weather events. For example, strong winds from typhoons create big waves that can break corals into small fragments and even topple entire colonies. This powerful wave action can also stir up abrasive sand and hurl loose marine debris into corals, causing further damage. Heavy rains during and after the storm are also problematic as they cloud the reef flats with muddy freshwater runoff, which can smother corals in fine sediment and introduce harmful bacteria.

Guam's shallow coral reefs have faced an additional challenge after Typhoon Mawar: extreme low tides. You may have noticed this phenomenon if you have seen corals, algae, and rocks sticking out of the water during parts of the day when they normally wouldn't be visible. Corals can experience severe heat stress when exposed to hot air for long periods of time, so these extremely low tides have been very detrimental to the health of our local reefs. The combined stresses from the typhoon and the low tides have even caused many corals to die, with particularly shallow reefs suffering the most.



Photo Credit: Olivia Bañez

GCRI staff conducting snorkel surveys at Dogleg Reef



Bureau of Labor Statistics

Following the passage of Typhoon Mawar on May 24, 2023, BSP, along with representatives from the Guam Visitors Bureau, Department of Land Management, Guam Economic Development Authority, Department of Chamorro Affairs and the Port Authority of Guam conducted an onsite BSDDA on May 26-27, 2023. The BSP Director submitted a preliminary assessment report and the BSDDA continued on May 30-31, 2023.

A sample of business establishments were surveyed for damages to the building structure, equipment, and merchandise. The total dollar damage loss estimate reported by Guam's commercial sector is \$111,791,358 and is specified as follows: \$65,010,843 for building damage, \$38,378,325 for equipment damage, and \$8,402,190 for merchandise damage. Figure 1 shows that more than half of all damages recorded during the assessment were due to building damages.

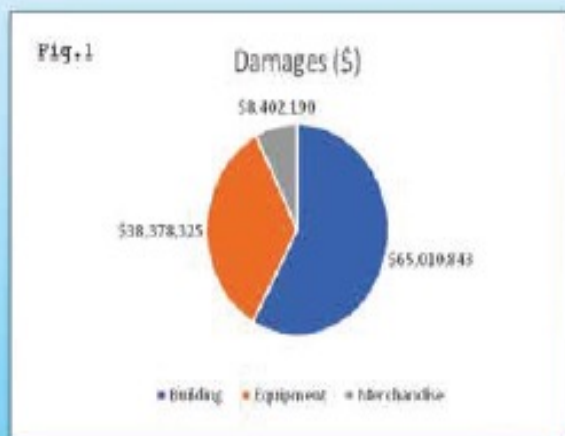


Photo Credit: Michael Quintana



Photo Credit: Frank San Nicolas

A total of 433 businesses were visited including 15 hotels. Of the 433 businesses visited, 231 or 53% of the businesses reported damages (191 provided cost damage estimates and 40 did not provide cost damage estimates); 28 or 6% of the businesses reported no damages; 156 or 36% of the businesses were closed; and 18 or 4% of the businesses declined to participate or no information was provided.

According to the BSP Director, Lola Leon Guerrero, the report does not account for potential losses from numerous business that closed due to no power and water outages shortly after the passing of Typhoon Mawar.



Bureau of Labor Statistics

Federal Expenditures Source: USASpending.gov

+ Assistance Listings (CFDA Programs)

| Name | Awarded Amount | % of Total |
|--|----------------|------------|
| 1. 96.002 - Social Security Retirement Ins... | \$189.17M | 9.38% |
| 2. 10.551 - Supplemental Nutrition Assist... | \$123.91M | 6.15% |
| 3. 93.778 - Medical Assistance Program | \$106.99M | 5.31% |
| 4. 64.109 - Veterans Compensation for Se... | \$89.88M | 4.46% |
| 5. 97.048 - Federal Disaster Assistance to ... | \$57.70M | 2.86% |

+ Assistance Listings (CFDA Programs)

| Name | Awarded Amount | % of Total |
|---|----------------|------------|
| 1. 93.778 - Medical Assistance Program | \$106.99M | 5.31% |
| 2. 66.600 - Environmental Protection Con... | \$38.21M | 1.9% |
| 3. 10.752 - Rural eConnectivity Pilot Prog... | \$29.77M | 1.48% |
| 4. 15.875 - Economic, Social, and Politica... | \$28.79M | 1.43% |
| 5. 97.036 - Disaster Grants - Public Assista... | \$21.81M | 1.08% |



Guam Department of Labor
DIPATMENTON HUMOTNAT

Bureau of Labor Statistics



Lines for the D-SNAP application at GPO on June 22, 2023.

Thomas Benavente/PDN



Thomas Benavente/PDN

The Department of Public Health and Social Services has ended the Disaster Supplemental Assistance Program enrollment period on July 1.



The program aimed to provide essential support to individuals affected by recent disasters. Preliminary data indicates that a total of 35,206 people applied for assistance during the enrollment period, highlighting the significant need within the community.

Of the total applications received, an impressive 35,073 applications, accounting for 96.8% of paper submissions, have been approved.

However, it is important to note that these figures remain subject to change as the DPHSS continues to carefully review each application for accuracy and eligibility.



Guam Department of Labor
DIPATMENTON HUMOTNAT

Bureau of Labor Statistics

Thursday, June 1st 2023, 10:52 AM ChST

By Nick Delgado





Guam Department of Labor
DIPATTMENTON HUMOTNAT

Bureau of Labor Statistics

KUAM

More than 5,500 households have applied for FEMA disaster assistance as of Thursday morning. Lieutenant Governor Joshua Tenorio and Bob Fenton Jr., Regional Administrator for FEMA Region 9, [spoke with KUAM about the recovery efforts](#) underway in the aftermath of Typhoon Mawar, and how it compares to the response from past typhoons.

"We have a whole bunch of resources going out, not only through FEMA but GovGuam, and through the non-profits that are out there. American Red Cross has been doing a tremendous job, the Salvation Army is here also. So let's pull together," said Tenorio. "Of course, the best thing to do to respond is we can respond to each other. So if have neighbors out there and you know somebody in need, it doesn't hurt to go out and give that first initial assistance. Sometimes people need that helping hand."

Those affected by Typhoon Mawar can contact FEMA at 1-800-621-3362 or at <https://www.disasterassistance.gov>.

#InstaGuam
@yuseon.park



WARNING
NO LIFEGUARD ON DUTY
WARNING
NO LIFEGUARD ON DUTY



TYPHOON MAWAR UPDATES

GVB LAUNCHED TAP PROGRAM TO ASSIST SMALL BUSINESSES WITH TYPHOON RECOVERY

- The Guam Visitors Bureau launched the Tourism Assistance Program (TAP) on June 14, 2023.
- The program aims to specifically assist qualified small businesses that support the tourism industry with grants up to \$25,000 subject to the availability of funds.
- The goal is for these businesses to reopen in time for GVB's summer campaign period in mid-July.
- GVB has allocated a budget of \$2 million for this grant program.
- This program is paid for by the Tourist Attraction Fund. Subject to the availability of funds.
- The application and other required forms can be found on our Guam Visitors Bureau website. (<https://www.guamvisitorsbureau.com/destination/tap>)



Bureau of Labor Statistics

1 US Dollar =

144.22 Japanese Yen

Last updated · July 6 at 3:48 AM UTC

| | | |
|--------------------|---|----------------------|
| USD \$ - US Dollar | ↔ | JPY ¥ - Japanese Yen |
| 1.00 | | 144.22 |

Day Week Month Year **5 Year** Max



Data from Refinitiv · Disclaimer



Employer Response to Typhoon Mawar - Employee Layoffs

Department of Labor Inquiry to employers

274 Responses (Less than 10% of Employers)

Respondents employed 6,344 persons

Number to be Laid Off 344

Duration of Most Unknown, Of estimated duration 1- 4 weeks
most common

Employment Reports Initial Observations

Quarterly Current Employment Survey (CES) for the 12th of
June 2023, some moderate reduction in the number of
employees and moderate reduction in the number of average
hours worked for the survey week.

Typhoon Related but cause such as utilities, facility damage or
loss of customers not provided



Guam Department of Labor
DIPATMENTON HUMOTNAT

Bureau of Labor Statistics

Guam Daily Post Frank San Nicolas June 13, 2023

The governor's administration has already submitted a funding request for \$26.6 million in Disaster Unemployment Assistance to the U.S. Department of Labor and the Federal Emergency Management Agency. Dell'Isola said the application was submitted last week.

According to the director, even before the storm hit Guam, local officials had been working with USDOL and FEMA to lay down some prep work, and to get those federal partners to understand that they planned to set up a DUA program in anticipation of the storm.



Guam Department of Labor
DIPATMENTON HUMOTNAT

Bureau of Labor Statistics

***Typhoon
Mawar***

**AmeriCorps
is here to
assist!**

Free chainsaw and debris assistance available from AmeriCorps-Disaster Response teams. Prioritization will be targeted to *veterans, seniors, individuals with access and functional needs, and trees blocking access to the home*



**Contact your
Mayor's Office to
submit an
application**



National Dislocated Worker Grants

In addition to DUA, Dell'Isola said they've also submitted an application for National Dislocated Worker Grants, worth nearly \$11.4 million.

"We're going to be bringing on close to 400 people to help out with the mayors' offices, to help out with public works, parks and rec, civil defense, the shelters, and of course (Guam Environmental Protection Agency), the different sites," Dell'Isola said.

Among those who would qualify for the NDWG, the first priority will be given to those unemployed due to Mawar. After that are long-term unemployed individuals. The NDWG program pays more than DUA, according Dell'Isola.



Employee Retention Credit

The Employee Retention Credit (ERC) – sometimes called the Employee Retention Tax Credit or ERTC – is a refundable tax credit for businesses and tax-exempt organizations.

The requirements are different depending on the time period for which you claim the credit. The ERC is not available to individuals.

Employee Retention Tax Credit (ERC)

Eligibility

The credit is available to eligible employers that paid qualified wages to some or all employees after March 12, 2020, and before January 1, 2022. Eligibility and credit amount vary depending on when the business impacts occurred. The ERC is not available to individuals.

Generally, businesses and tax-exempt organizations that qualify are those that:

- Were shut down by a government order due to the COVID-19 pandemic during 2020 or the first three calendar quarters of 2021, **or**
- Experienced the required decline in gross receipts during the eligibility periods during 2020 or the first three calendar quarters of 2021, **or**
- Qualified as a recovery startup business for the third or fourth quarters of 2021

Eligible employers must have paid qualified wages to claim the credit.

Eligible employers can claim the ERC on an original or adjusted employment tax return for a period within those dates.

For more information about eligibility and credit amounts, see the [Employee Retention Credit - 2020 vs 2021 Comparison Chart](#).

Limitations

Certain limitations apply to the ERC. For example, employers can't claim the ERC on wages that were reported as payroll costs for Paycheck Protection Program loan forgiveness. Qualified wages for purposes of the ERC do not include payroll costs in connection with shuttered venue operators grants or restaurant revitalization grants.



NEWS RELEASES

CPI for all items rises 0.1% in May; shelter and used cars and trucks up

06/13/2023

In May, the Consumer Price Index for All Urban Consumers increased 0.1 percent, seasonally adjusted, and rose 4.0 percent over the last 12 months, not seasonally adjusted. The index for all items less food and energy increased 0.4 percent in May (SA); up 5.3 percent over the year (NSA).


[HTML](#) | [PDF](#) | [RSS](#) | [Charts](#) | [Local and Regional CPI](#)



Guam Department of Labor
DIPATMENTON HUMOTNAT

Bureau of Labor Statistics



Admin  May 21 3 min read

Proposed sites for Guam missile defense system to be approved this year

Updated: May 22





Bureau of Labor Statistics

By Mar-Vic Cagurangan

Racing against time to augment Guam's shield against threats from rogue nations, the Missile Defense Agency is anticipated to approve the proposed sites for a 360-degree integrated air and missile defense system in late fiscal 2023, according to the Government Accountability Office.

“As adversary offensive missile capabilities evolve, (the Department of Defense) projects the current defense on Guam to be inadequate,” GAO stated in a report released on May 18.

Due to its proximity to China and North Korea, “Guam is vulnerable to a potential attack,” GAO said, citing heightened tensions in the region.

The MDA on May 5 opened the public comment period for its notice of intent to prepare an environmental impact statement for the missile defense architecture, which will be installed on 19



7/3/2023, 3:00

ed sites for Guam missile defense system to be approved this year

<https://www.pacificislandtimes.com/post/proposed-sites-for-guam-r>

proposed sites on Navy-owned properties. Guam residents have until June 27 to submit comments.



The agency is asking for more than \$800 million to develop and begin constructing the missile defense architecture.

In January, the MDA awarded a half-a-billion-dollar contract to Lockheed Martin to develop Guam's air and ground missile defense system, which is anticipated to be delivered in 2024.



Bureau of Labor Statistics

| Gross Domestic Product | 2017 | 2018 | 2019 | 2020 | 2021 | Percent Change from 2020 | Percent Change from 2017 |
|--|-------------|-------------|-------------|-------------|-------------|---------------------------------|---------------------------------|
| GDP (millions of dollars) | 6,013 | 6,056 | 6,366 | 5,886 | 6,123 | 4.0% | 1.8% |
| Real GDP (millions of chained 2012 dollars) | 5,554 | 5,510 | 5,653 | 5,009 | 5,062 | 1.1% | -8.9% |



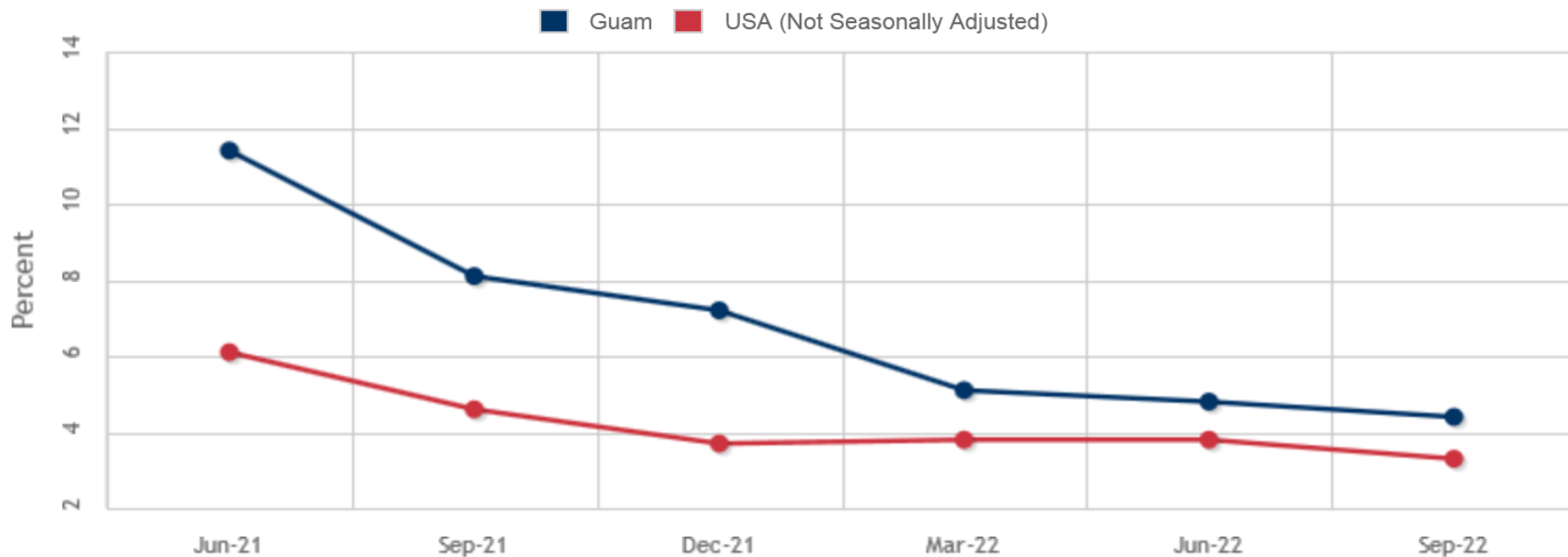
Summary Employment Indicators - Tourism

| Tourism | FY 2018 | FY 2019 | FY 2020 | FY 2021 | FY 2022 | Percent Change from 2021 | Percent Change from 2018 | Guam D |
|-------------------------------|--------------|--------------|--------------|--------------|--------------|-----------------------------------|-----------------------------------|--------|
| Total Visitors | 1,525,219 | 1,631,049 | 757,385 | 61,607 | 216,915 | 252.1% | -85.8% | |
| Occupancy Tax Collected | \$42,871,223 | \$45,061,822 | \$28,390,797 | \$13,002,438 | \$16,778,559 | 29.0% | -60.9% | |



Guam Unemployment Information

Unemployment Rate



The Unemployment Rate in Guam for September 2022 was 4.4 percent, a decrease of 0.4 percentage points from the June 2022 figure of 4.8 percent, and a reduction of 3.7 percentage points from the September 2021 figure one year earlier of 8.1 percent.



Guam Department of Labor
DIPATTMENTON HUMOTNAT

Bureau of Labor Statistics

Don Don Donki opening expected summer 2023

Construction of the Don Don Donki store in Tamuning is “going steadily” according to a spokesman, and the business is set to open in July or August 2023.

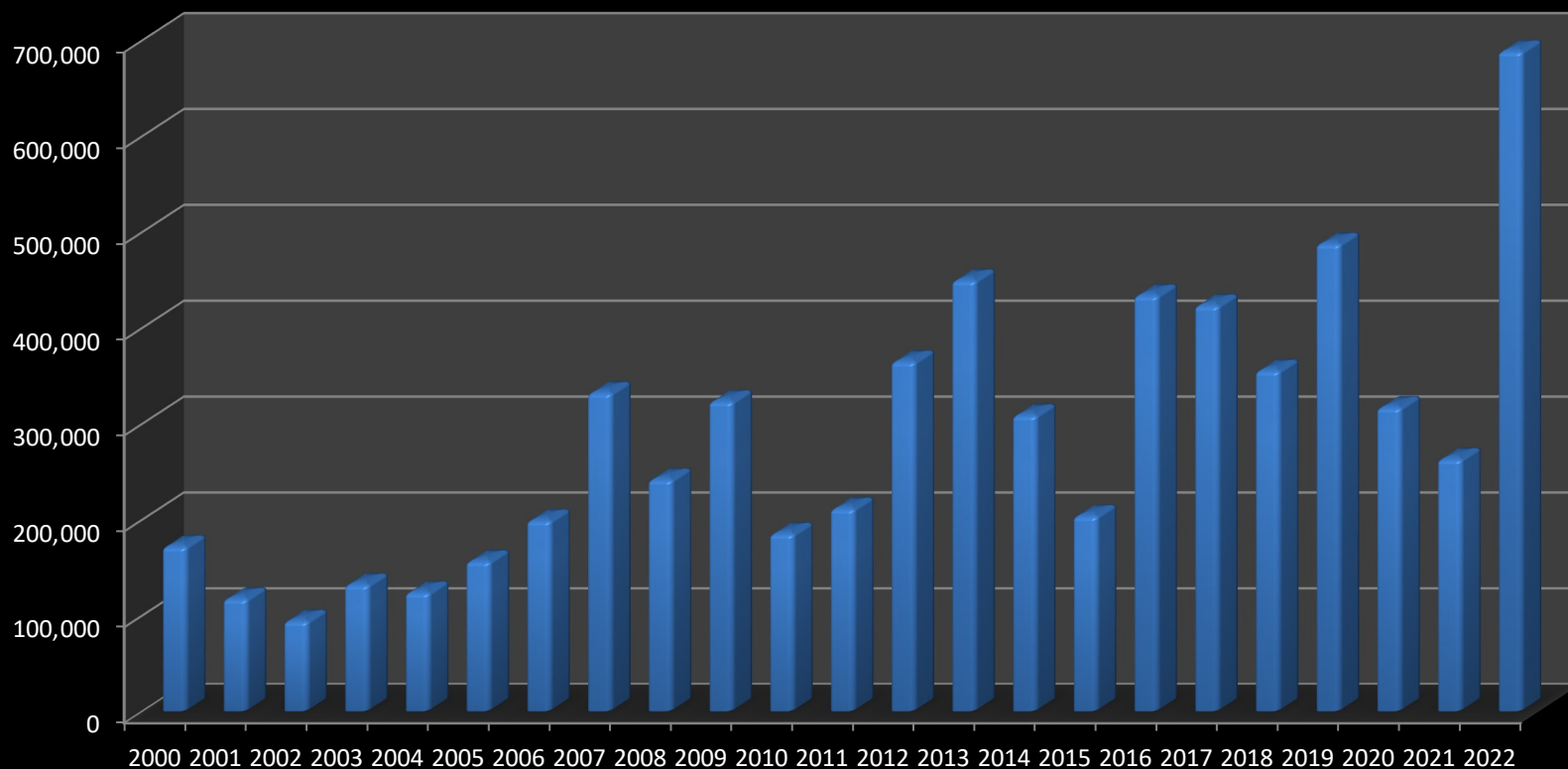




Guam Department of Labor
DIPATMENTON HUMOTNAT

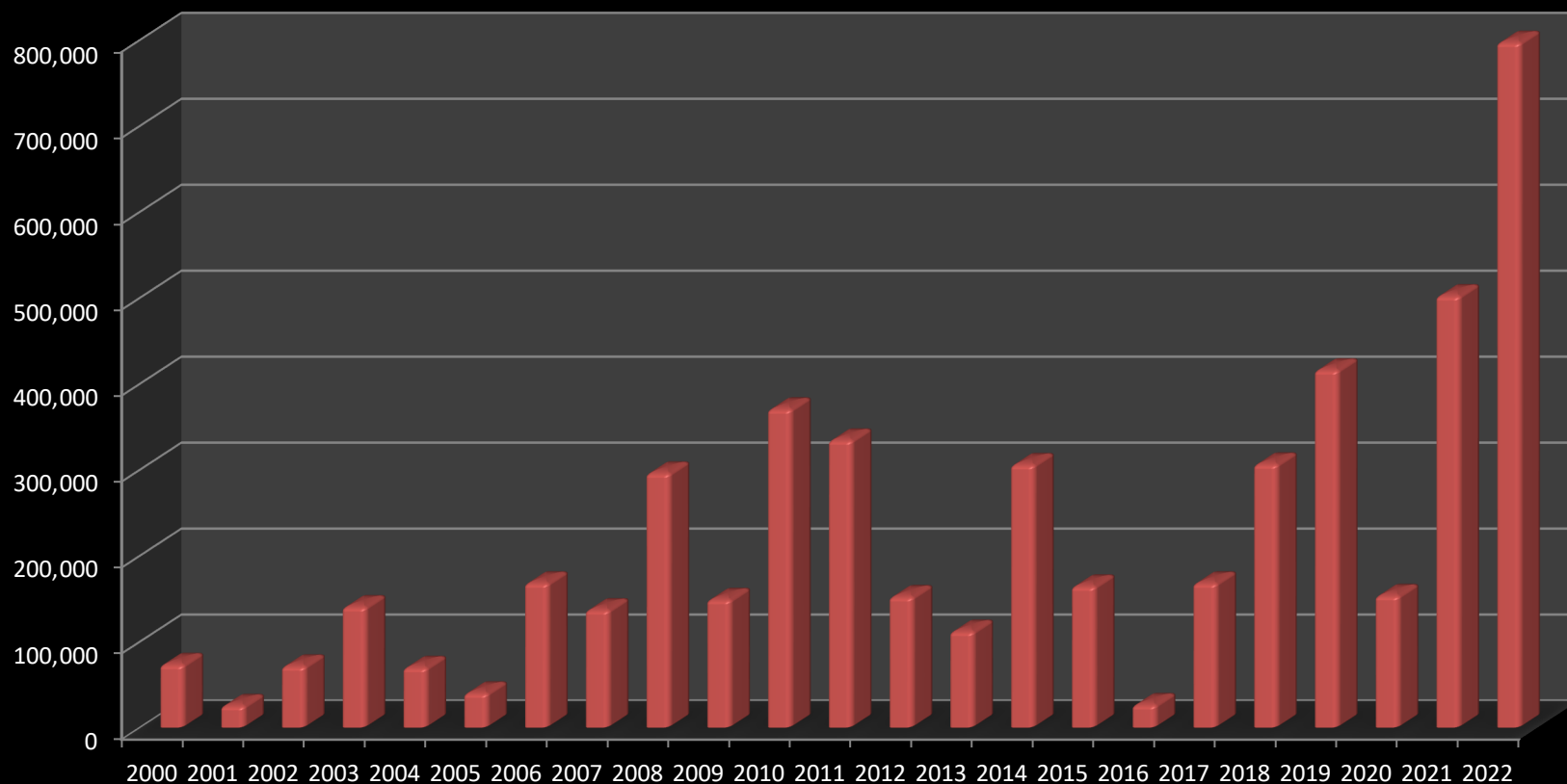
Bureau of Labor Statistics

Building Permits CY 2000 - 2022
(\$1,000)



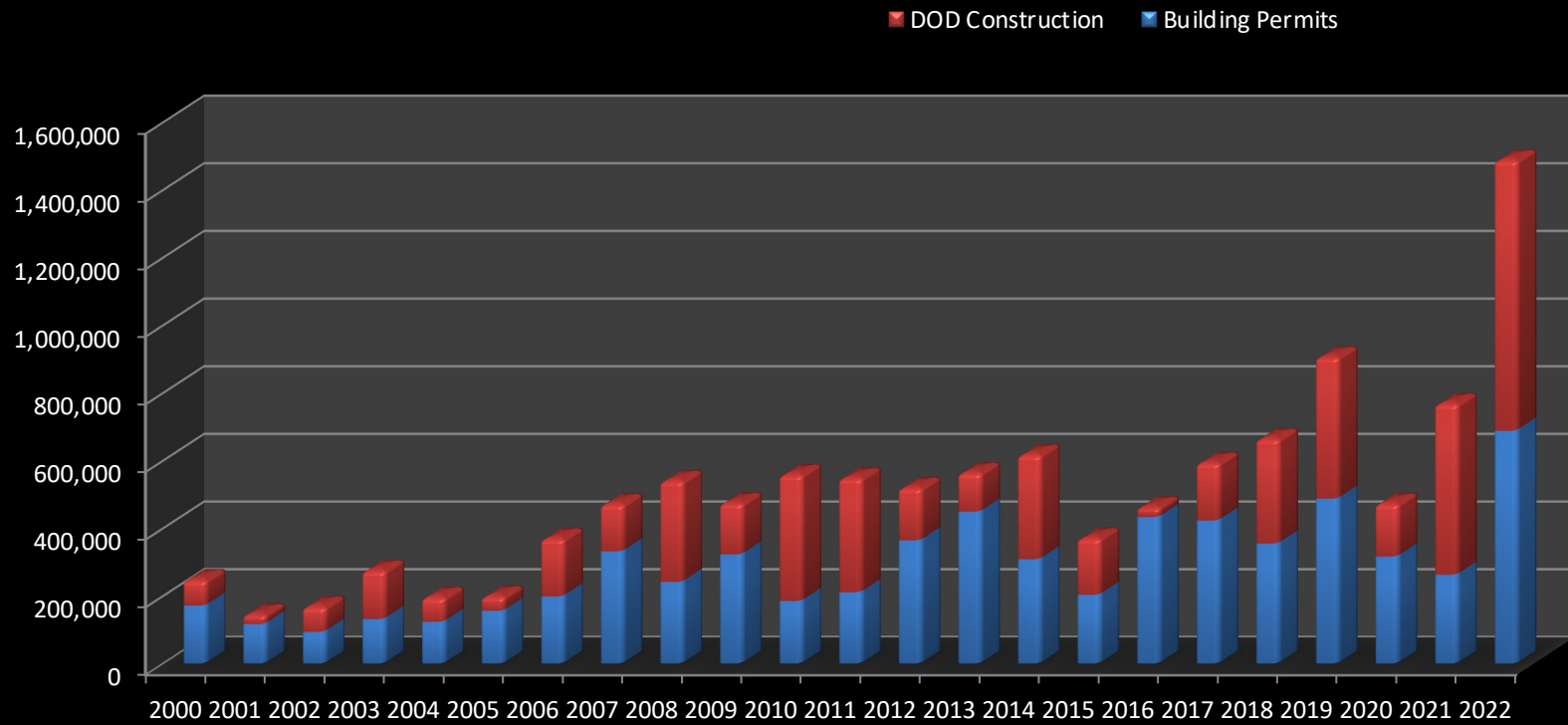


DOD Construction Contracts CY 2000 - 2022 (\$1,000)





Total Building Permits & DOD Construction Contracts CY 2000 - 2022 (\$1,000)





H-2 Workers on Guam Source: Guam DOL ALPCD Division

| Month Ending: | Year | Number |
|---------------|------|--------|
| December | 2022 | 3,433 |
| December | 2021 | 2,184 |
| December | 2020 | 1,527 |
| December | 2019 | 1,230 |



Bureau of Labor Statistics

H-2 Workers on Guam Source: Guam DOL ALPCD Division

| TOTAL WORKERS PROJECTED: | No. of Workers LANDED | No. of workers PENDING |
|---|-----------------------|------------------------|
| CERTIFIED APPLICATIONS - end dates between 10/01/21 to 09/30/22: | 1887 | 3806 |
| PENDING APPLICATIONS: | 0 | 248 |
| POTENTIAL SUBMISSIONS: | 0 | 656 |
| | 1887 | 4710 |
| | | |
| TOTAL WORKERS PROJECTED: | 6597 | |



Inflation US CPI

Data extracted on: January 11, 2023 (5:02:29 AM)

CPI for All Urban Consumers (CPI-U)

1-Month Percent Change

Series Id: CUSR0000SA0

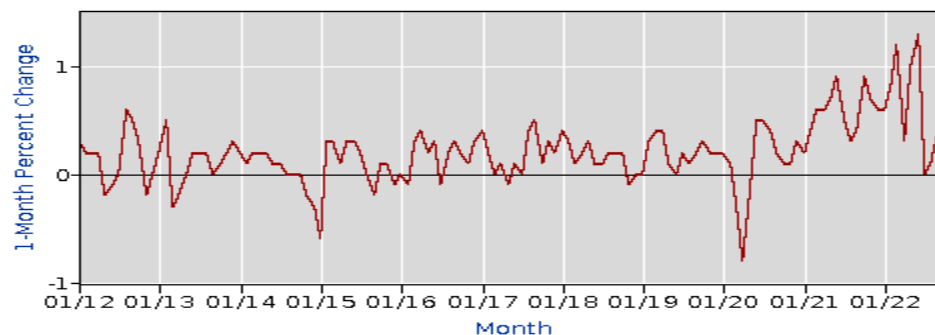
Seasonally Adjusted

Series Title: All items in U.S. city average, all urban consumers, seasonally adjusted

Area: U.S. city average

Item: All items

Base Period: 1982-84=100



| Year | 2012 | 2013 | 2014 | 2015 | 2016 | 2017 | 2018 | 2019 | 2020 | 2021 | 2022 |
|------|------|------|------|------|------|------|------|------|------|------|------|
| Jan | 0.3 | 0.2 | 0.2 | -0.6 | 0.0 | 0.4 | 0.4 | 0.0 | 0.2 | 0.2 | 0.6 |
| Feb | 0.2 | 0.5 | 0.1 | 0.3 | -0.1 | 0.2 | 0.3 | 0.3 | 0.1 | 0.4 | 0.8 |
| Mar | 0.2 | -0.3 | 0.2 | 0.3 | 0.3 | 0.0 | 0.1 | 0.4 | -0.3 | 0.6 | 1.2 |
| Apr | 0.2 | -0.2 | 0.2 | 0.1 | 0.4 | 0.1 | 0.2 | 0.4 | -0.8 | 0.6 | 0.3 |
| May | 0.0 | 0.0 | 0.2 | 0.3 | 0.2 | -0.1 | 0.1 | 0.2 | -0.1 | 0.7 | 1.0 |
| Jun | 0.6 | 0.2 | 0.1 | 0.3 | -0.1 | 0.1 | 0.1 | 0.1 | 0.5 | 0.9 | 1.3 |
| Jul | 0.5 | 0.2 | 0.1 | 0.2 | 0.2 | 0.0 | 0.1 | 0.2 | 0.5 | 0.5 | 0.0 |
| Aug | 0.3 | 0.1 | 0.2 | 0.1 | 0.3 | 0.4 | 0.2 | 0.2 | 0.4 | 0.3 | 0.1 |
| Sep | -0.2 | 0.2 | 0.2 | 0.1 | 0.2 | 0.1 | 0.2 | 0.2 | 0.1 | 0.9 | 0.4 |
| Oct | 0.0 | 0.3 | -0.2 | 0.1 | 0.1 | 0.3 | -0.1 | 0.2 | 0.1 | 0.7 | 0.4 |
| Nov | 0.0 | 0.3 | -0.3 | 0.1 | 0.3 | 0.2 | 0.0 | 0.3 | 0.1 | 0.6 | 0.1 |
| Dec | 0.0 | 0.3 | -0.3 | -0.1 | 0.3 | 0.2 | 0.0 | 0.2 | 0.3 | 0.6 | 0.1 |



Price Increase Causes in 2021

PUBLICATIONS

BEYOND THE NUMBERS



Exploring price increases in 2021 and previous periods of inflation

Measures of price change in the U.S. recently experienced the largest period of inflation since 2008. Ongoing complications of the coronavirus

pandemic contributed to this. In 2021, a semiconductor shortage caused decreased production in a variety of industries. Port congestion resulted in product delivery delays and to substantial supply shortfalls, causing upward price pressure. To gain perspective on recent trends, this article turns to past periods of high inflation. [*read more »*](#)



Producer Price Index – CPI Leading Indicator

[Bureau of Labor Statistics](#)

Producer Price Indexes

Home

Producer Price Indexes

NEWS RELEASE

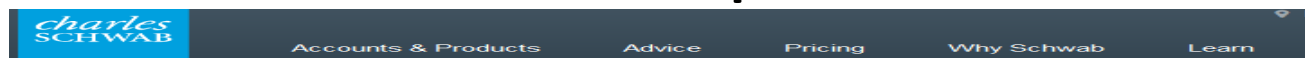
PPI for final demand advances 0.3% in November; services rise 0.4%, goods increase 0.1%

12/09/2022

The Producer Price Index for final demand increased 0.3 percent in November. Prices for final demand services advanced 0.4 percent, and the index for final demand goods inched up 0.1 percent. The index for final demand rose 7.4 percent for the 12 months ended in November.



Surprises



MARKETS AND ECONOMY >

Top Global Risks of 2023

December 19, 2022 • [Jeffrey Kleintop](#)

- History shows us that the biggest risks in a typical year aren't usually from out of left field (although that sometimes happens, as it did in 2020 with the COVID-19 outbreak). Rather, they are often hiding in plain sight. As goes one of my favorite quotes often attributed to Mark Twain: *"It ain't what you don't know that gets you in trouble, it's what you know for sure that just ain't so."* Risk appears when there is a very high degree of confidence among market participants in a specific outcome that doesn't pan out. So, by identifying the unexpected, here are our top global risks for investors in 2023, in no particular order:
- China's reopening
- Central banks overtighten
- Ukraine war broadens
- Mortgage shock
- European energy crisis
- In 2020, economies around the world were worse than anyone had forecast. In 2021, most countries had a surprisingly rapid recovery. This reminds us that the risk of surprises is not always to the downside, and that it's possible that after a year which saw the fewest positive days for stocks in over a decade (see chart below), the balance of risks in 2023 is to the upside. Despite the poor performance year for stocks in 2022, markets seem to have already priced in some of the negative trends gathering momentum in 2023. Should those trends reverse, it may help market performance to the upside.



Outlook

While total economic activity will not reach pre-pandemic levels this year tourism will continue to recover and construction will increase for defense and nondefense projects. It will be a continuing challenge for tourist related businesses and their employees to remain in the business or be able to reopen when tourism more completely recovers. The economic challenges vary widely by industry.



Inflation Likely to continue but at a lower rate.

- Exchange rates also affect import prices – changes in exchange rates may cause imports to increase or decrease in price.
- Prices in 2022 have been affected by the war in Ukraine. This conflict has impaired the export of agricultural products. Sanctions and security risks have escalated energy costs.
- Monetary policy interest rate hikes and more restrained fiscal policy should dampen inflation.
- Inflation increases both revenue AND expenses.
- Interest rates are expected to increase further.



Review of Key Guam Economic & Statistics Sites

- www.dol.guam.gov Department of Labor, Bureau of Labor Statistics
- www.visitguam.org Guam Visitors Bureau
- www.bsp.guam.gov Bureau of Statistics & Plans
- www.bbmr.guam.gov Bureau of Budget & Management Research (BBMR)
- www.guamopa.com The Office of Public Accountability
- www.investguam.com Guam Economic Development Authority



Website – GUAM DOL – bls.guam.gov

- [Occupational Employment Statistics](#)
- [Current Employment Statistics](#)
- [Unemployment Situation on Guam](#)
- [Household and Per Capita Income](#)
- [Annual Census of Establishments](#)
- [Minimum Wage Impact Estimates](#)
- [Occupational Safety and Health](#)
- [Building and Occupancy Permits](#)
- [Department of Defense Contracts](#)
- [Federal Expenditure Trends](#)
- [Guam Economic Census](#)
- [Employment Projections](#)
- [Economic Outlook Reports](#)




Guam Department of Labor
DIPATMENTON HUMOTNAT

Bureau of Labor Statistics

GUAM DOL – HireGuam.com – Apply for Unemployment Assistance and Employment

Browser window: HIREGUAM - Guam Jobs
URL: <https://www.hireguam.com/vosnet/Default.aspx>





HIREGUAM

▶ Not Registered? Start Here!
▶ Forgot Username and/or Password?

NEWS ▶ CAUTION - be on the alert for job scams

SEARCH FOR A JOB

Enter a keyword and/or city or ZIP code and radius to search for jobs in your area.

Keyword (e.g. Accountant)

City

ZIP Code

Radius

| SERVICES FOR JOB SEEKERS | SERVICES FOR EMPLOYERS | SERVICES FOR YOUTH | LABOR MARKET INFORMATION | |
|---|--|--|---|---|
| <ul style="list-style-type: none">▶ Find a Job▶ Create a Resumé▶ Education and Training | <ul style="list-style-type: none">▶ Post a Job Opening▶ Find a Candidate▶ Education and Training | <ul style="list-style-type: none">▶ Youth Programs▶ Career Exploration▶ Education and Training | <ul style="list-style-type: none">▶ Data Dashboard▶ Occupational Information▶ Industry Data |  |



Statistics Program Highlights

- Guam 2020 Population Census Detail is available at BSP.
- The 2022 Economic Census – Survey mail-out began 2023.



Acknowledgements

- Guam Chamber of Commerce
- U.S. Department of Labor, Bureau of Labor Statistics (BLS)
- Employment & Training Administration (ETA)
- Guam Employers for participation in surveys.



Thanks

- Your comments and ideas are solicited.
- gary.hiles@dol.guam.gov