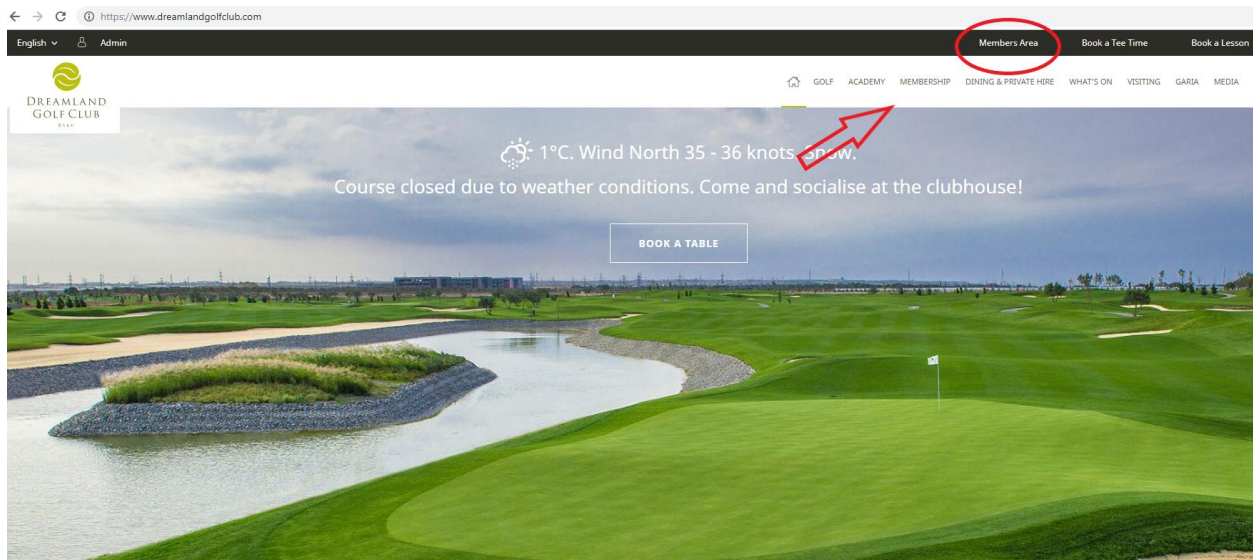
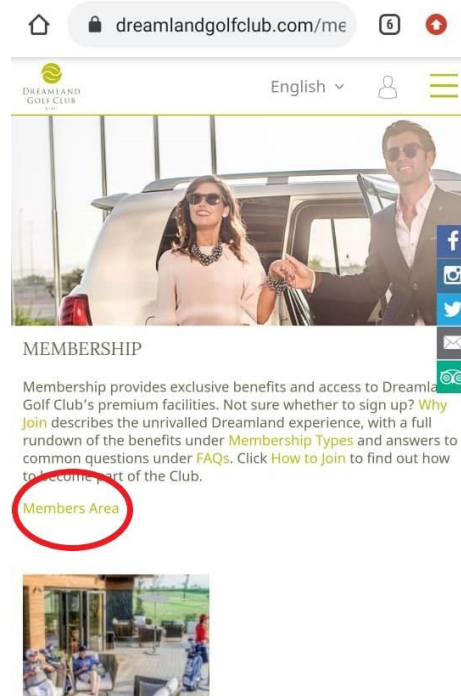
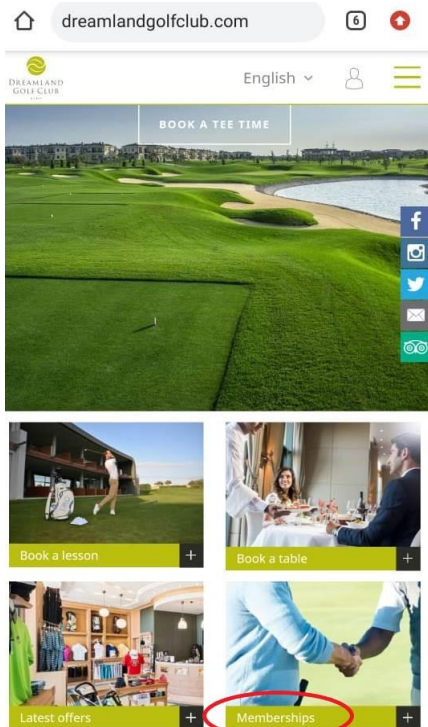


EZTEE: Member First Time Login Instructions

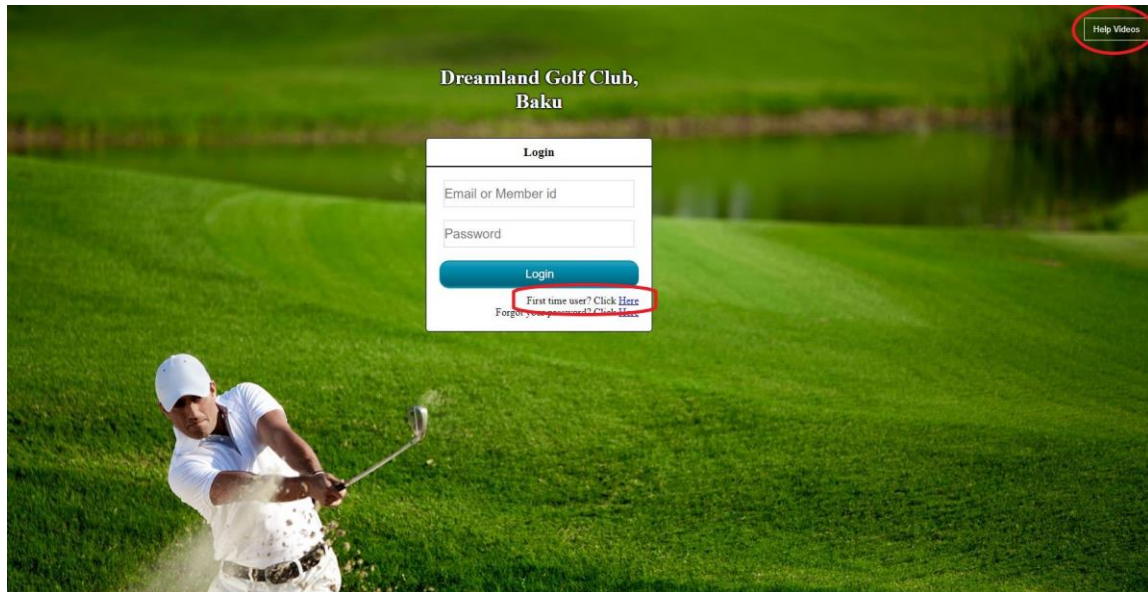
1. To access the ETee Member Portal open up a web browser (Google Chrome, Mozilla Firefox, Microsoft Edge, Safari preferred) and go to and go to www.dreamlandgolfclub.com and click the top right section – “Members Area”:



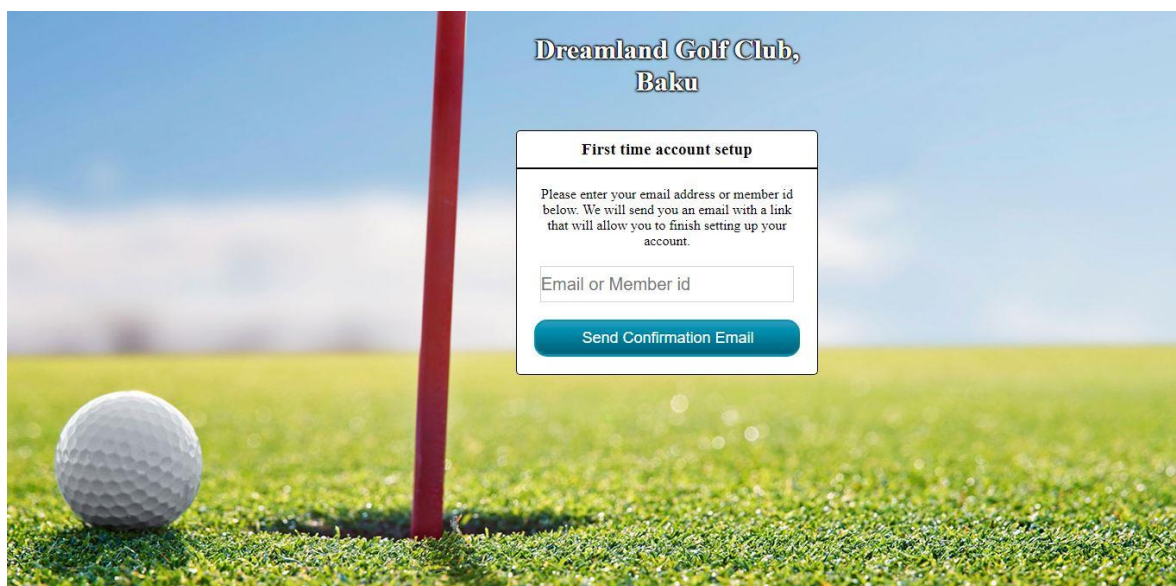
If you are using mobile phone to access this page, then Members Area is under Membership section – see pictures below:



2. On clicking the Members Area button you will be taken to the MAIN LOG IN Page - see below. Once there, click on the “First Time User” link below the login button. If you need any additional help there is a link in the top right corner of the screen that will take you to instructional videos.



3. When you click the “First Time User” link you will be taken to a new page and prompted to enter the email address you have on file WITH THE CLUB. Our team will email you this information so you are 100% sure you have the log in details (member number will work as well). Once you put that information in click “Send Confirmation Email”.

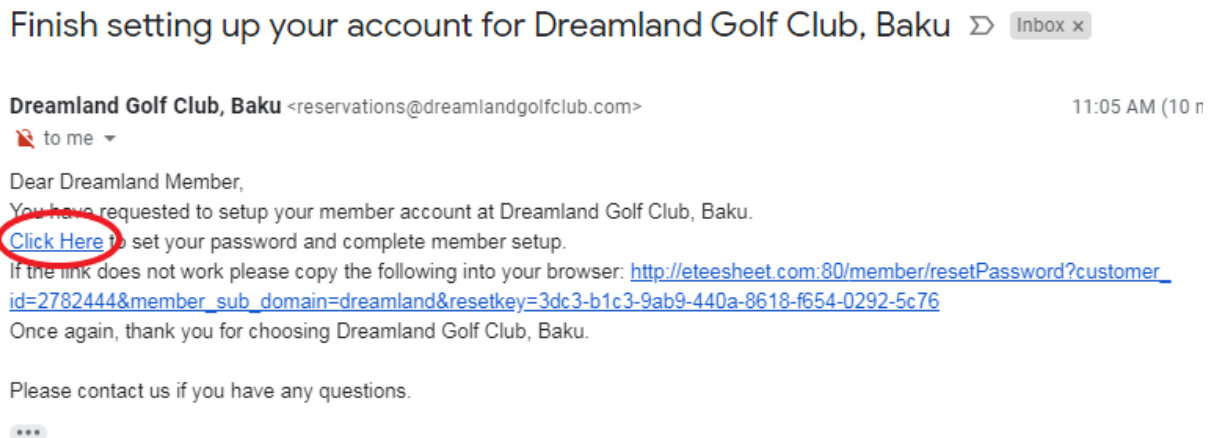




4. After you request the confirmation email you should see it in your inbox within a matter of moments.

Note: If it is not in your inbox it will be important to check other folders like junk or promotions. Depending on the email security settings the confirmation email may end up in different folders.

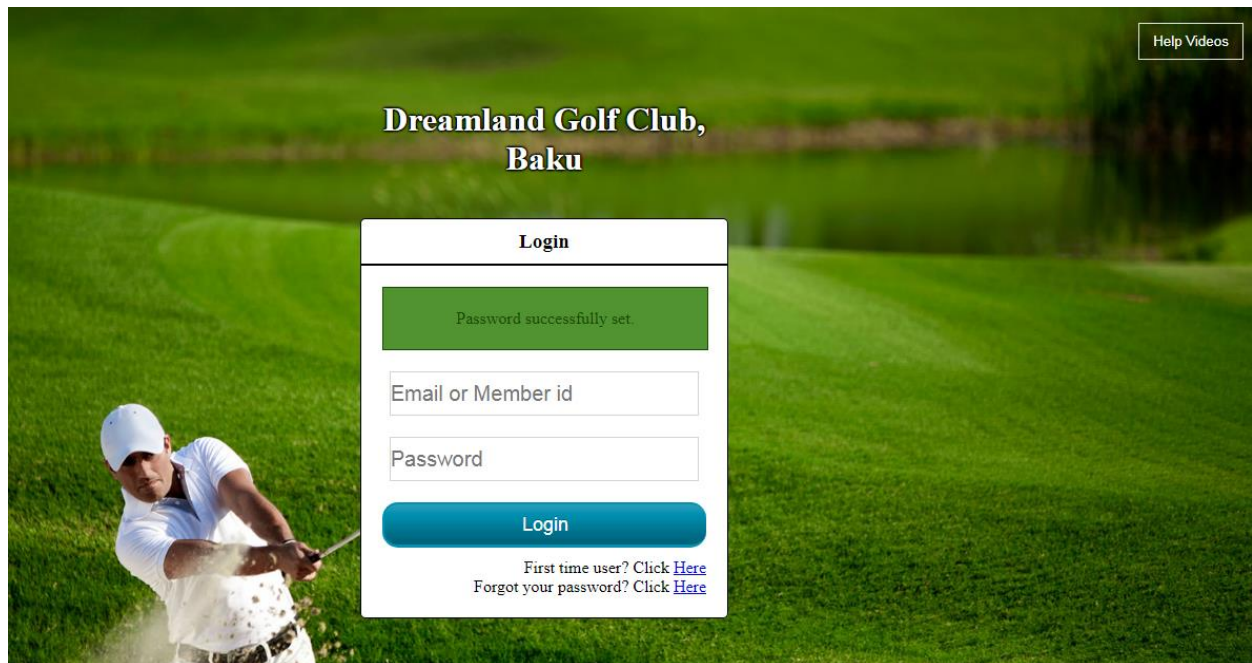
When you find the email it should look similar to the one below.



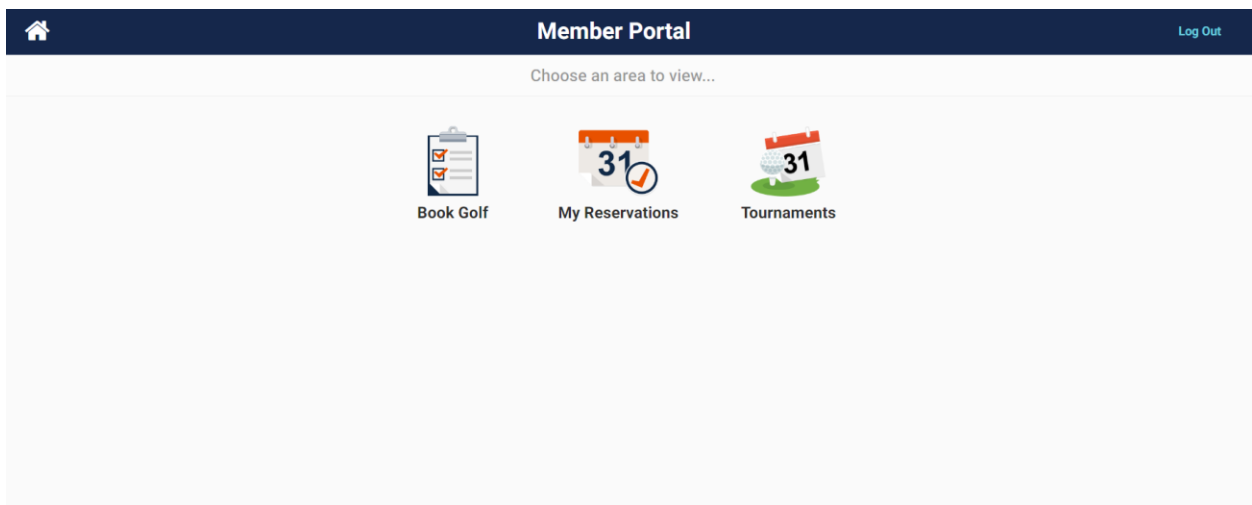
5. Click the first link in the email, and it will take you to the page below and allow you to insert and confirm your password. **Passwords must contain at least 8 characters.** Once your password is set, click the “**Set Password**” button and the system will take you back to the login screen.

A screenshot of a web form titled 'Set Password' overlaid on a background image of a golf course with a green flag and a golf ball in the foreground. The form has a white background and a thin black border. It contains the following elements: a title 'Set Password' in bold; a instruction 'Please enter your desired password. After setting your password you will be allowed to login.'; two text input fields, the first labeled 'Password' and the second labeled 'Password (Confirmation)'; and a blue button with white text labeled 'Set Password'.

6. At the login screen you can insert your email address or member number and your new password and login to the system.





7. Once you have successfully logged in you will be taken to the member portal screen. From this screen you can view the tee sheet, make bookings, manage your reservations, and view competitions that are open or coming soon. (This view is also available by logging in on a browser on a mobile device. The system will adjust to the screen size of your device).



8. In order to make a reservation, please click Book Golf, once you see the tee sheet, you can book any time or any date up to 14 days in advance. To do this, please choose date from calendar, select available tee time, click ACTIONS, then New Reservation.



Dreamland Golf Club, Baku

<

MON 10
TUE 11
WED 12
THU 13
FRI 14
SAT 15
SUN 16

>

Monday, February 10, 2020

Time	Tee	Player 1	Player 2	Player 3	Player 4
10	1				
20	1				
30	1				
40	1				
50	1				
1:00 PM	1	Reserved for Public Guest	Reserved for Public Guest	Reserved for Public Guest	Reserved for Public Guest
10	1	<div style="border: 1px solid #0070c0; padding: 2px; display: inline-block;"> Actions </div>			
20	1	<div style="border: 1px solid #ccc; padding: 2px; display: inline-block;"> New Reservation </div>			
30	1				
40	1				
50	1				

9. Once you see the screen below, you can change number of players, click Guest tab, choose any player (Member or Visitor) from Dreamland's database, choose riding or walking option, add any notes if you have special request (hire clubs, hire shoes etc) and click ADD button.

****Please note that the online system only shows a USD currency symbol – however the actual rate applied is an AZN amount.**

Dreamland Member

Tee #1

18 Holes

9 Holes

Reservation Feb 10, 2020 1:10 PM

of Players

-
2
+

Add/Edit Friends

Players	<div style="border: 1px solid #ccc; padding: 2px; margin-bottom: 5px;">1 Dreamland Member</div> <div style="border: 1px solid #ccc; padding: 2px; margin-bottom: 5px;">2 Guest</div>	<div style="border: 1px solid #ccc; padding: 2px; margin-bottom: 5px;">Riding</div> <div style="border: 1px solid #ccc; padding: 2px; margin-bottom: 5px;">Riding</div>	
---------	--	---	--

Fees	<div style="font-size: 0.9em;"> Green Fee (Member Rate): \$0.00 Green Fee (Member Guest): \$101.69 Cart Fee(Member Rate): \$21.19 Cart Fee(Member Guest): \$21.19 <hr style="border: 0; border-top: 1px solid black; margin: 2px 0;"/> Sub Total: \$144.07 Total: \$170.00 </div>
------	--

Notes

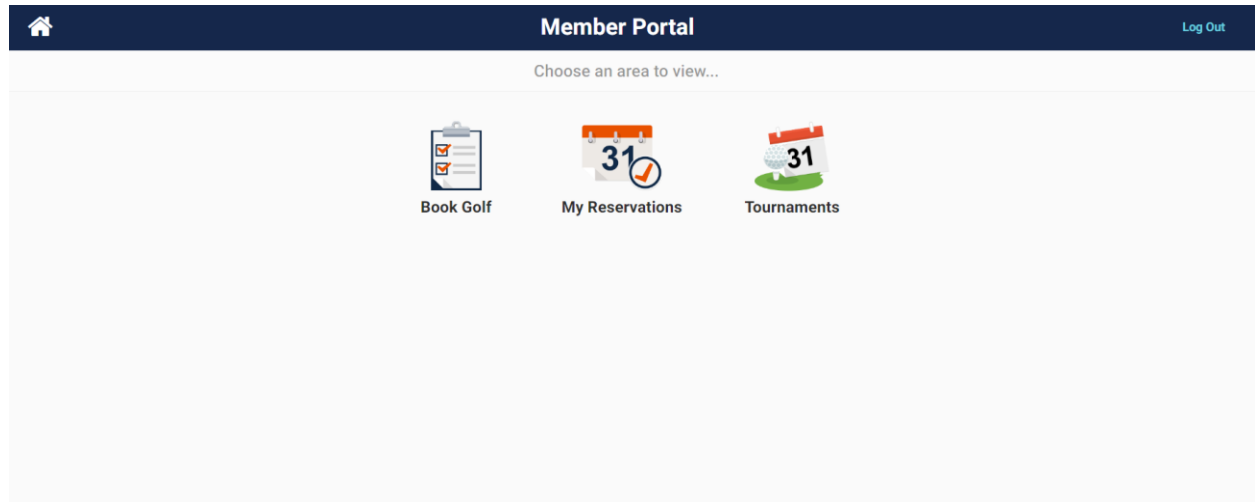
Close

Add



10. You can view, edit or cancel your reservations by clicking My Reservations button in Main screen. Please note that you can cancel your reservation online until 24 hours before the tee time. If there is less than 24 hours to your tee time, please call

012 404 7 404 or email reservations@dreamlandgolfclub.com to cancel your tee time.



We hope that the use of Online Booking will enhance your booking experience here at Dreamland Golf Club Baku

Best regards

Dreamland Team