

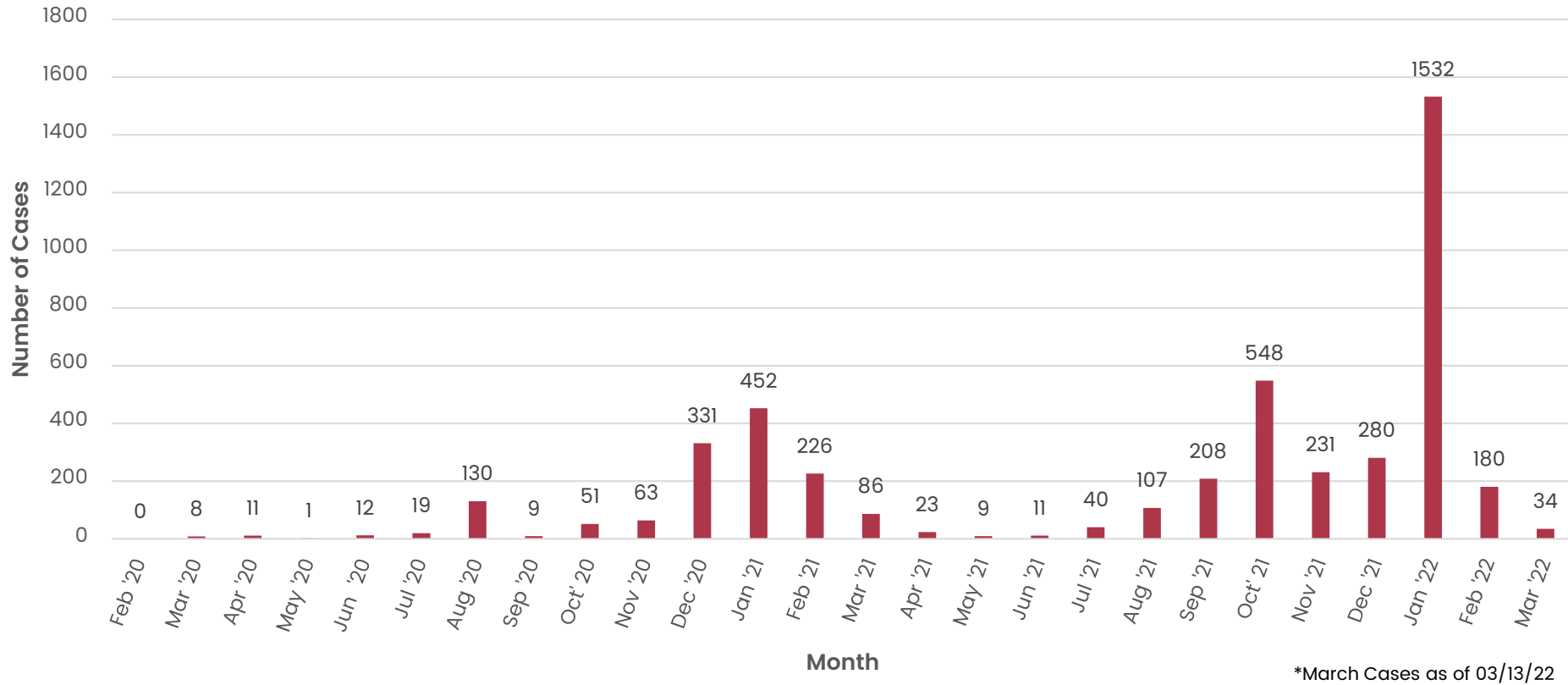


COVID-19 RESPONSE

Inyo County COVID-19 Case Trends

Data through March 13, 2022

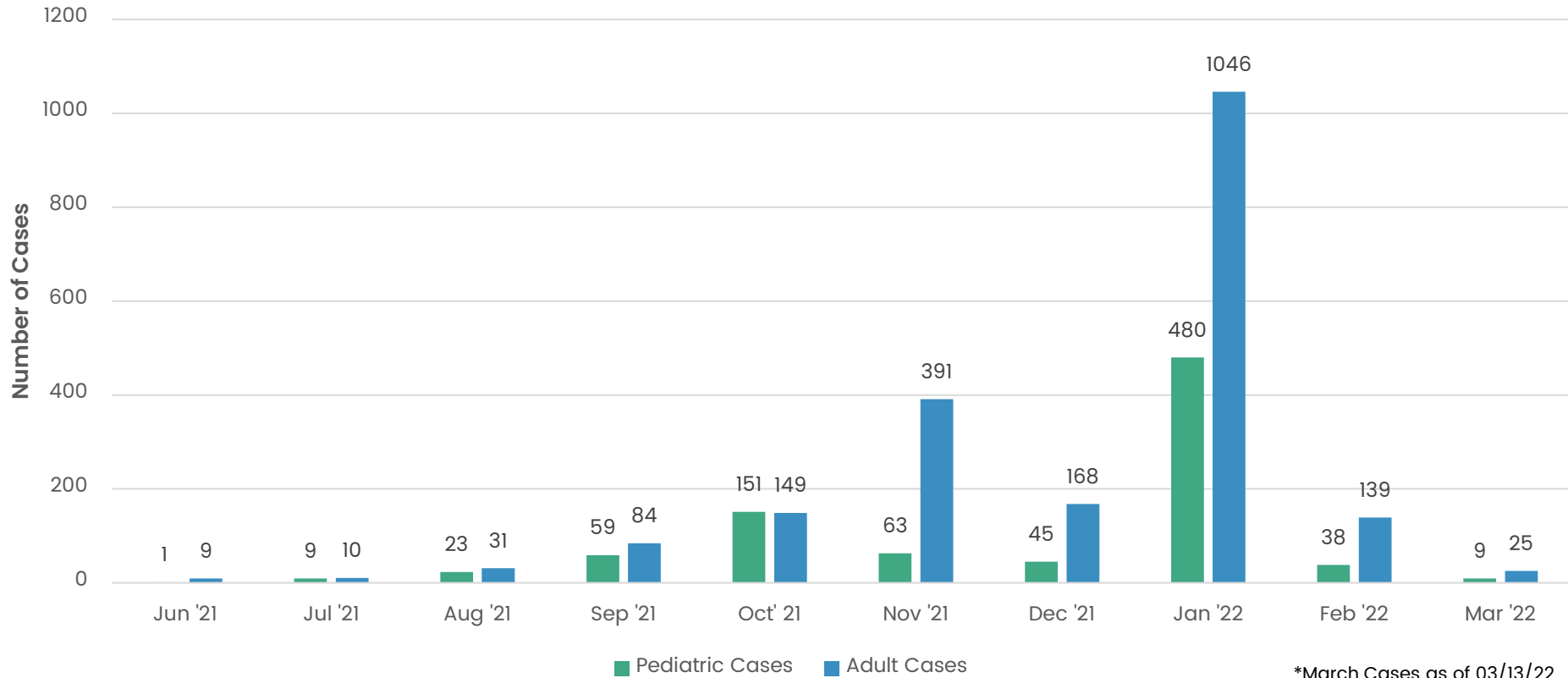
Total COVID-19 Cases



Notes:

- As of 01/04/2022, case counts reflect cases confirmed by PCR and antigen testing. Prior to 01/04/2022, only PCR-confirmed cases were included in data sets.
- Due to current stress from increases in COVID-19 cases locally and statewide on California infectious disease reporting and contact tracing platforms CalRedie and CalConnect and Inyo County Public Health, case counts may be underreported.
- There are six (6) cases with no known date of birth in January 2022
- There are three (3) cases with no known date of birth in February 2022

New Adult and Pediatric COVID-19 Cases by Month

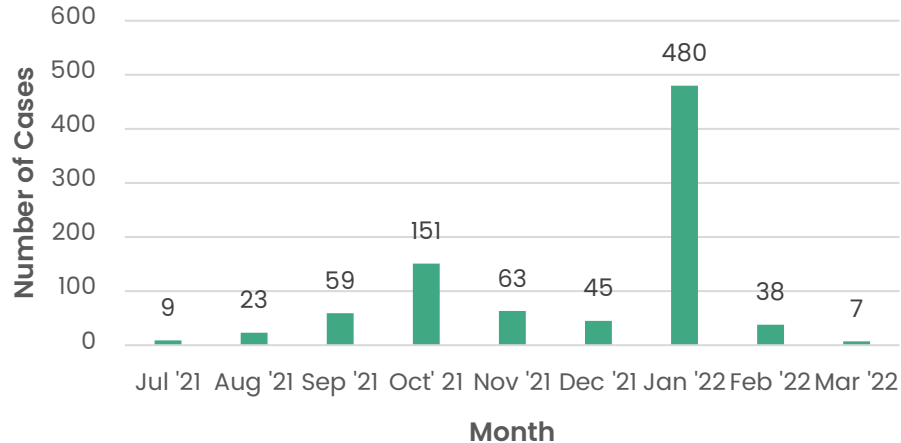


Notes:

- As of 01/04/2022, case counts reflect cases confirmed by PCR and antigen testing. Prior to 01/04/2022, only PCR-confirmed cases were included in data sets.
- Due to current stress from increases in COVID-19 cases locally and statewide on California infectious disease reporting and contact tracing platforms CalRedie and CalConnect and Inyo County Public Health, case counts may be underreported.
- There are six (6) cases with no known date of birth in January 2022
- There are three (3) cases with no known date of birth in February 2022

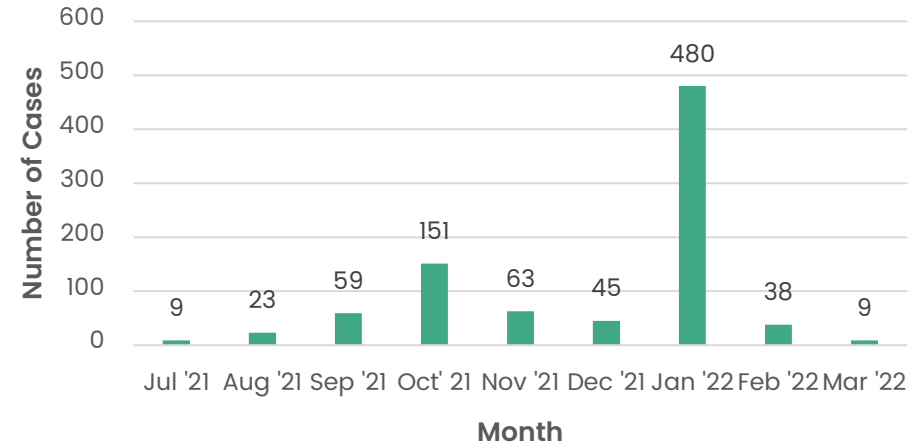
New Monthly Pediatric COVID-19 Cases: Last Week's Report Compared to This Week's Report

Monthly New Pediatric COVID-19 Cases



March Cases as of 03/06/22

Monthly New Pediatric COVID-19 Cases



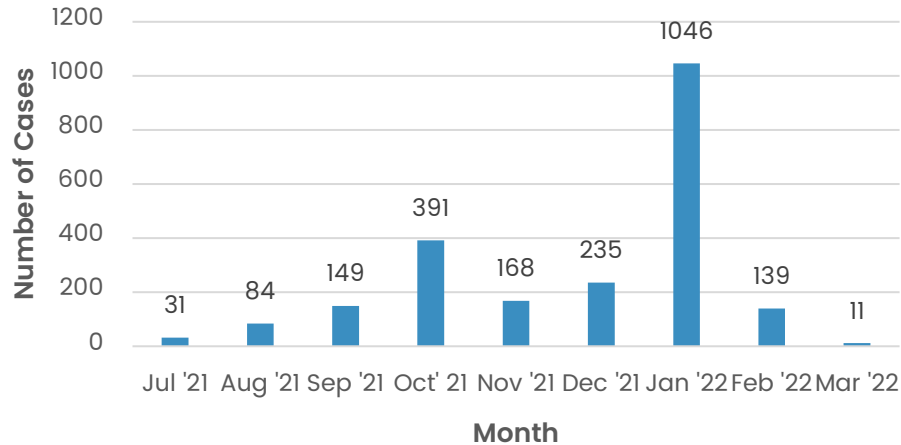
March Cases as of 03/13/22

Notes:

- As of 01/04/2022, case counts reflect cases confirmed by PCR and antigen testing. Prior to 01/04/2022, only PCR-confirmed cases were included in data sets.
- Due to current stress from increases in COVID-19 cases locally and statewide on California infectious disease reporting and contact tracing platforms CalRedie and CalConnect and Inyo County Public Health, case counts may be underreported.
- There are six (6) cases with no known date of birth in January 2022
- There are three (3) cases with no known date of birth in February 2022

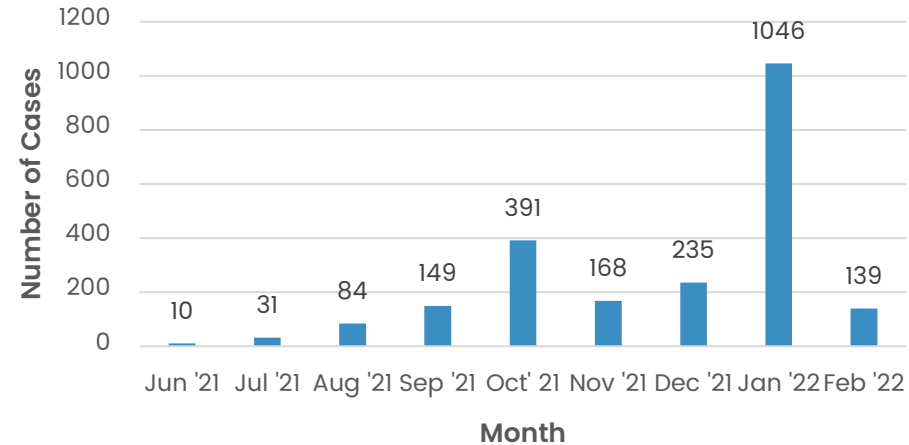
New Monthly Adult COVID-19 Cases: Last Week's Report Compared to This Week's Report

Monthly New Adult COVID-19 Cases



March Cases as of 03/06/22

Monthly New Adult COVID-19 Cases

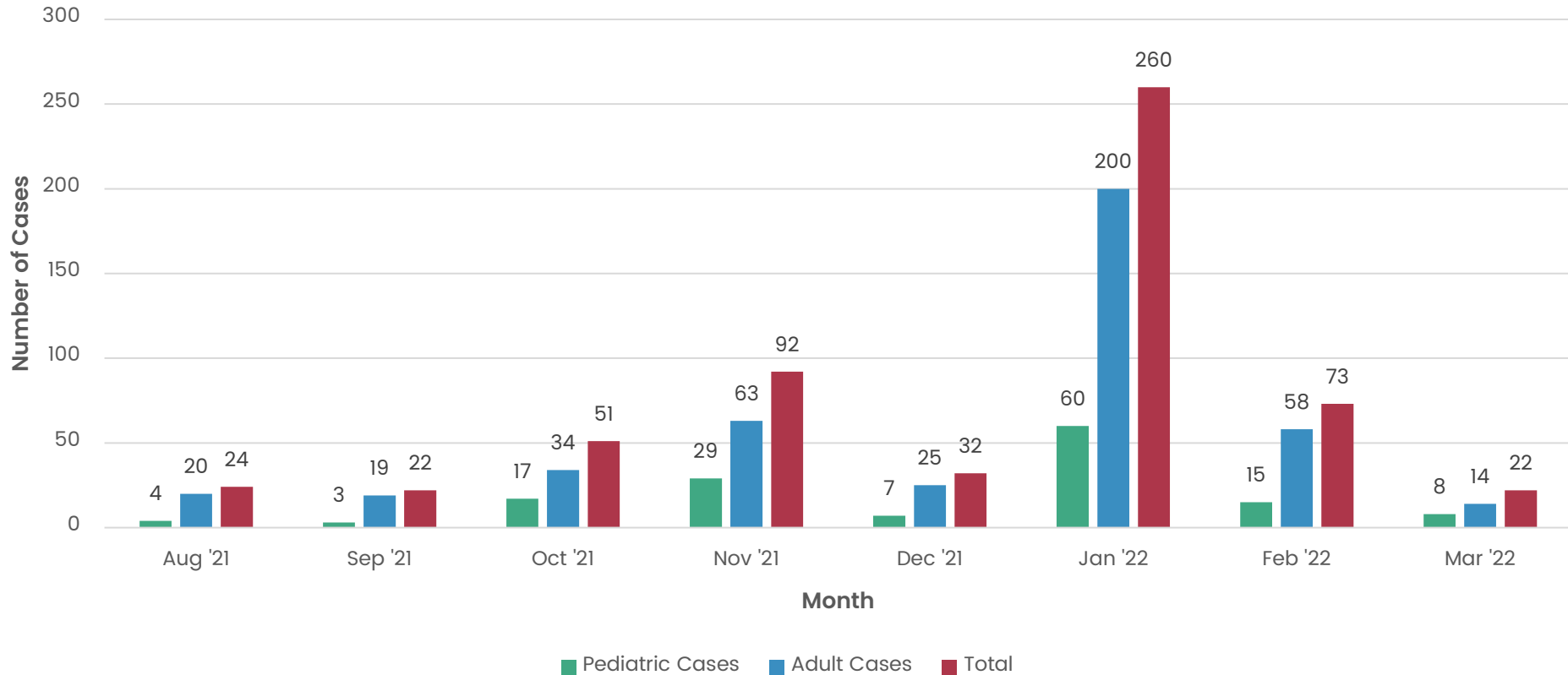


March Cases as of 03/13/22

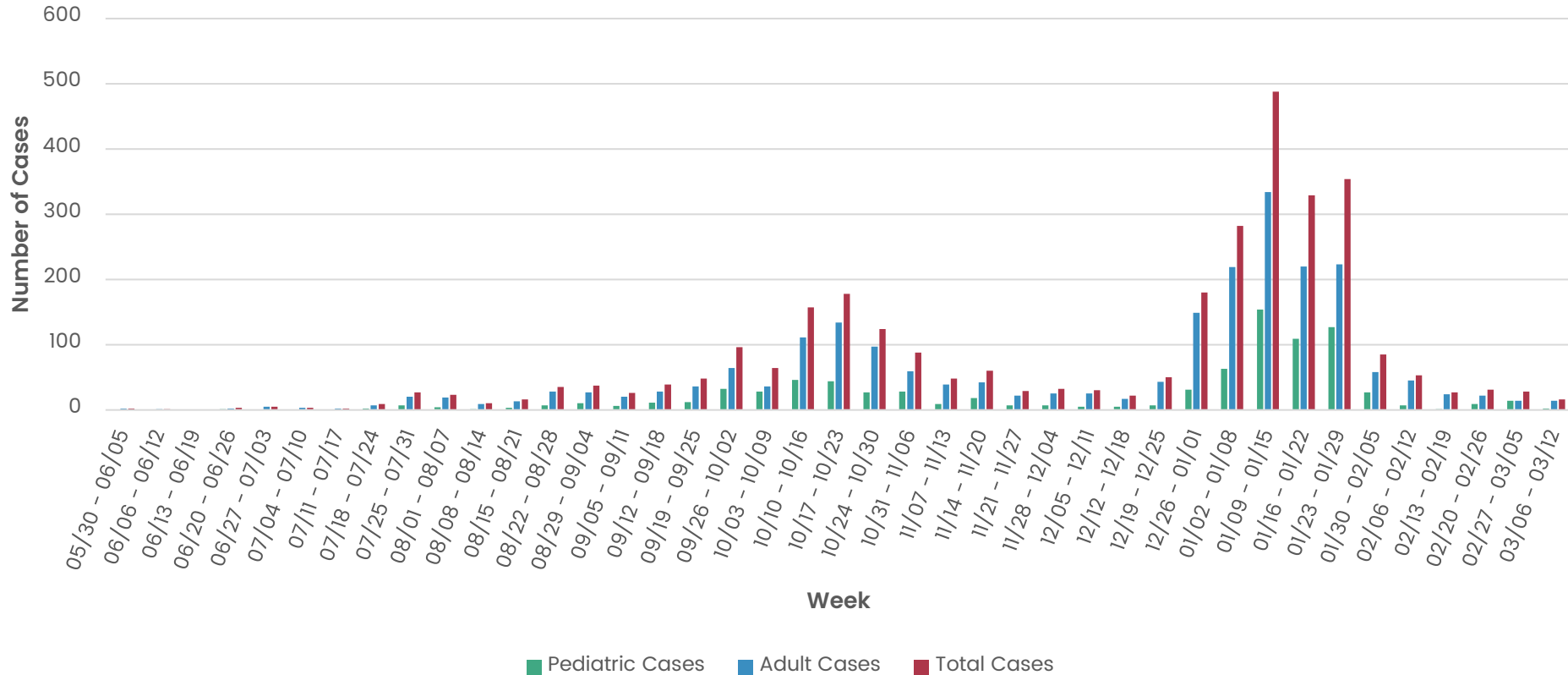
Notes:

- As of 01/04/2022, case counts reflect cases confirmed by PCR and antigen testing. Prior to 01/04/2022, only PCR-confirmed cases were included in data sets.
- Due to current stress from increases in COVID-19 cases locally and statewide on California infectious disease reporting and contact tracing platforms CalRedie and CalConnect and Inyo County Public Health, case counts may be underreported.
- There are six (6) cases with no known date of birth in January 2022
- There are three (3) cases with no known date of birth in February 2022

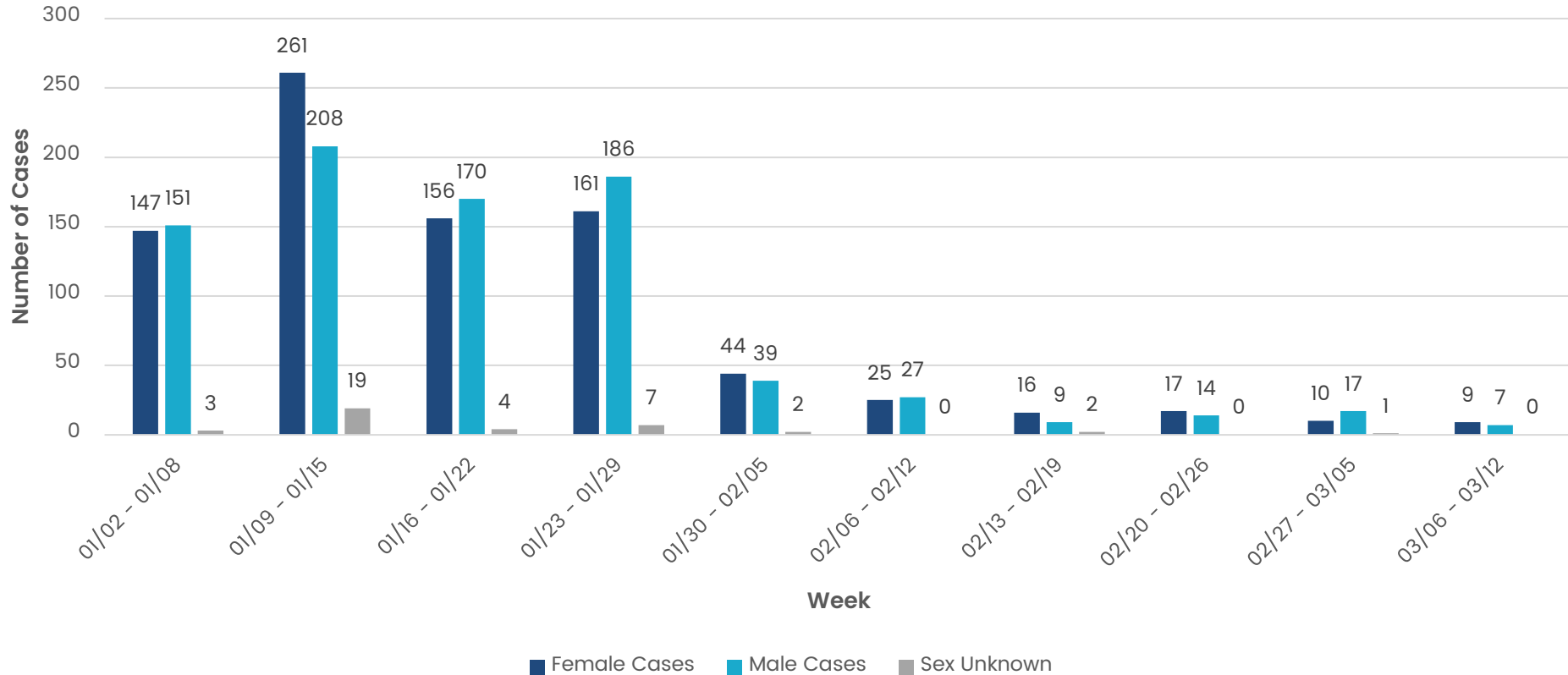
Total New COVID-19 Cases First Week of Month



New Weekly Adult and Pediatric COVID-19 Cases



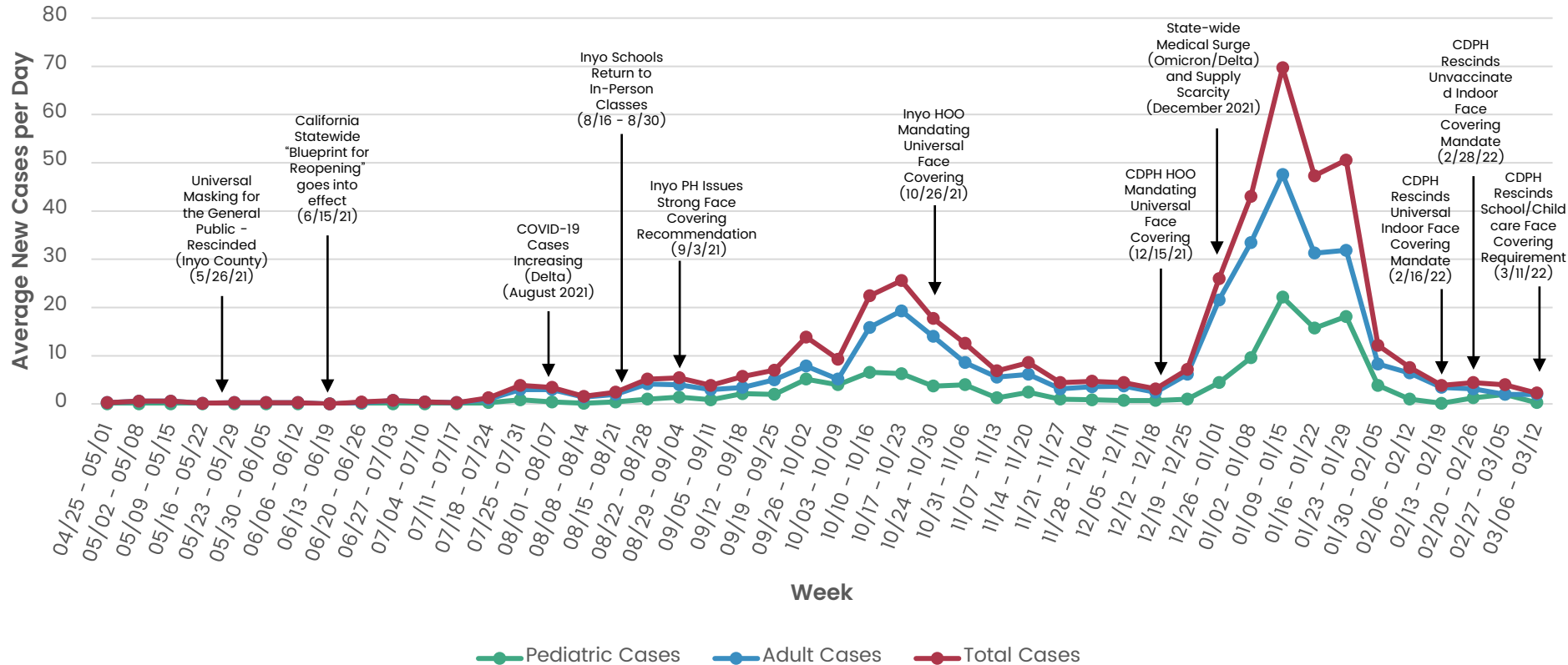
New Weekly COVID-19 Cases by Sex: January, February, and March



Notes:

- As of 01/04/2022, case counts reflect cases confirmed by PCR and antigen testing. Prior to 01/04/2022, only PCR-confirmed cases were included in data sets.
- Due to current stress from increases in COVID-19 cases locally and statewide on California infectious disease reporting and contact tracing platforms CalRedie and CalConnect and Inyo County Public Health, case counts may be underreported.
- There are six (6) cases with no known date of birth in January 2022
- There are three (3) cases with no known date of birth in February 2022

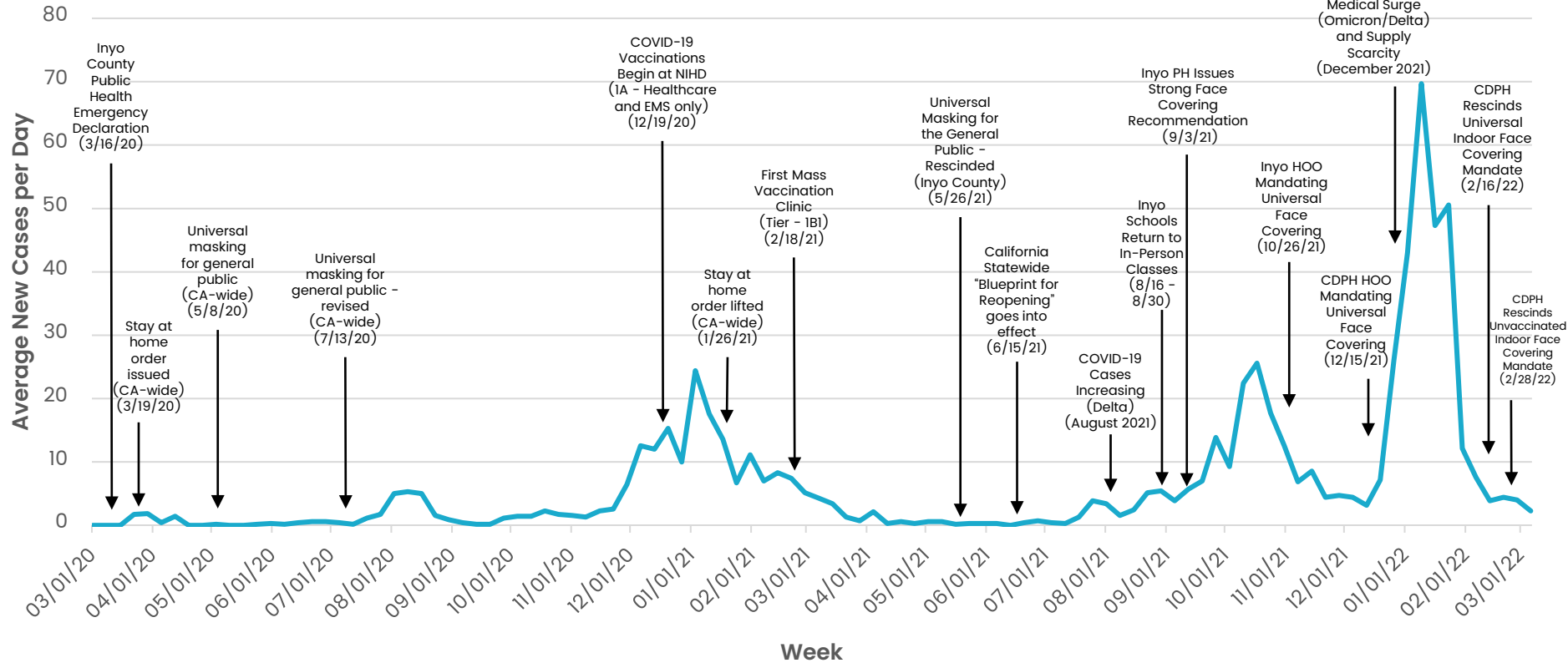
7-Day Average of New COVID-19 Cases (Since May 2021)



Notes:

- As of 01/04/2022, case counts reflect cases confirmed by PCR and antigen testing. Prior to 01/04/2022, only PCR-confirmed cases were included in data sets.
- Due to current stress from increases in COVID-19 cases locally and statewide on California infectious disease reporting and contact tracing platforms CalRedie and CalConnect and Inyo County Public Health, case counts may be underreported.
- There are six (6) cases with no known date of birth in January 2022
- There are three (3) cases with no known date of birth in February 2022

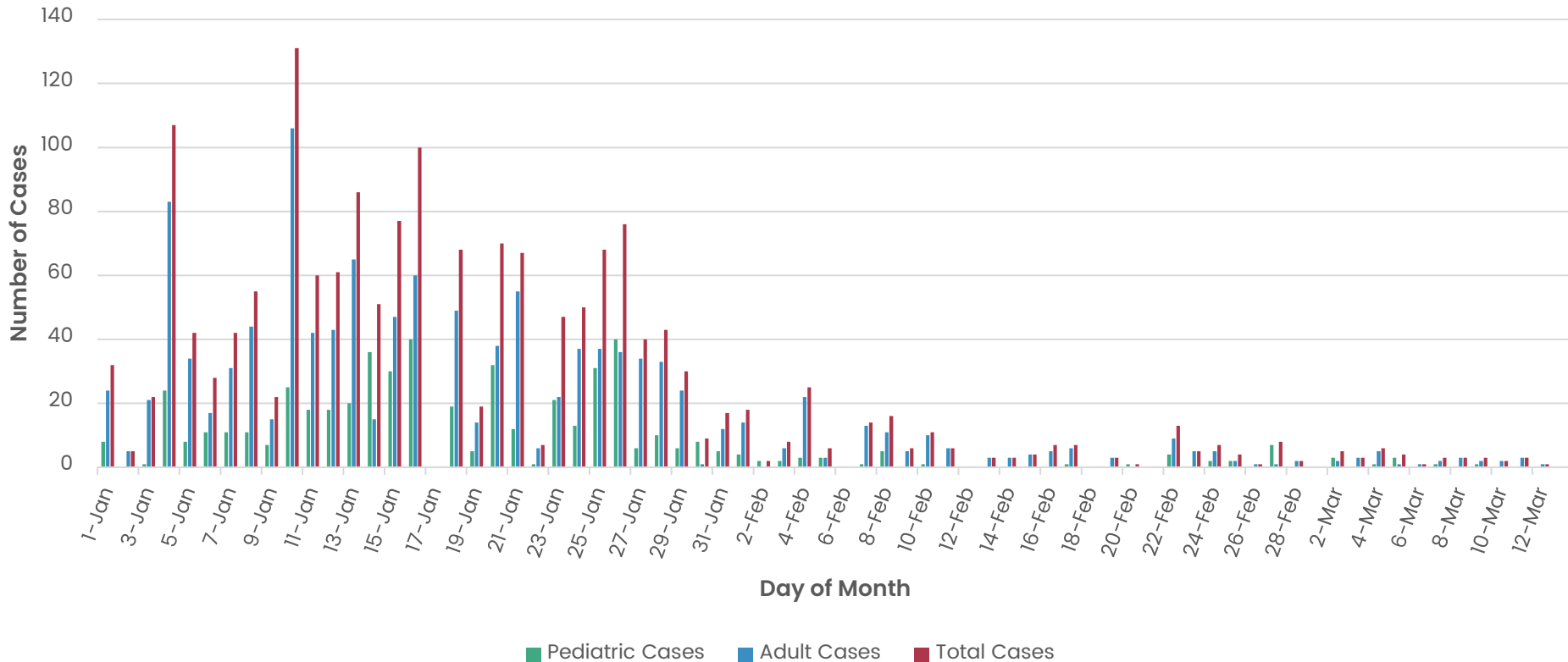
7-Day Average of New COVID-19 Cases (Since March 2020)



Notes:

- As of 01/04/2022, case counts reflect cases confirmed by PCR and antigen testing. Prior to 01/04/2022, only PCR-confirmed cases were included in data sets.
- Due to current stress from increases in COVID-19 cases locally and statewide on California infectious disease reporting and contact tracing platforms CalRedie and CalConnect and Inyo County Public Health, case counts may be underreported.
- There are six (6) cases with no known date of birth in January 2022
- There are three (3) cases with no known date of birth in February 2022

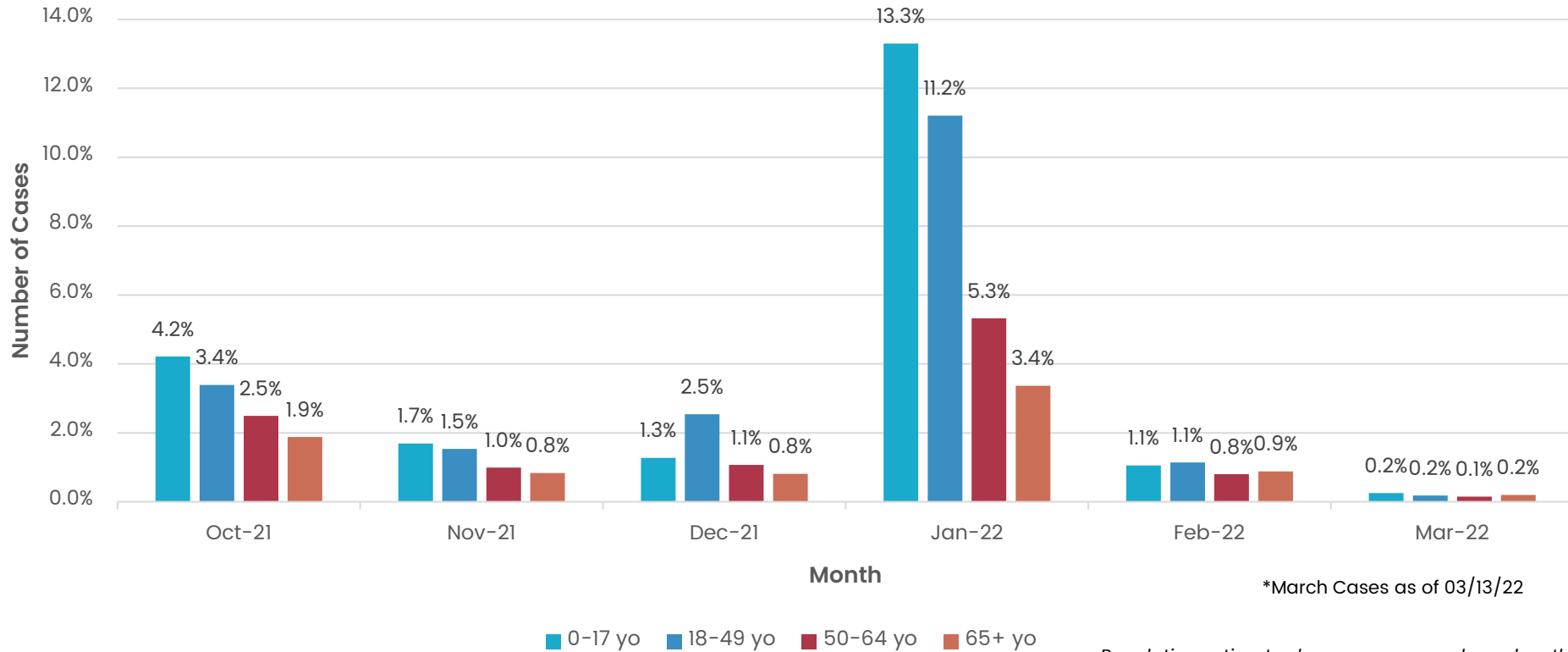
New Daily COVID-19 Cases: January, February, and March



Notes:

- As of 01/04/2022, case counts reflect cases confirmed by PCR and antigen testing. Prior to 01/04/2022, only PCR-confirmed cases were included in data sets.
- Due to current stress from increases in COVID-19 cases locally and statewide on California infectious disease reporting and contact tracing platforms CalRedie and CalConnect and Inyo County Public Health, case counts may be underreported.
- There are six (6) cases with no known date of birth in January 2022
- There are three (3) cases with no known date of birth in February 2022

Proportion of New COVID-19 Cases by Age and Month

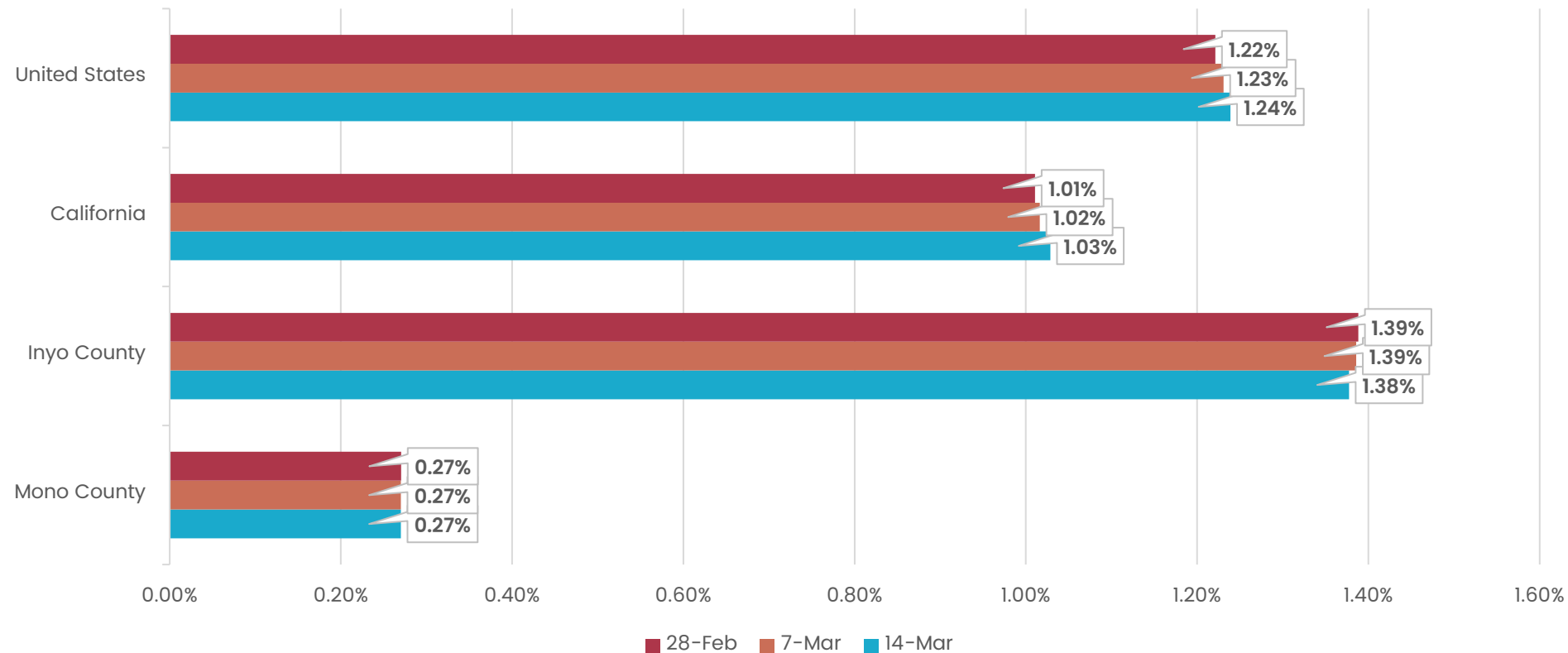


Population estimates by age group are based on the 2019 American Community Survey 5-Year Estimates

Notes:

- As of 01/04/2022, case counts reflect cases confirmed by PCR and antigen testing. Prior to 01/04/2022, only PCR-confirmed cases were included in data sets.
- Due to current stress from increases in COVID-19 cases locally and statewide on California infectious disease reporting and contact tracing platforms CalRedie and CalConnect and Inyo County Public Health, case counts may be underreported.
- There are six (6) cases with no known date of birth in January 2022
- There are three (3) cases with no known date of birth in February 2022

COVID-19 Case Fatality Rates Over the Last Three Weeks



Notes:

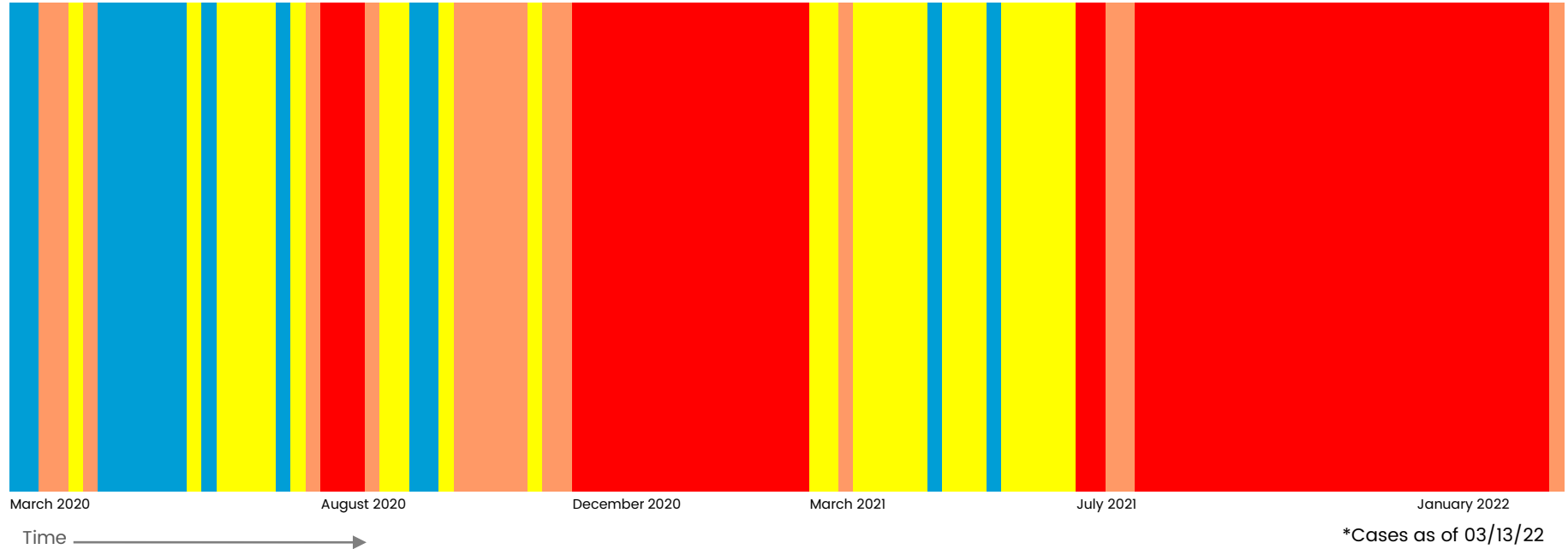
- As of 01/04/2022, case counts reflect cases confirmed by PCR and antigen testing. Prior to 01/04/2022, only PCR-confirmed cases were included in data sets.
- Due to current stress from increases in COVID-19 cases locally and statewide on California infectious disease reporting and contact tracing platforms CalRedie and CalConnect and Inyo County Public Health, case counts may be underreported.
- There are six (6) cases with no known date of birth in January 2022
- There are three (3) cases with no known date of birth in February 2022

CDC Transmission Key

	per 100,000	per 20,000
High	>100	>20
Significant	50 to 99	11 to 20
Moderate	10 to 49	2 to 10
Low	<10	<2



Weeks Spent in Transmission Category since March 2020



Notes:

- As of 01/04/2022, case counts reflect cases confirmed by PCR and antigen testing. Prior to 01/04/2022, only PCR-confirmed cases were included in data sets.
- Due to current stress from increases in COVID-19 cases locally and statewide on California infectious disease reporting and contact tracing platforms CalRedie and CalConnect and Inyo County Public Health, case counts may be underreported.
- There are six (6) cases with no known date of birth in January 2022
- There are three (3) cases with no known date of birth in February 2022

COVID-19 RESPONSE



Questions?

Email:

HealthOfficer@inyocounty.us