



**COVID-19
RESPONSE**

**RESPUESTA AL
COVID-19**

INYO

WEEKLY EPIDEMIOLOGICAL REPORT

SEPTEMBER 12, 2022

WEEKLY COVID-19 QUICK FACTS

- Current COVID-19 Community Transmission Level: **MEDIUM**
- Local Recommendations for COVID-19 Prevention:
 1. **All residents should consider wearing a mask on public transportation and in public venues where the risk of COVID-19 transmission is high**
 2. **All vaccine-eligible residents should complete their primary COVID-19 vaccine series and receive a booster dose (To find a local vaccine provider, please visit www.inyocounty.us/vaccine-clinics)**
 3. **Those at high-risk for severe illness should take additional precautions including avoiding non-essential indoor activities in public spaces where exposure could occur**
- There are **NO** Inyo County **COVID-19 related mandates** currently in place

ABOUT COVID-19 COMMUNITY LEVEL

Low	Medium	High
<ul style="list-style-type: none">Stay up to date with COVID-19 vaccinesGet tested if you have symptoms	<ul style="list-style-type: none">If you are at high risk for severe illness, talk to your healthcare provider about whether you need to wear a mask and take other precautionsStay up to date with COVID-19 vaccinesGet tested if you have symptoms	<ul style="list-style-type: none">Wear a mask indoors in publicStay up to date with COVID-19 vaccinesGet tested if you have symptomsAdditional precautions may be needed for people at high risk for severe illness

People may choose to mask at any time. People with [symptoms, a positive test, or exposure](#) to someone with COVID-19 should wear a mask. Masks are recommended in indoor public transportation settings and may be required in other places by local or state authorities.

The COVID-19 Community Index was developed by the CDC to help communities guide local COVID-19 prevention measures.

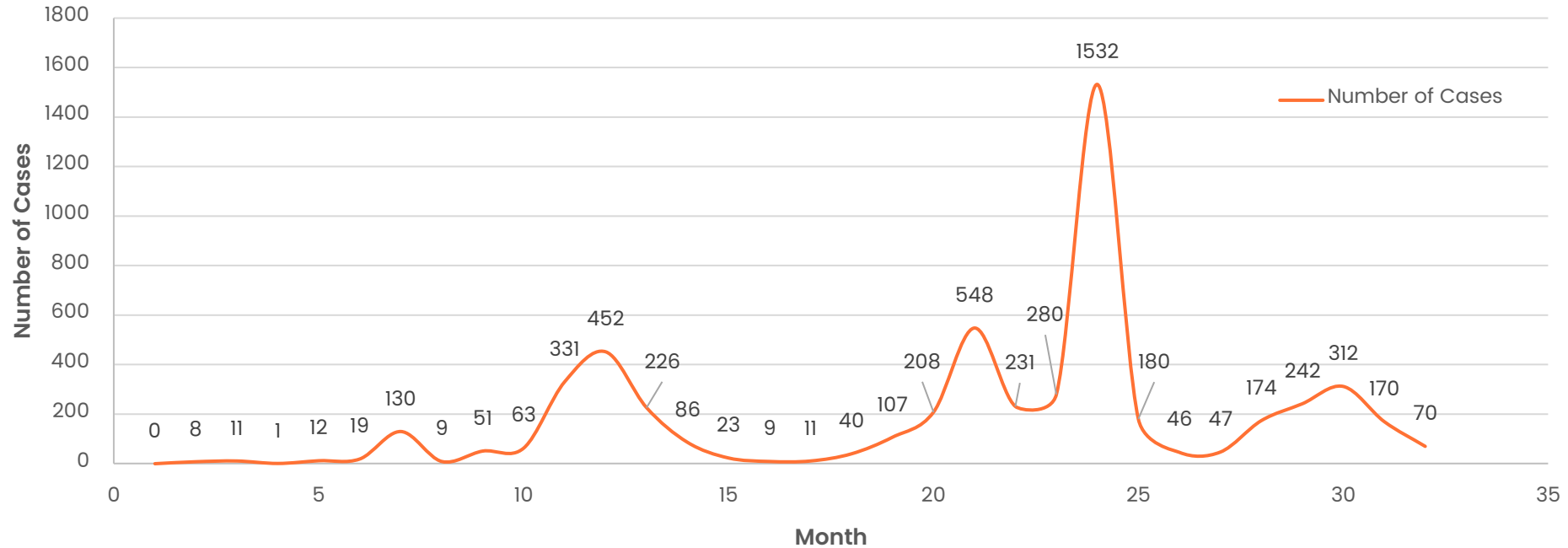
Levels are based on factors like new COVID-19 hospital admissions, the percentage of inpatient hospital beds occupied by patients with COVID-19, and the number of new COVID-19 cases over the past 7 days.

For additional information on the CDC's COVID-19 Community Levels Tool, please visit: www.cdc.gov/coronavirus/2019-ncov/your-health/covid-by-county.html



Total All-Time COVID-19 Cases

February 2020 – August 2022 | 32-Month Period

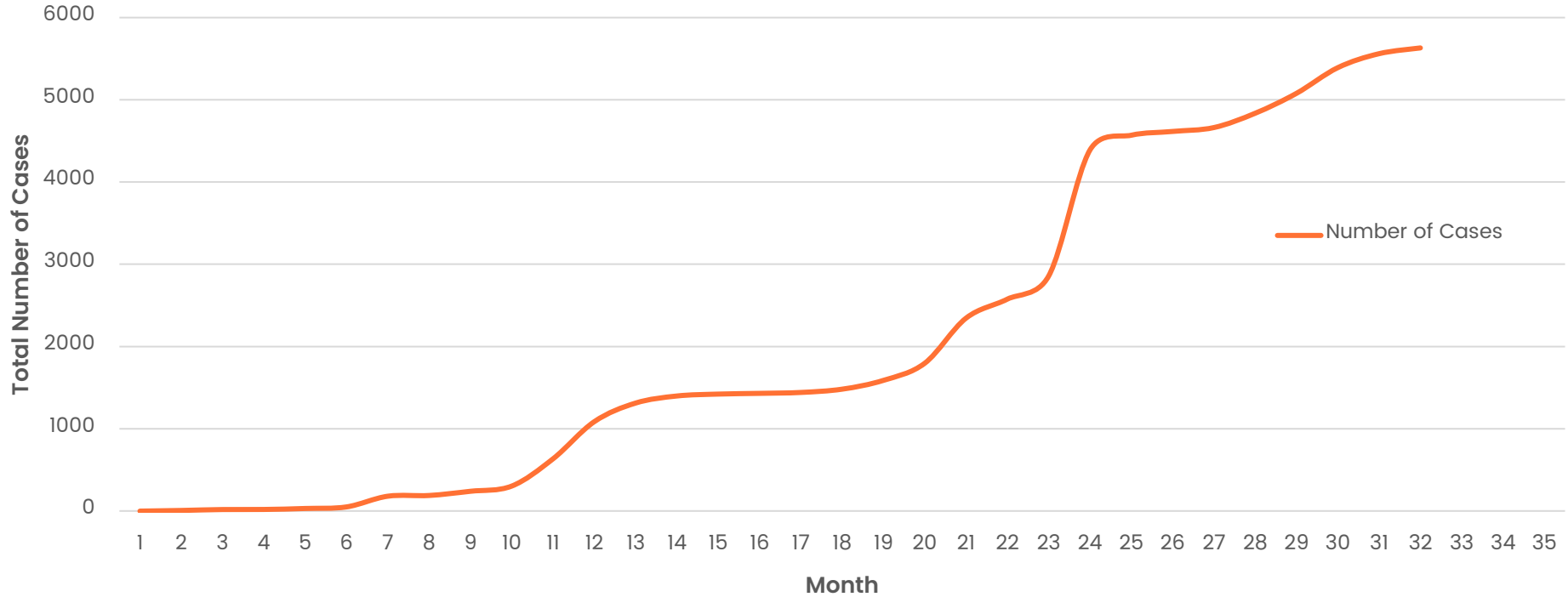


As of 01/04/2022, COVID-19 case counts reflect cases confirmed by PCR and antigen testing. Prior to 01/04/2022, only PCR-confirmed cases were included in data sets.

September cases as of September 11, 2022

Cumulative COVID-19 Cases, Inyo County

February 2020 – August 2022 | 32-Month Period

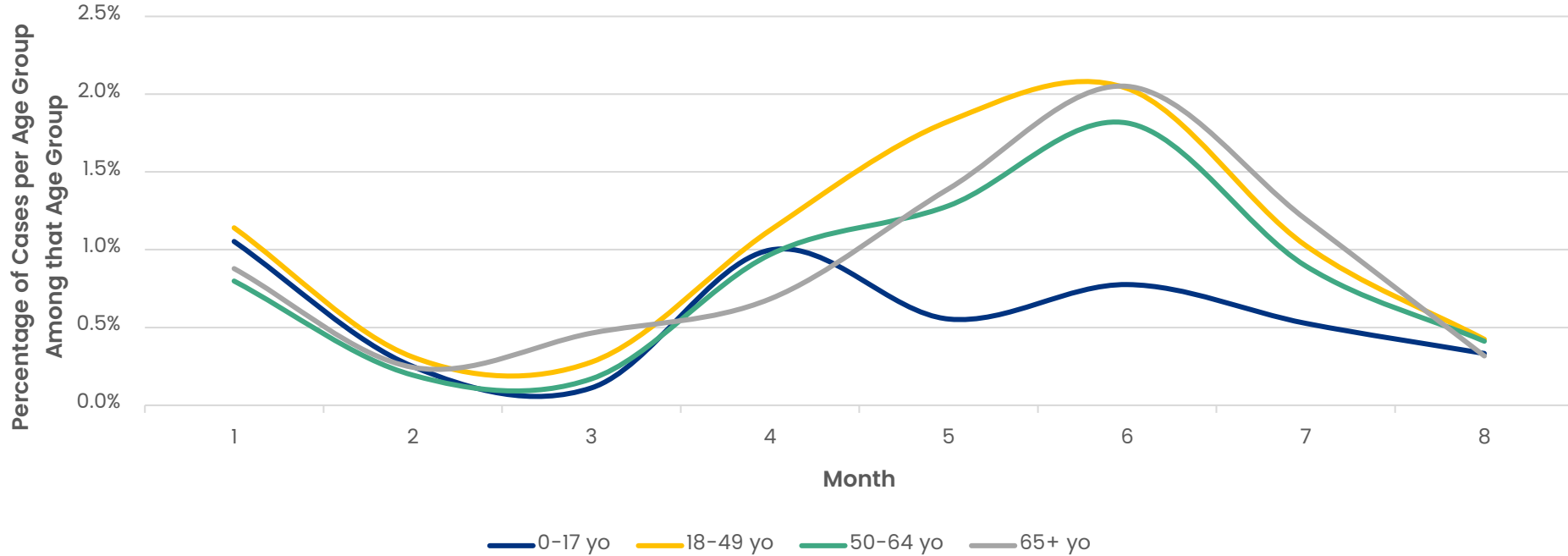


As of 01/04/2022, COVID-19 case counts reflect cases confirmed by PCR and antigen testing. Prior to 01/04/2022, only PCR-confirmed cases were included in data sets.

September cases as of September 11, 2022

Proportion of New COVID-19 Cases by Age* and Month

February 2022 – September 2022 | 8-Month Period



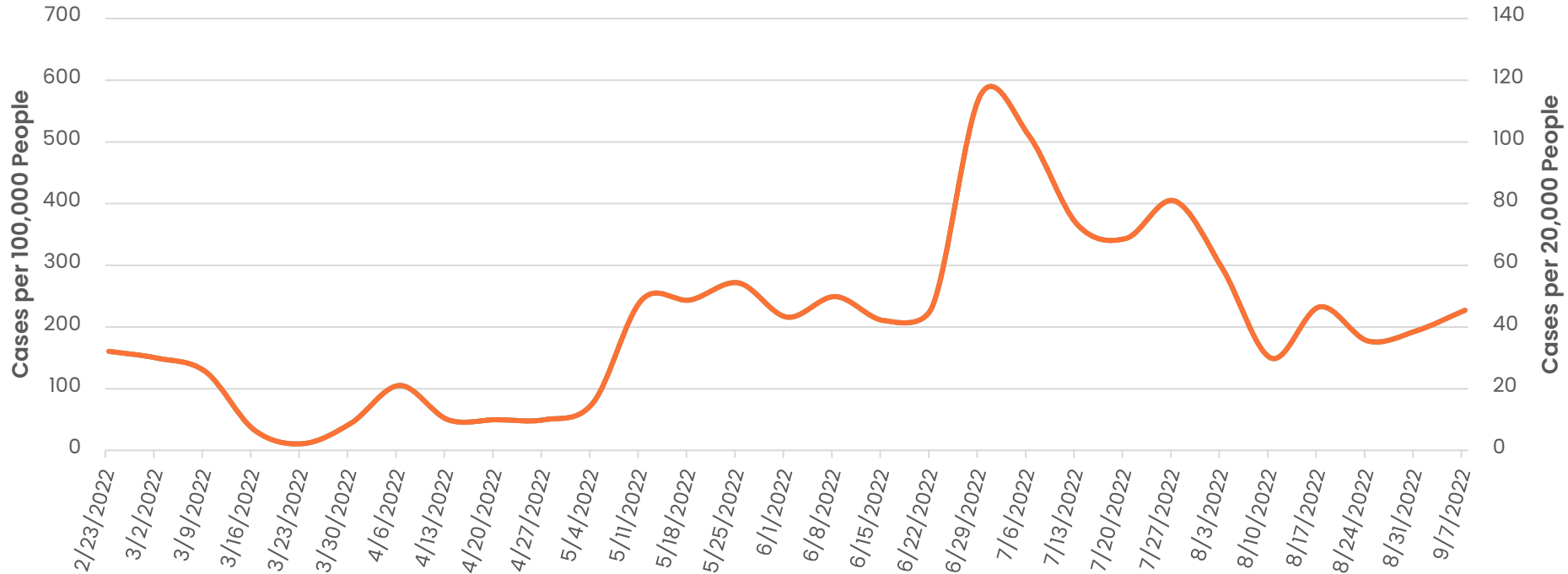
As of 01/04/2022, COVID-19 case counts reflect cases confirmed by PCR and antigen testing. Prior to 01/04/2022, only PCR-confirmed cases were included in data sets.

September cases as of September 11, 2022

* Population estimates by age group are based on the 2019 American Community Survey 5-Year Estimates

COVID-19 Cases per 100,000 (20,000) People, Inyo County (7-day average)

February 2022 – September 2022 | 8-Month Period

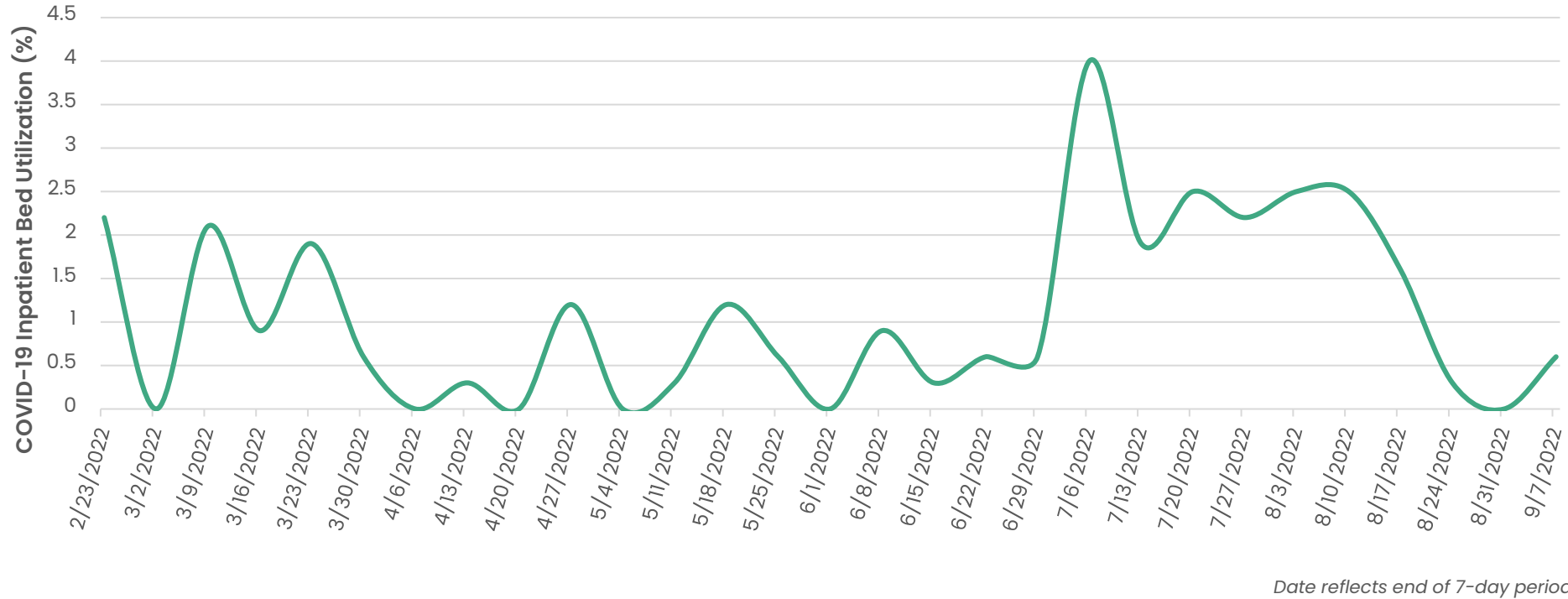


As of 01/04/2022, COVID-19 case counts reflect cases confirmed by PCR and antigen testing. Prior to 01/04/2022, only PCR-confirmed cases were included in data sets.

September cases as of September 7, 2022

Percent of Staffed Inpatient Beds Occupied by COVID-19 Patients, Inyo County (7-day average)

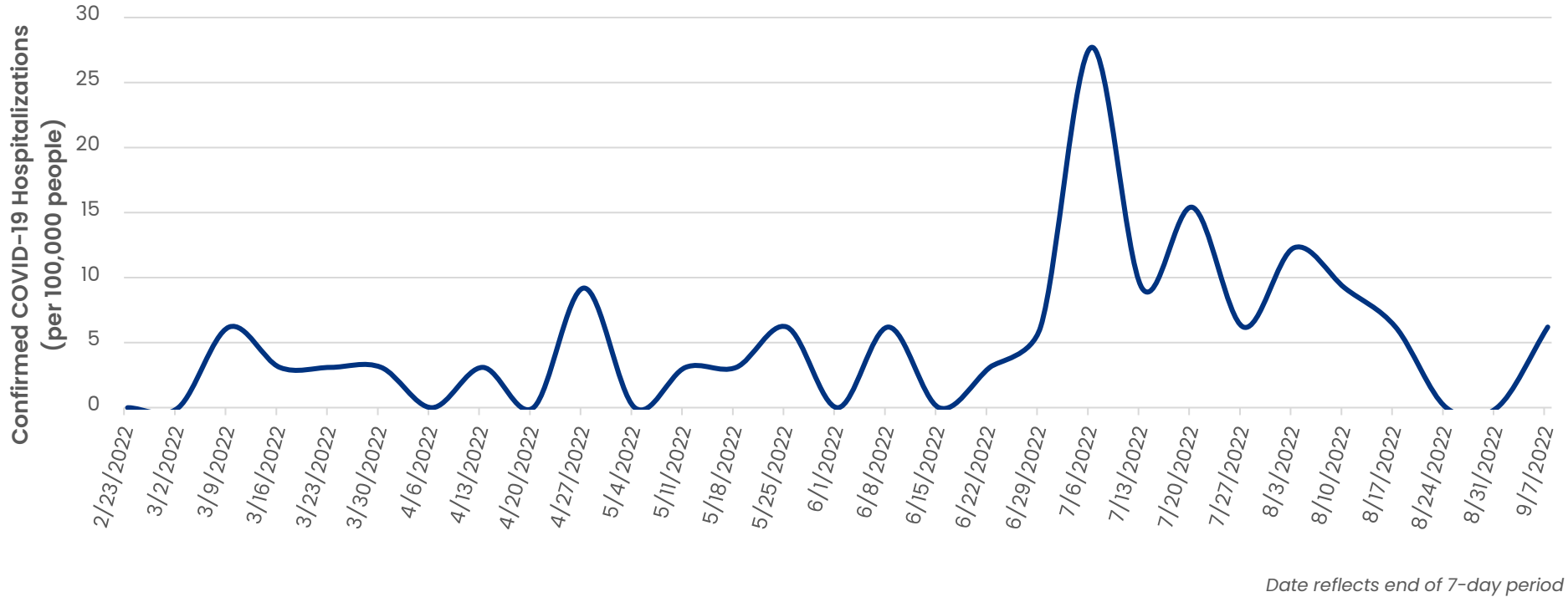
February 2022 – September 2022 | 8-Month Period



Date reflects end of 7-day period

Number of Hospitalized COVID-19 Confirmed Patients Per 100,000 People, Inyo County (7-day average)

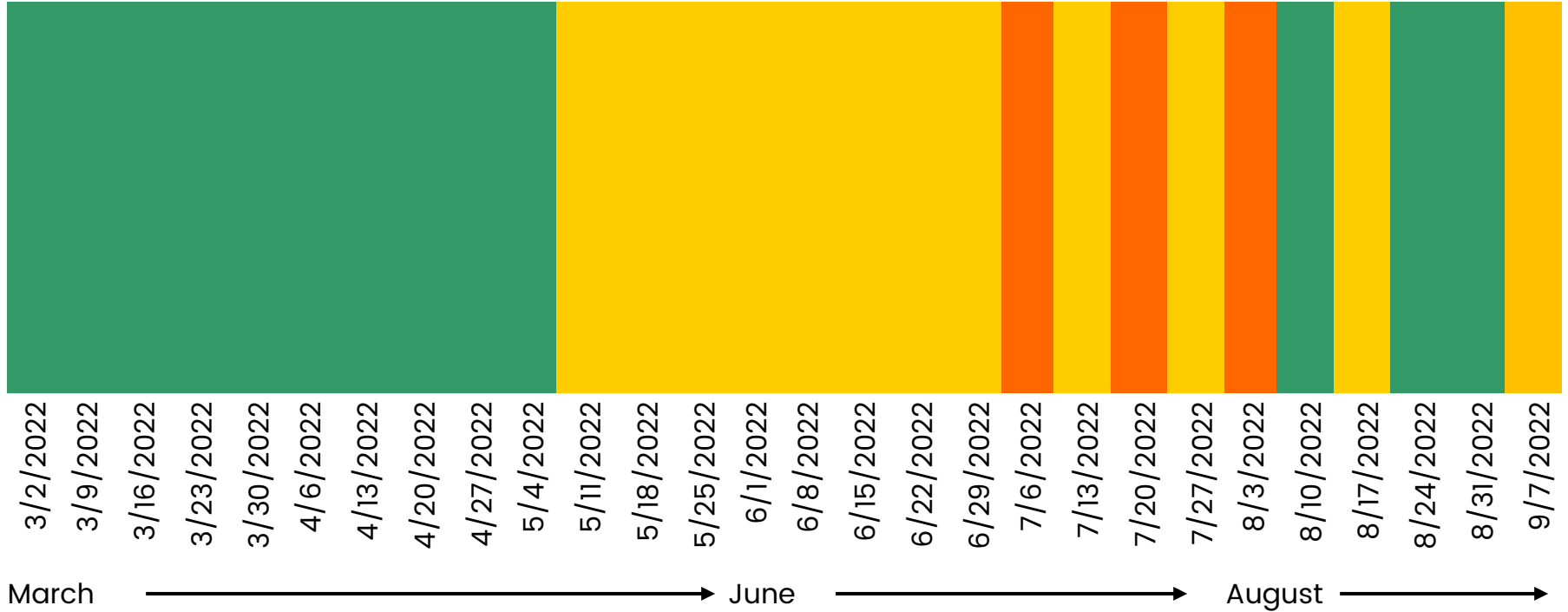
February 2022 – September 2022 | 8-Month Period



Date reflects end of 7-day period

COVID-19 Community Transmission Level

February 2022 – September 2022 | 8-Month Period



Inyo County Deaths From COVID-19

All Time

		NUMBER OF DEATHS
INYO COUNTY TOTAL		59
RACE/ETHNICITY	American Indian/Alaska Native	12
	Other Race	1
	Unknown Race	10
	White	36
	Hispanic/Latino	3
AGE	18-49 Years	4
	50-64 Years	7
	65+ Years	48
GENDER	Female	17
	Male	36
	Unknown	6



**COVID-19
RESPONSE**

**RESPUESTA AL
COVID-19**

INYO

Questions?

Email:

HealthOfficer@inyocounty.us