

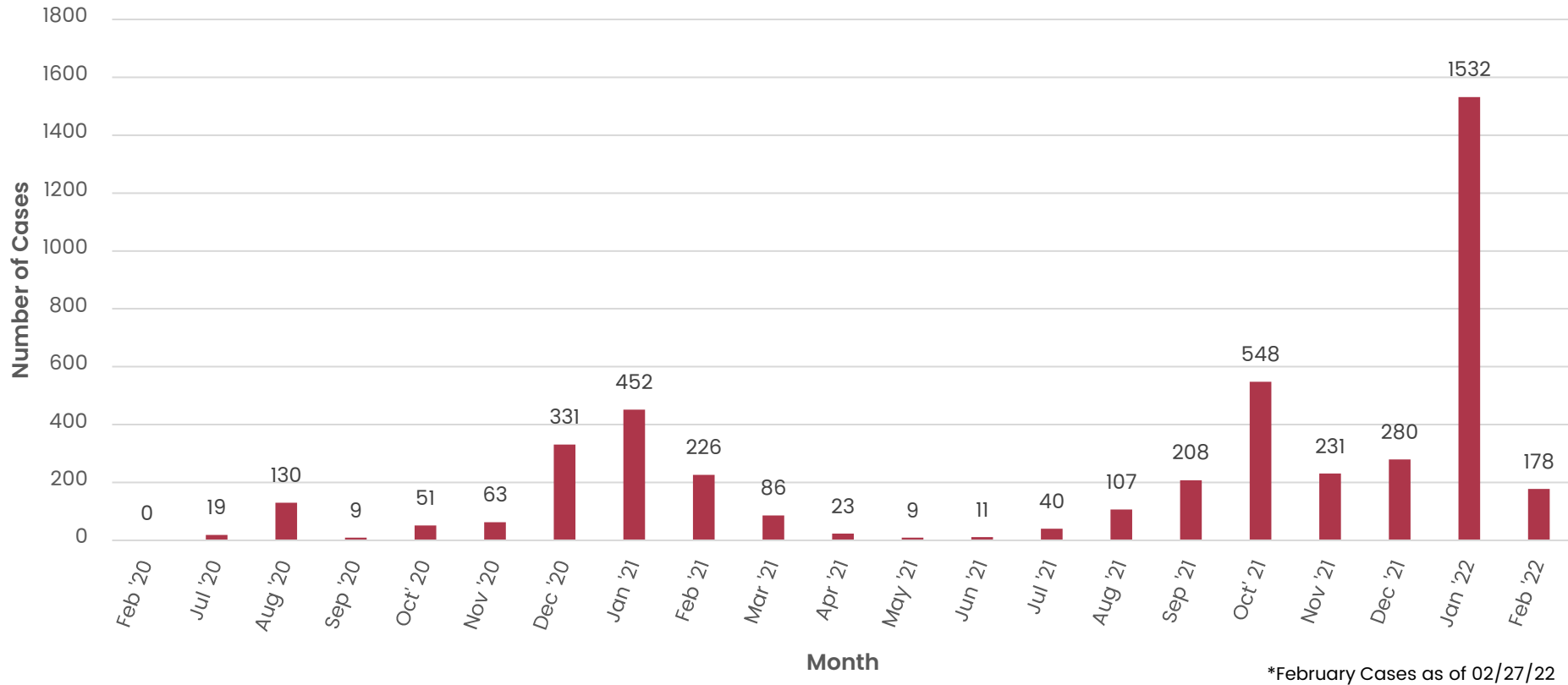


# COVID-19 RESPONSE

## Inyo County COVID-19 Case Trends

Data through February 27, 2022

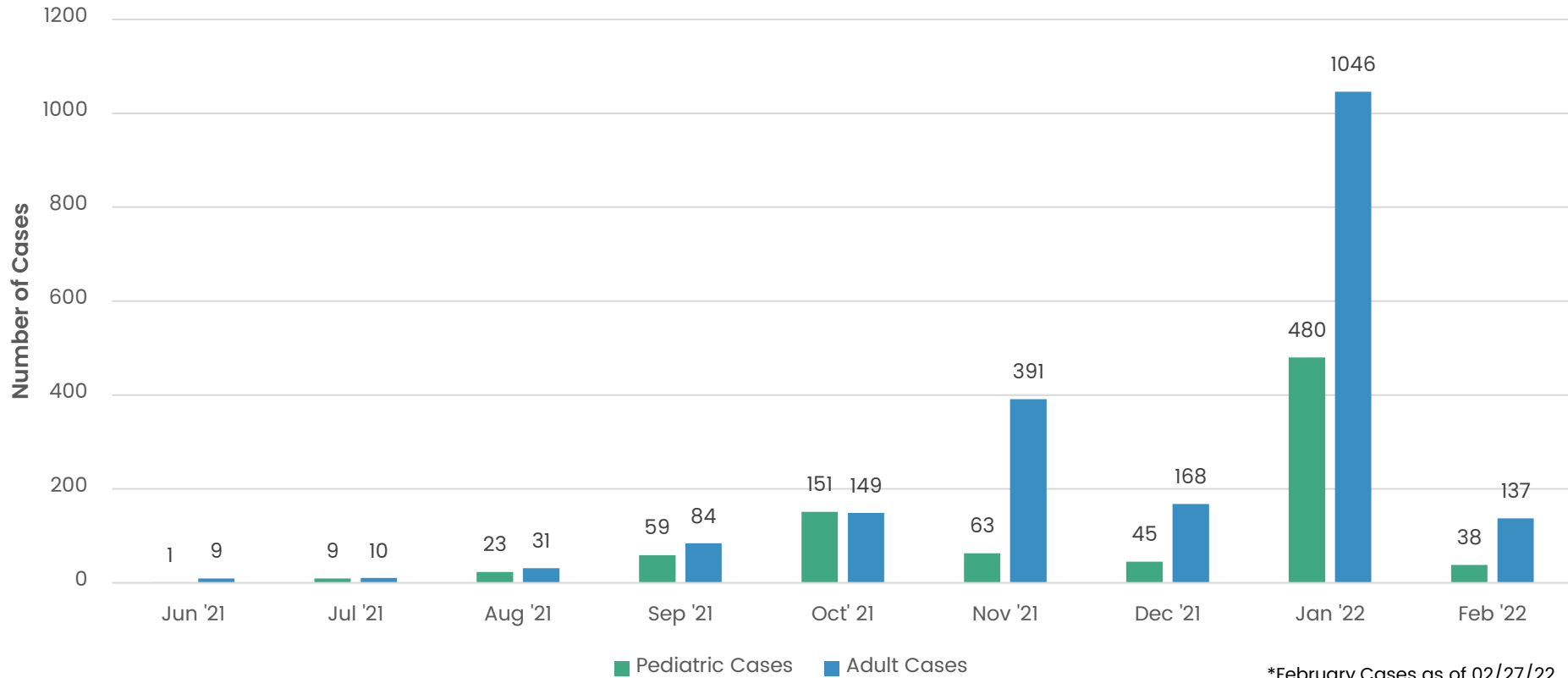
# Total COVID-19 Cases



## Notes:

- As of 01/04/2022, case counts reflect cases confirmed by PCR and antigen testing. Prior to 01/04/2022, only PCR-confirmed cases were included in data sets.
- Due to current stress from increases in COVID-19 cases locally and statewide on California infectious disease reporting and contact tracing platforms CalRedie and CalConnect and Inyo County Public Health, case counts may be underreported.
- There are six (6) cases with no known date of birth in January 2022
- There are three (3) cases with no known date of birth in February 2022

# New Adult and Pediatric COVID-19 Cases by Month

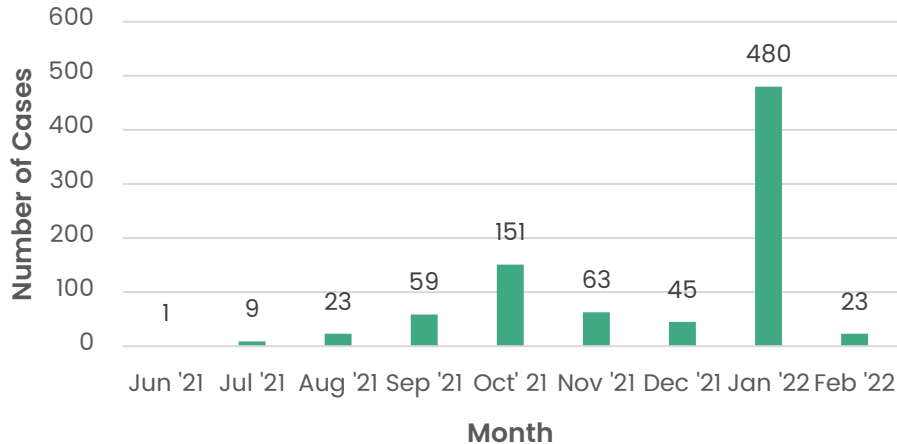


## Notes:

- As of 01/04/2022, case counts reflect cases confirmed by PCR and antigen testing. Prior to 01/04/2022, only PCR-confirmed cases were included in data sets.
- Due to current stress from increases in COVID-19 cases locally and statewide on California infectious disease reporting and contact tracing platforms CalRedie and CalConnect and Inyo County Public Health, case counts may be underreported.
- There are six (6) cases with no known date of birth in January 2022
- There are three (3) cases with no known date of birth in February 2022

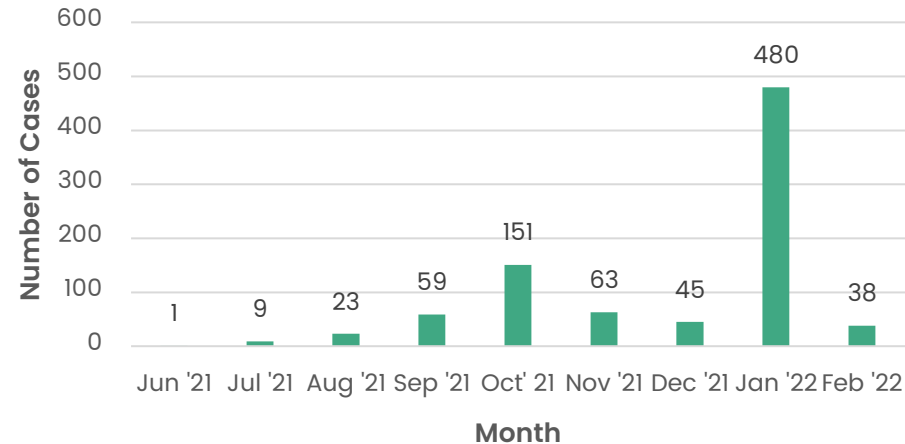
# New Monthly Pediatric COVID-19 Cases: Last Week's Report Compared to This Week's Report

## Monthly New Pediatric COVID-19 Cases



February Cases as of 02/20/22

## Monthly New Pediatric COVID-19 Cases



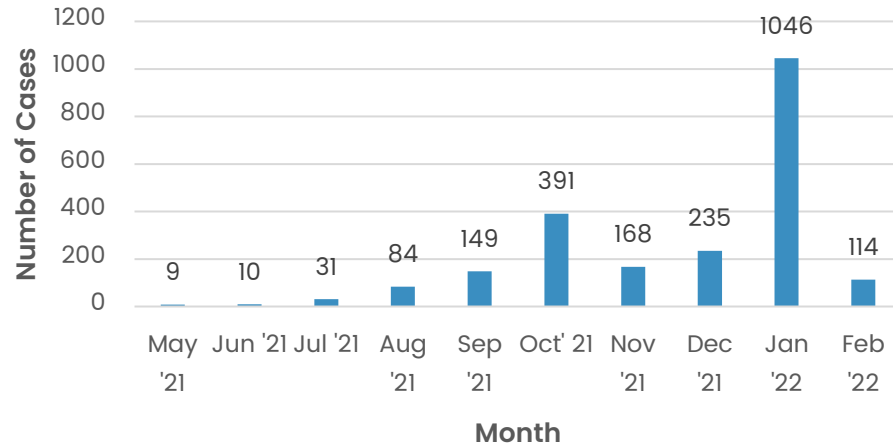
February Cases as of 02/27/22

### Notes:

- As of 01/04/2022, case counts reflect cases confirmed by PCR and antigen testing. Prior to 01/04/2022, only PCR-confirmed cases were included in data sets.
- Due to current stress from increases in COVID-19 cases locally and statewide on California infectious disease reporting and contact tracing platforms CalRedie and CalConnect and Inyo County Public Health, case counts may be underreported.
- There are six (6) cases with no known date of birth in January 2022
- There are three (3) cases with no known date of birth in February 2022

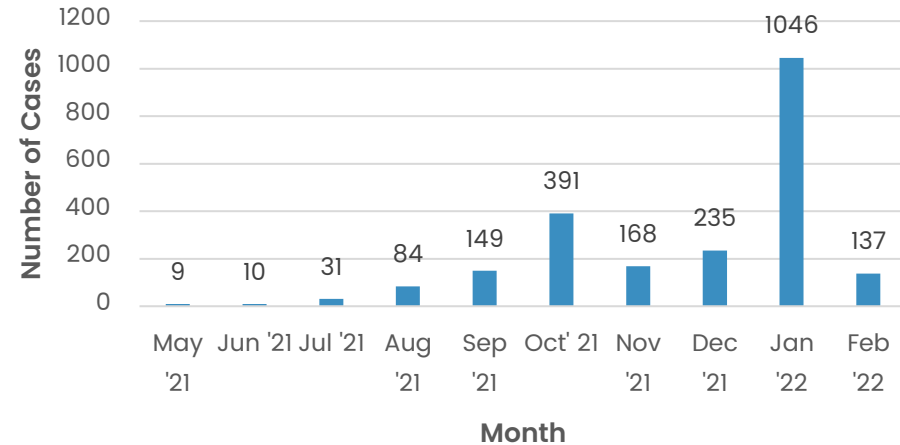
# New Monthly Adult COVID-19 Cases: Last Week's Report Compared to This Week's Report

## Monthly New Adult COVID-19 Cases



**February Cases as of 02/20/22**

## Monthly New Adult COVID-19 Cases



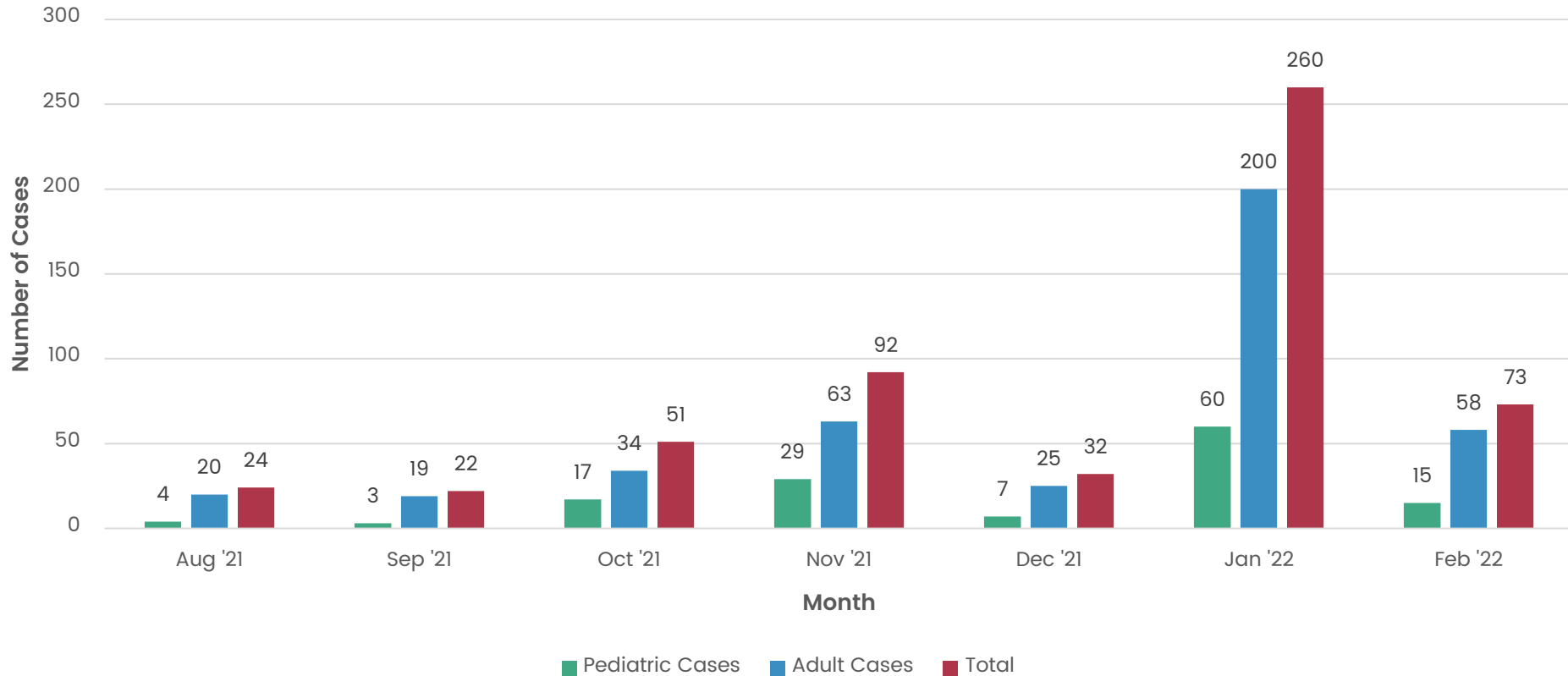
**February Cases as of 02/27/22**

### Notes:

- As of 01/04/2022, case counts reflect cases confirmed by PCR and antigen testing. Prior to 01/04/2022, only PCR-confirmed cases were included in data sets.
- Due to current stress from increases in COVID-19 cases locally and statewide on California infectious disease reporting and contact tracing platforms CalRedie and CalConnect and Inyo County Public Health, case counts may be underreported.
- There are six (6) cases with no known date of birth in January 2022
- There are three (3) cases with no known date of birth in February 2022



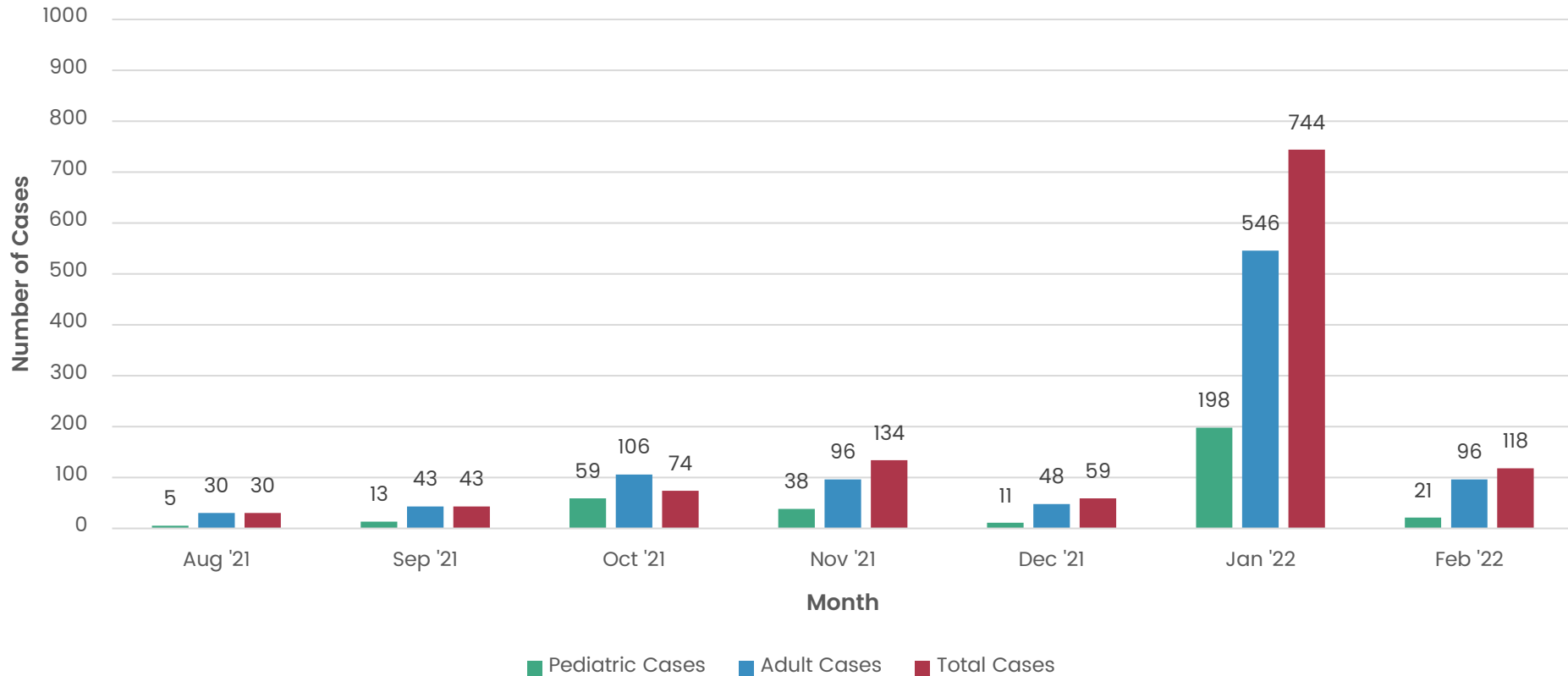
## Total New COVID-19 Cases First Week of Month



### Notes:

- As of 01/04/2022, case counts reflect cases confirmed by PCR and antigen testing. Prior to 01/04/2022, only PCR-confirmed cases were included in data sets.
- Due to current stress from increases in COVID-19 cases locally and statewide on California infectious disease reporting and contact tracing platforms CalRedie and CalConnect and Inyo County Public Health, case counts may be underreported.
- There are six (6) cases with no known date of birth in January 2022
- There are three (3) cases with no known date of birth in February 2022

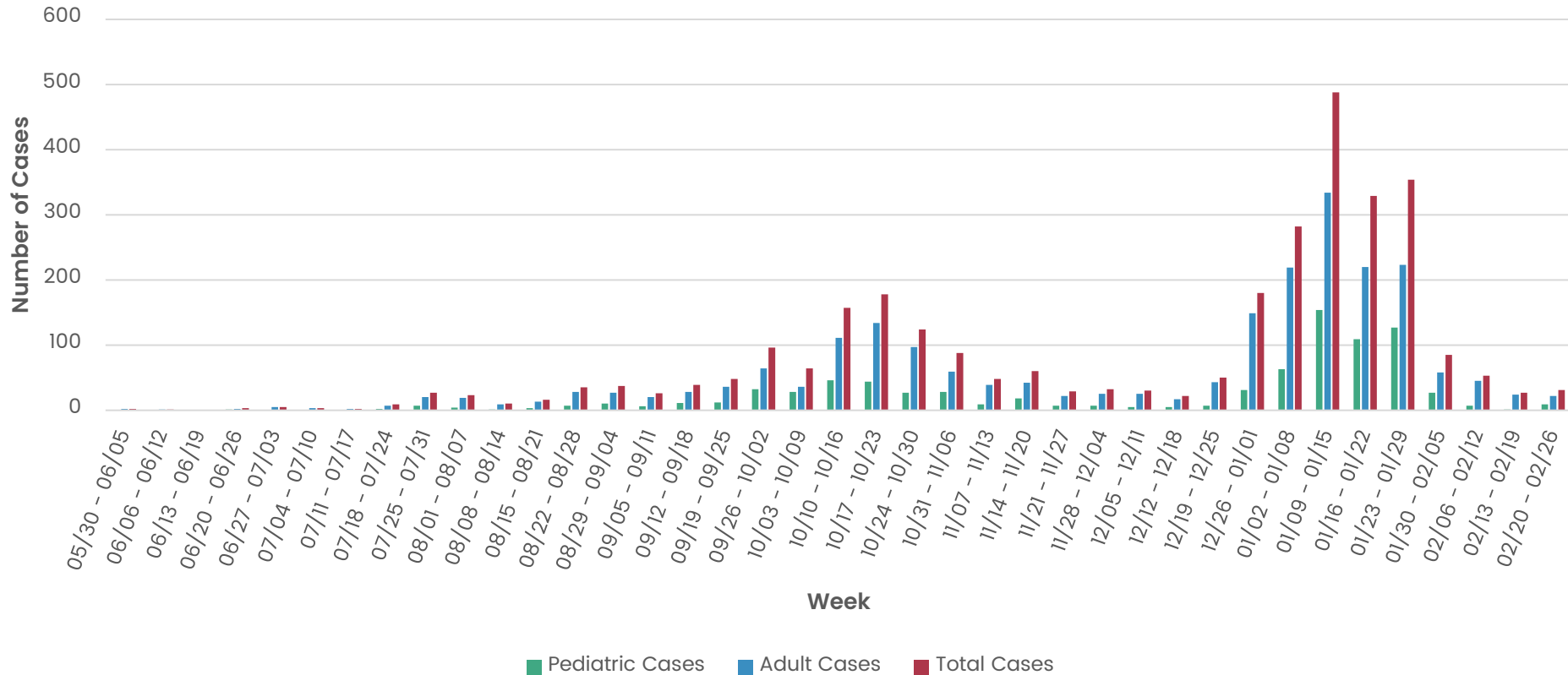
# Total New COVID-19 Cases First Two Weeks of Month



## Notes:

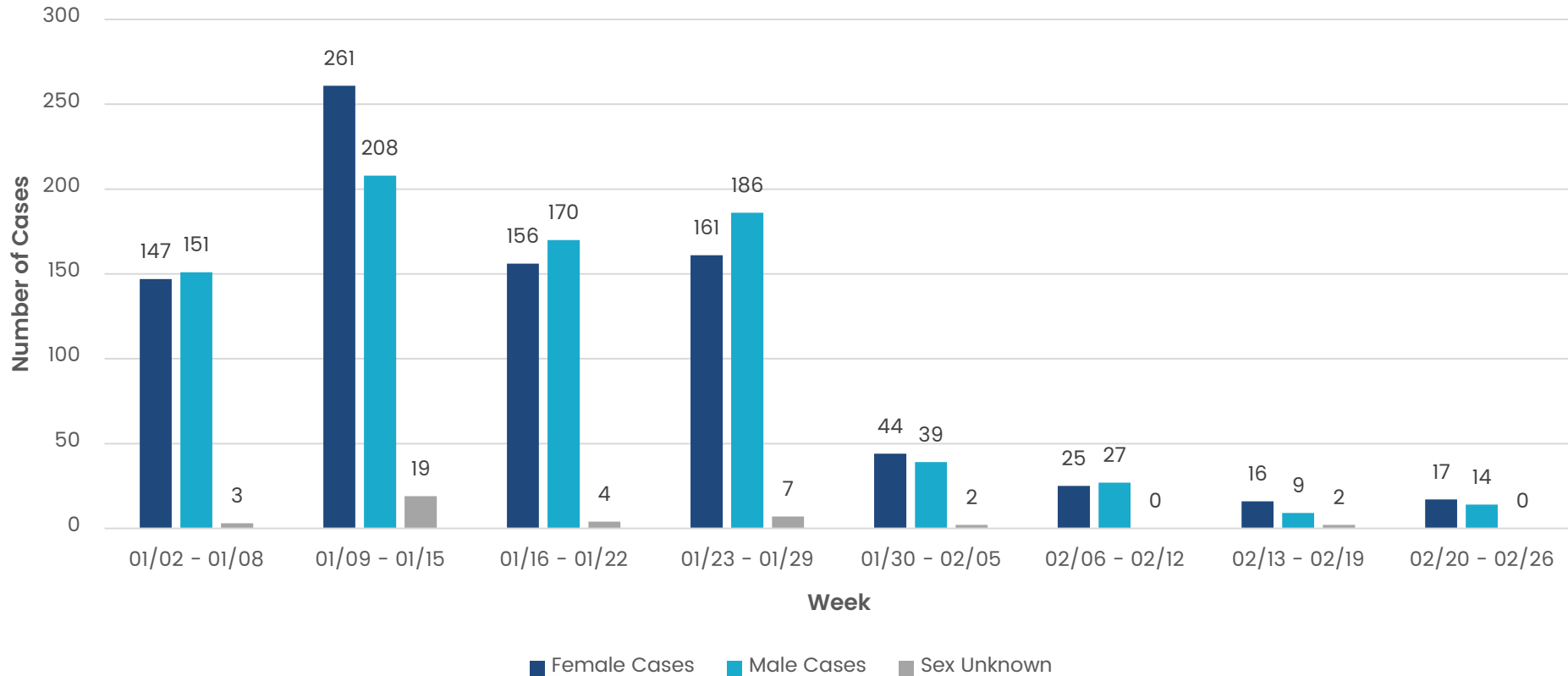
- As of 01/04/2022, case counts reflect cases confirmed by PCR and antigen testing. Prior to 01/04/2022, only PCR-confirmed cases were included in data sets.
- Due to current stress from increases in COVID-19 cases locally and statewide on California infectious disease reporting and contact tracing platforms CalRedie and CalConnect and Inyo County Public Health, case counts may be underreported.
- There are six (6) cases with no known date of birth in January 2022
- There are three (3) cases with no known date of birth in February 2022

# New Weekly Adult and Pediatric COVID-19 Cases





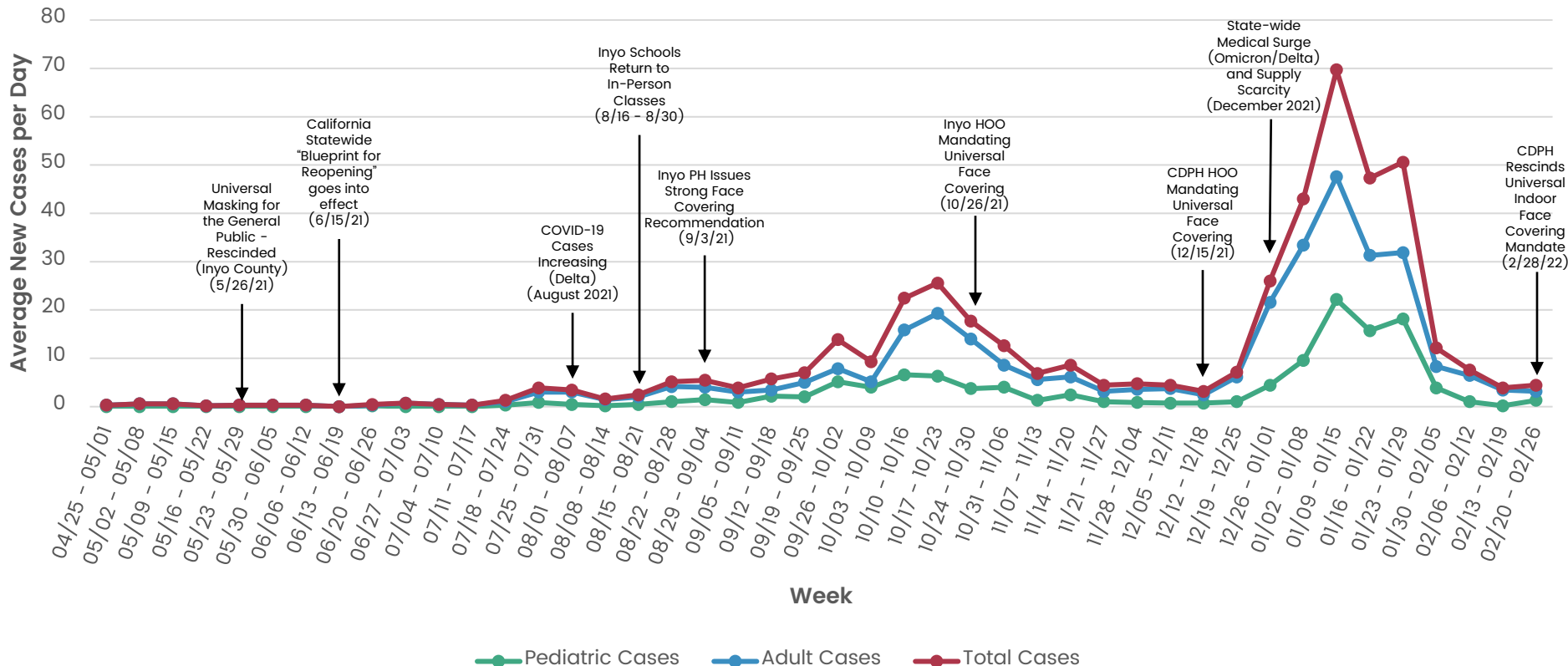
# New Weekly COVID-19 Cases by Sex: January and February



## Notes:

- As of 01/04/2022, case counts reflect cases confirmed by PCR and antigen testing. Prior to 01/04/2022, only PCR-confirmed cases were included in data sets.
- Due to current stress from increases in COVID-19 cases locally and statewide on California infectious disease reporting and contact tracing platforms CalRedie and CalConnect and Inyo County Public Health, case counts may be underreported.
- There are six (6) cases with no known date of birth in January 2022
- There are three (3) cases with no known date of birth in February 2022

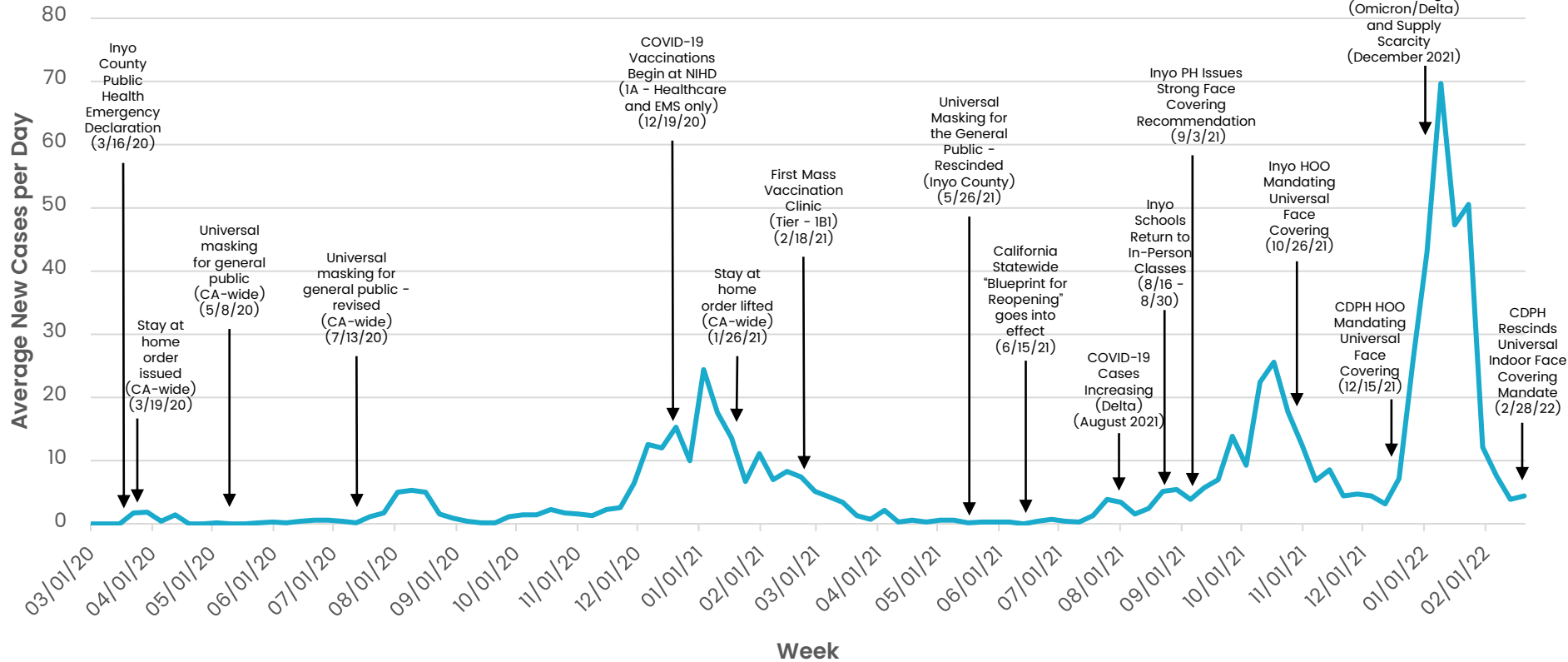
# 7-Day Average of New COVID-19 Cases (Since May 2021)



## Notes:

- As of 01/04/2022, case counts reflect cases confirmed by PCR and antigen testing. Prior to 01/04/2022, only PCR-confirmed cases were included in data sets.
- Due to current stress from increases in COVID-19 cases locally and statewide on California infectious disease reporting and contact tracing platforms CalRedie and CalConnect and Inyo County Public Health, case counts may be underreported.
- There are six (6) cases with no known date of birth in January 2022
- There are three (3) cases with no known date of birth in February 2022

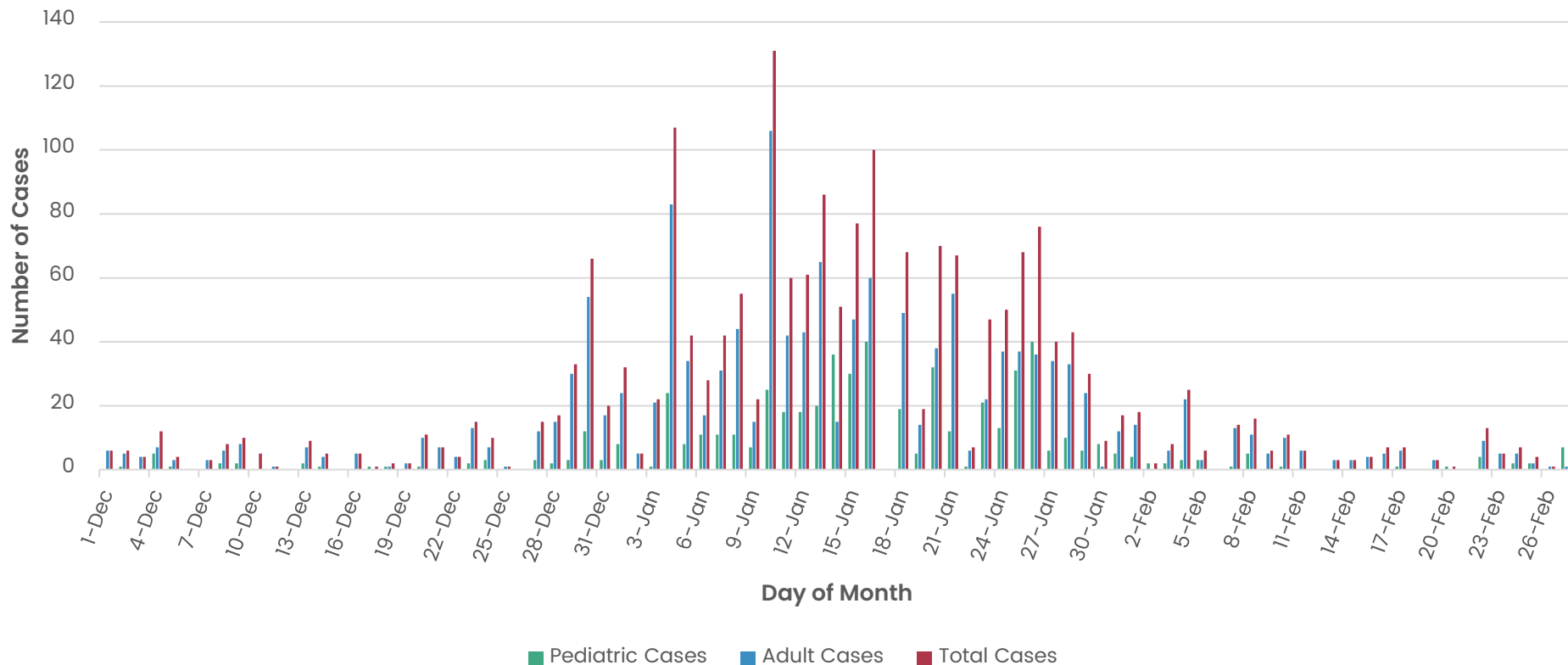
# 7-Day Average of New COVID-19 Cases (Since March 2020)



## Notes:

- As of 01/04/2022, case counts reflect cases confirmed by PCR and antigen testing. Prior to 01/04/2022, only PCR-confirmed cases were included in data sets.
- Due to current stress from increases in COVID-19 cases locally and statewide on California infectious disease reporting and contact tracing platforms CalRedie and CalConnect and Inyo County Public Health, case counts may be underreported.
- There are six (6) cases with no known date of birth in January 2022
- There are three (3) cases with no known date of birth in February 2022

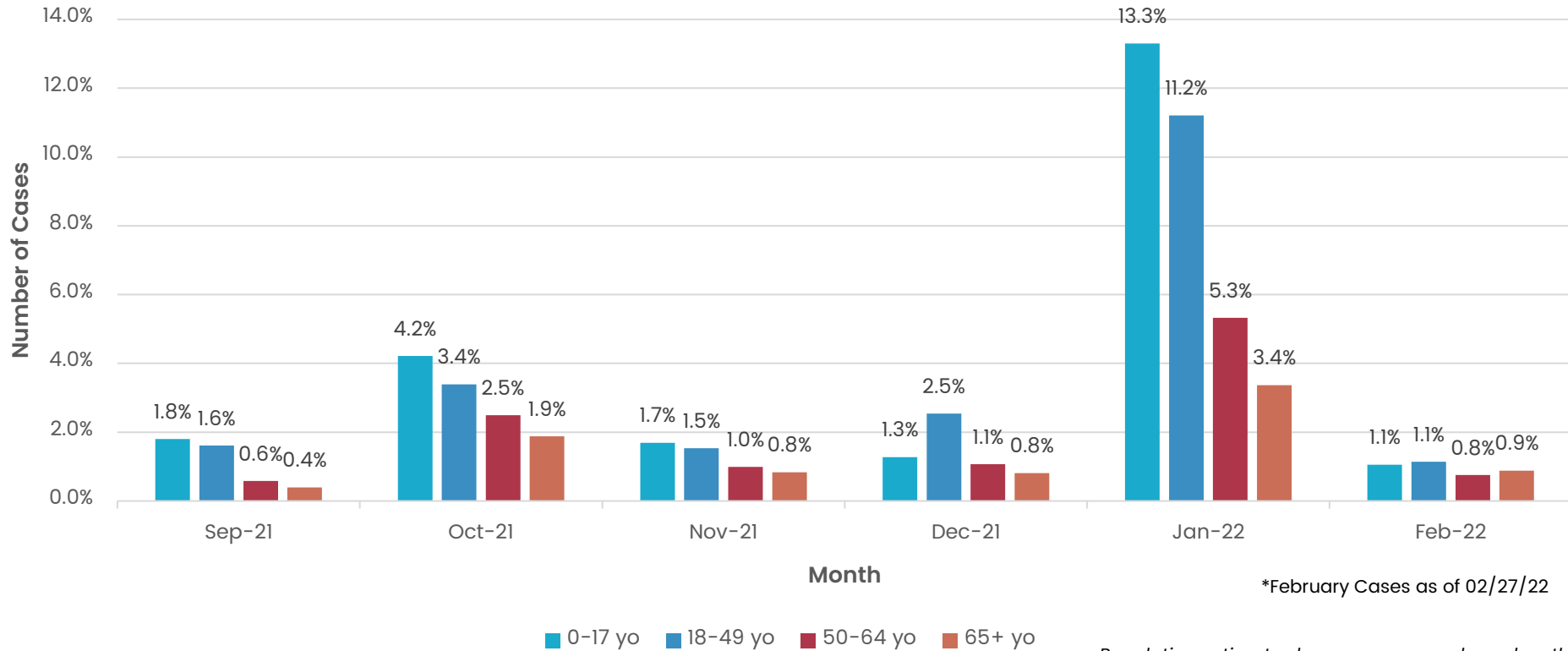
# New Daily COVID-19 Cases: December, January, and February



## Notes:

- As of 01/04/2022, case counts reflect cases confirmed by PCR and antigen testing. Prior to 01/04/2022, only PCR-confirmed cases were included in data sets.
- Due to current stress from increases in COVID-19 cases locally and statewide on California infectious disease reporting and contact tracing platforms CalRedie and CalConnect and Inyo County Public Health, case counts may be underreported.
- There are six (6) cases with no known date of birth in January 2022
- There are three (3) cases with no known date of birth in February 2022

# Proportion of New COVID-19 Cases by Age and Month

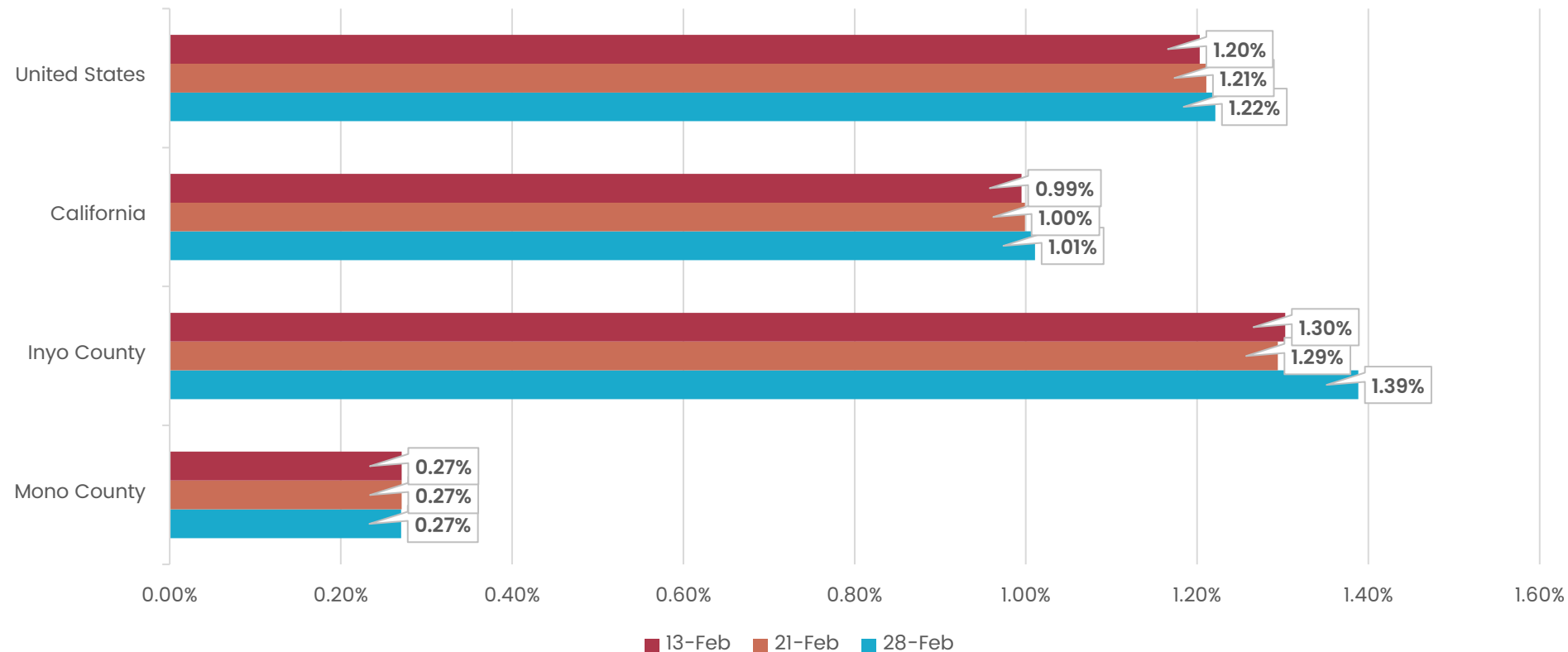


Population estimates by age group are based on the 2019 American Community Survey 5-Year Estimates

## Notes:

- As of 01/04/2022, case counts reflect cases confirmed by PCR and antigen testing. Prior to 01/04/2022, only PCR-confirmed cases were included in data sets.
- Due to current stress from increases in COVID-19 cases locally and statewide on California infectious disease reporting and contact tracing platforms CalRedie and CalConnect and Inyo County Public Health, case counts may be underreported.
- There are six (6) cases with no known date of birth in January 2022
- There are three (3) cases with no known date of birth in February 2022

# COVID-19 Case Fatality Rates Over the Last Three Weeks



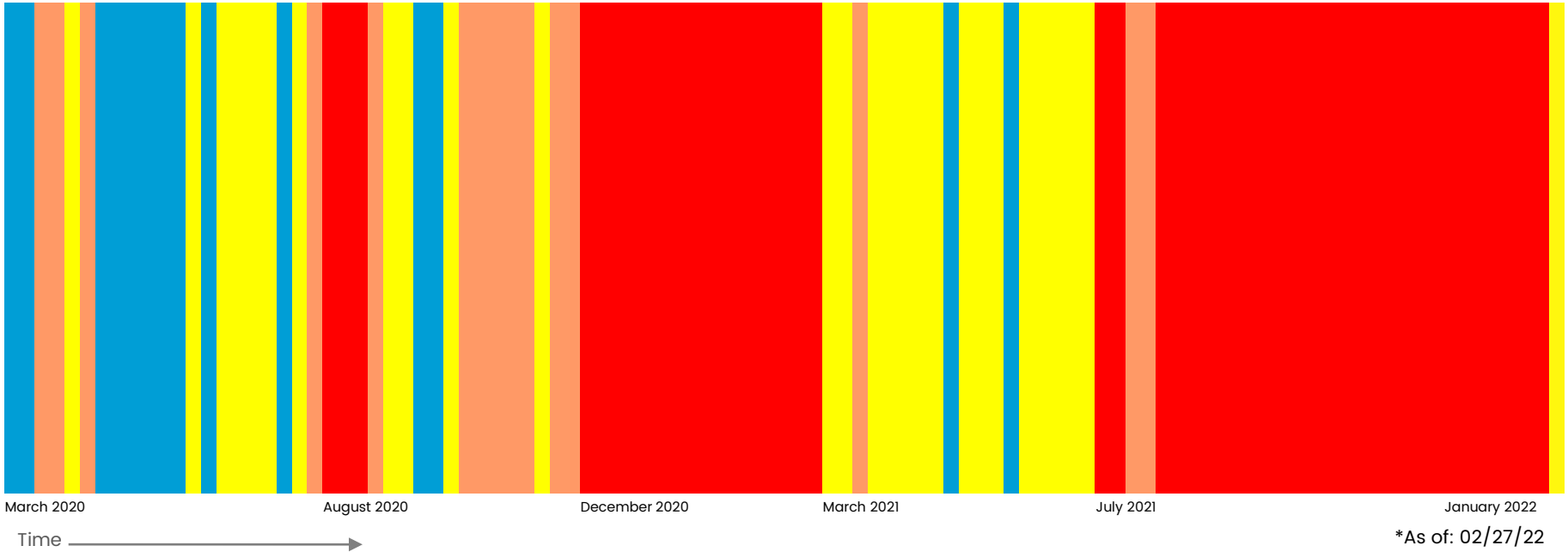
## Notes:

- As of 01/04/2022, case counts reflect cases confirmed by PCR and antigen testing. Prior to 01/04/2022, only PCR-confirmed cases were included in data sets.
- Due to current stress from increases in COVID-19 cases locally and statewide on California infectious disease reporting and contact tracing platforms CalRedie and CalConnect and Inyo County Public Health, case counts may be underreported.
- There are six (6) cases with no known date of birth in January 2022
- There are three (3) cases with no known date of birth in February 2022



CDC Transmission Key		
	per 100,000	per 20,000
High	>100	>20
Significant	50 to 99	11 to 20
Moderate	10 to 49	2 to 10
Low	<10	<2

# Weeks Spent in Transmission Category since March 2020



# COVID-19 RESPONSE



## Questions?

Email:

[HealthOfficer@inyocounty.us](mailto:HealthOfficer@inyocounty.us)