



COVID-19 RESPONSE

COVID-19 Update

Tuesday, January 18, 2022

Case Numbers

Scan the QR Code with a
smart phone, or visit:
inyocounty.us/covid-19/case-numbers



County of Inyo

As of: 01/18/2022

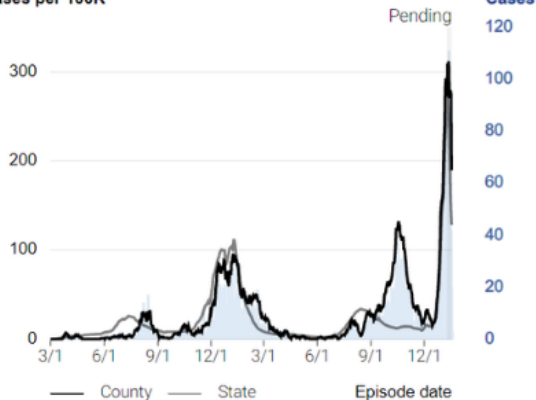
Inyo County - Confirmed COVID-19 Cases

3,650 total confirmed cases

48 new cases (**1.3%** increase)

309.7 cases per 100K (7-day average)

Cases per 100K



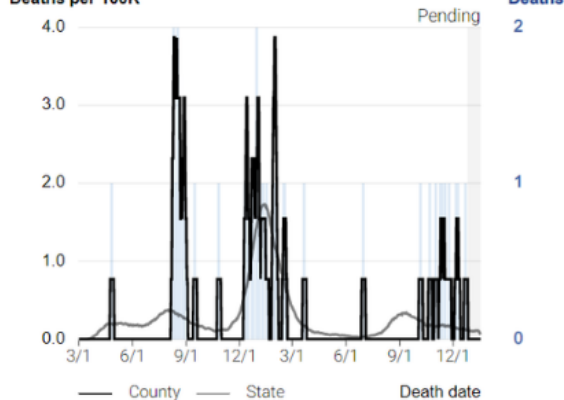
Inyo County - Confirmed COVID-19 Deaths

49 total confirmed deaths

0 new deaths (**0%** increase)

0 deaths per 100K (7-day average)

Deaths per 100K



Case Trends

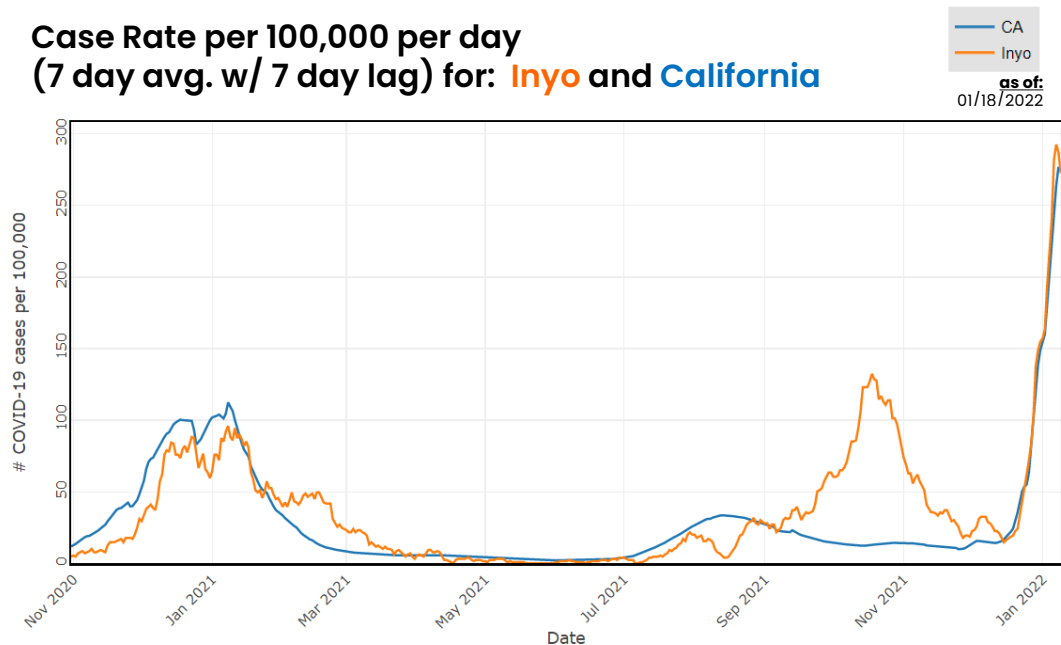
Inyo County vs. California



Scan the QR Code with a
smart phone, or visit:

www.inyocounty.us/covid-19/data-resources



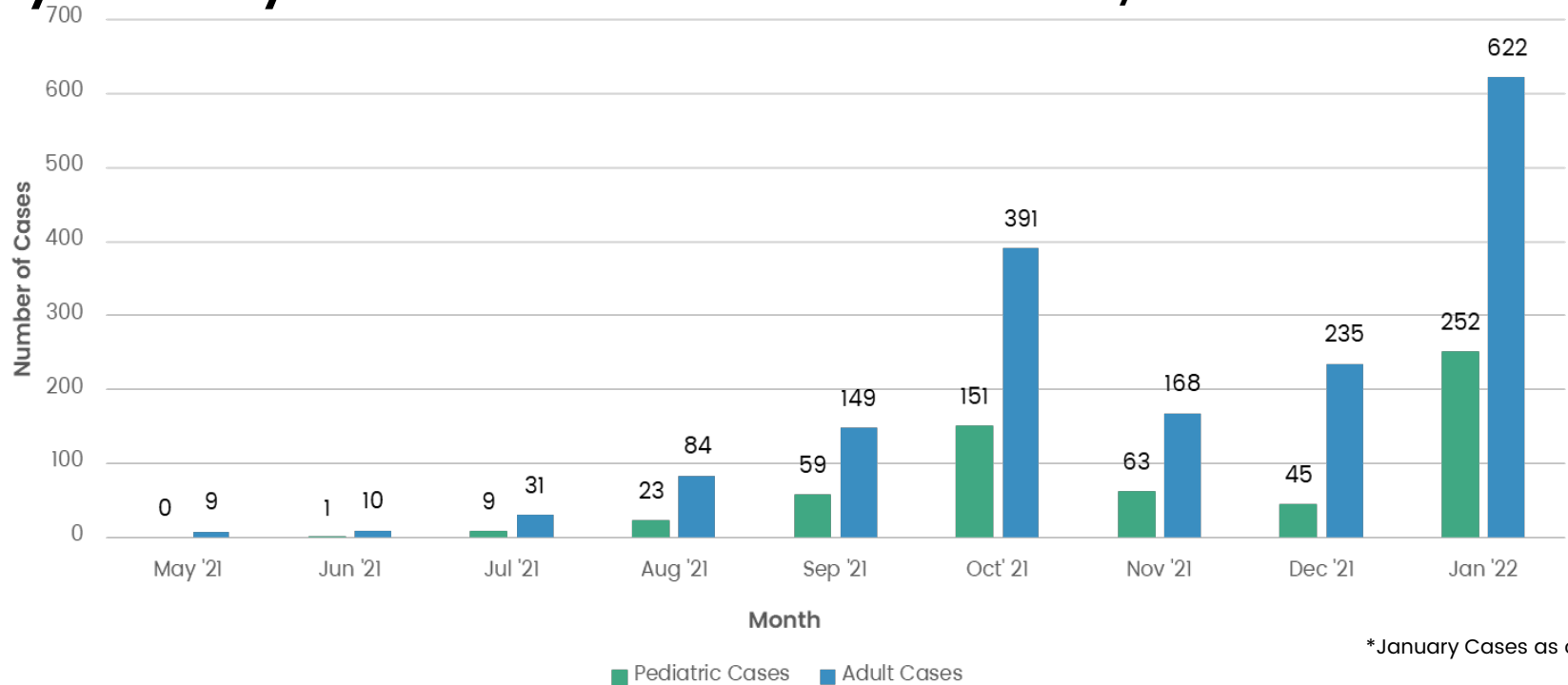
Case Rate per 100,000 per day
(7 day avg. w/ 7 day lag) for: **Inyo** and **California**



- The current case rate in **Inyo County** is:
274.65 per 100,000
(an increase  compared to **147.09 per 100,000** reported on 01/10/21)
- The test positivity rate in **Inyo County** is:
39.73%
- The current case rate in **California** is:
276.80 per 100,000
(an increase  compared to **141.57 per 100,000** reported on 01/10/21)
- The test positivity rate in **California** is:
21.11%

Case Trends

Inyo County – New Adult and Pediatric COVID-19 Cases by Month

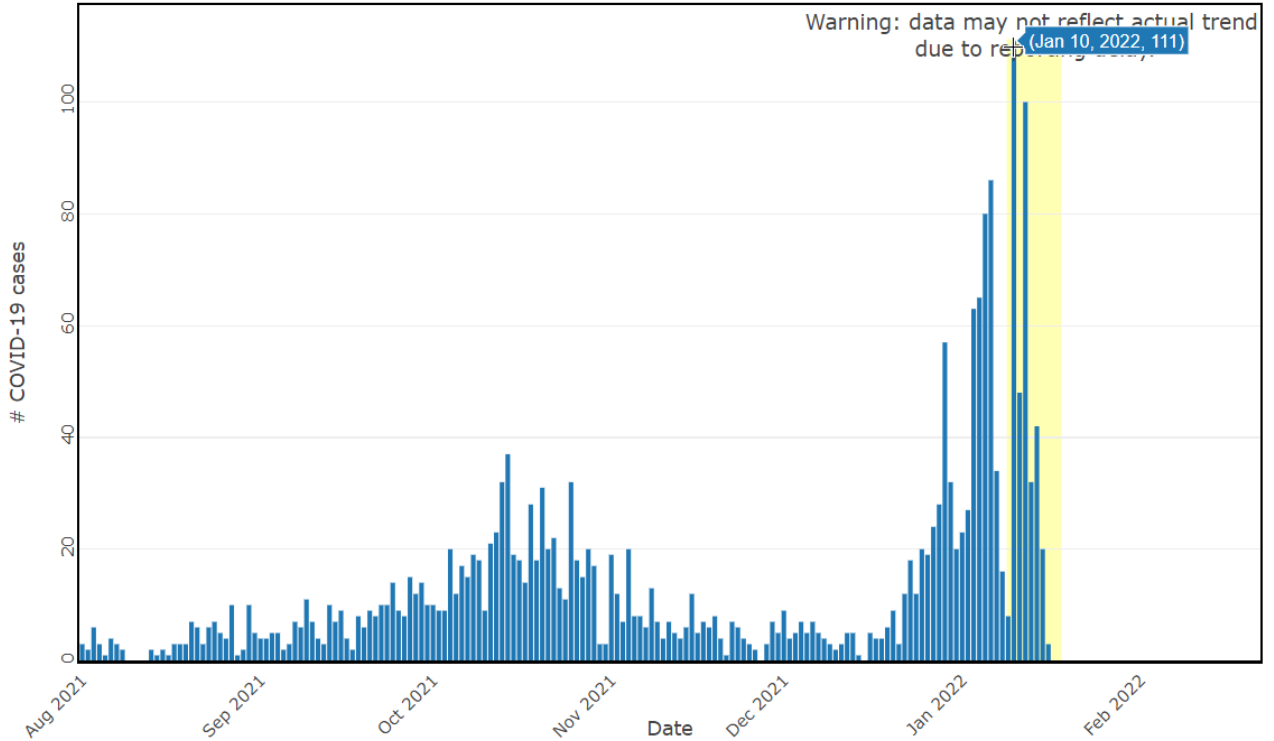


Notes:

- As of 01/04/2022, case counts reflect cases confirmed by PCR and antigen testing. Prior to 01/04/2022, only PCR-confirmed cases were included in data sets.
- Due to current stress from increases in COVID-19 cases locally and statewide on California infectious disease reporting and contact tracing platforms CalRedie and CalConnect and Inyo County Public Health, case counts may be underreported.

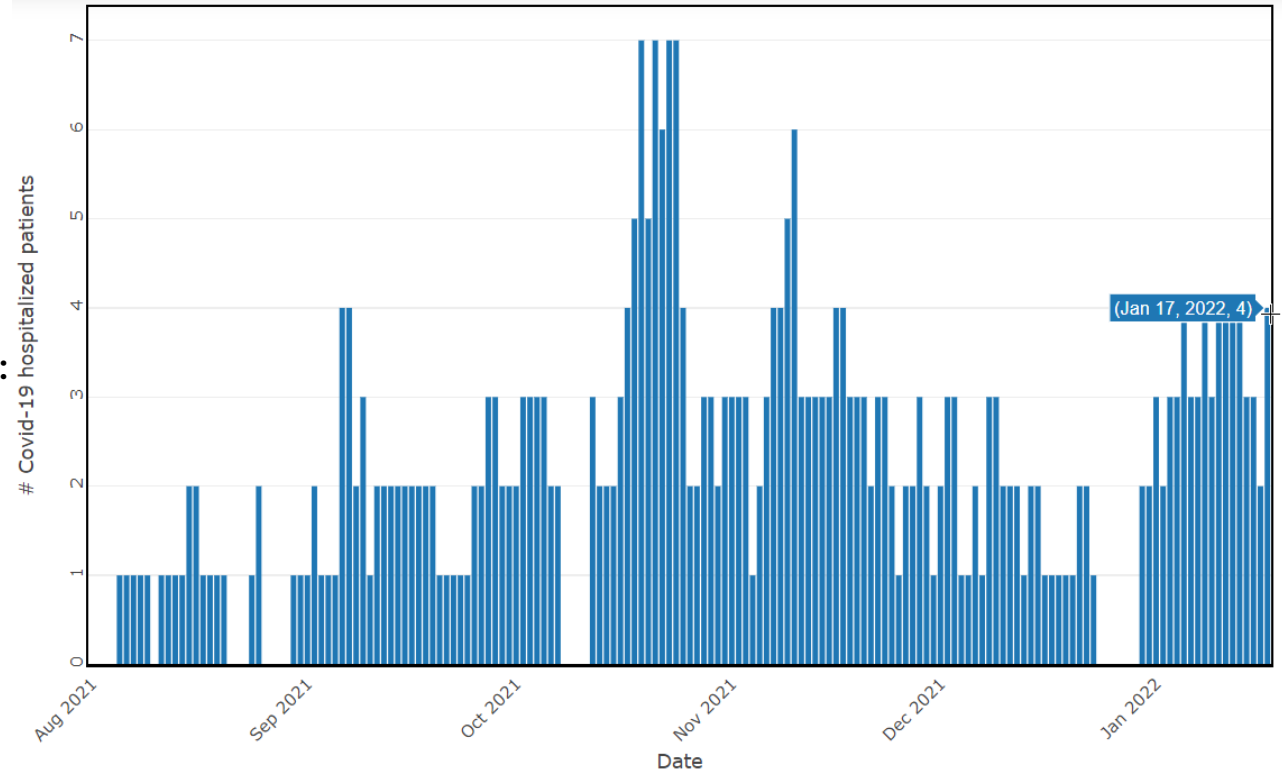
Case Trends - Inyo County

New Cases(Day-over-day):
Inyo



Hospitalizations - Inyo County

Hospitalized Patients
that are COVID-19 positive (+):
Inyo



Testing Updates

Community Testing Sites:

Scan the QR Code with a
smart phone, or visit:

lhi.care/covidtesting



Appointments and/or Patient ID Required.

→ Visit: lhi.care/covidtesting to create your patient account and make an appointment

Hours of Operation:



- Bishop: **7:00 am to 7:00 pm**
(lunch from Noon to 1:00 pm)
Monday, Wednesday, & Thursday



- Lone Pine: **9:00 am to 6:00 pm**
(lunch from 11:00 am to 1:00 pm)
Tuesday & Friday



At-Home COVID-19 Tests



Inyo County Public Health is offering **FREE** at-home antigen rapid testing kits for households, *while supplies last*.

- Education Materials are available in **English & Spanish**.
- More tests are being ordered

Bishop: Public Health Clinic - County Office Building (COB):
-TEMPORARILY OUT OF STOCK-

Independence: Health & Human Services Office:
-TEMPORARILY OUT OF STOCK-

Lone Pine: Health & Human Services Office
-TEMPORARILY OUT OF STOCK-

Tecopa: *limited supply*
Tecopa HHS Community Center



Other Pick-Up Locations:
ESTA **-TEMPORARILY OUT OF STOCK-**



Place Your Order for **Free** At-Home COVID-19 Tests.

Residential households in the U.S. can order one set of four (4) free at-home tests from USPS.

Here's what you need to know about your order:

- Limit of one order per residential address
- One order includes 4 individual rapid antigen COVID-19 tests
- Orders will ship free starting in late January

Visit: special.usps.com/testkits



COVID-19 Vaccine

Inyo County Vaccine Coverage

Scan the QR Code with a
smart phone, or visit:

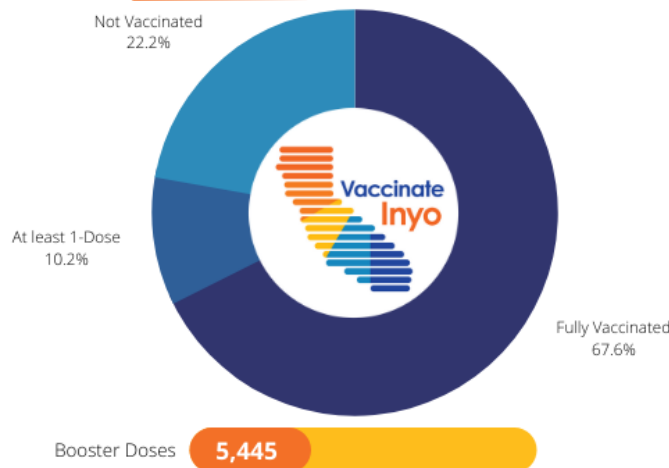
www.inyocounty.us/vaccines



Vaccinated Status: Inyo County

As of: 01/18/2022

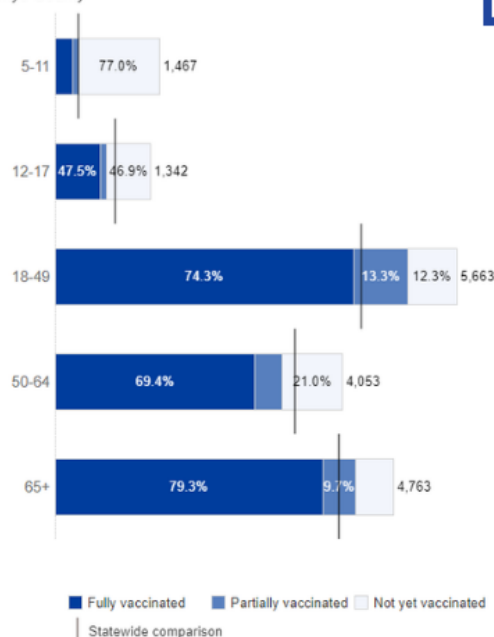
Eligible Population*: 17,288



*Percent of people that are either partially/fully vaccinated through state & federal entities out of the estimated 5+ population

*Boosters are only available for those age 12+ (or immunocomprised individuals age 5+)

Vaccinated Status by Age Inyo County

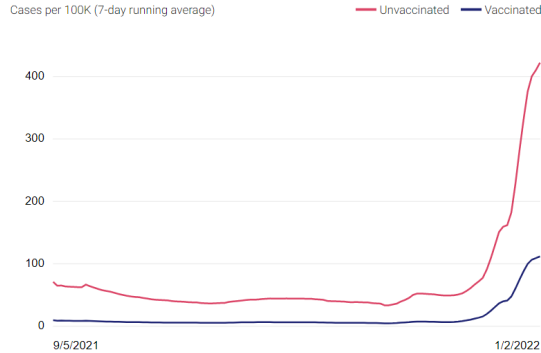


COVID-19 Vaccine Effectiveness – California

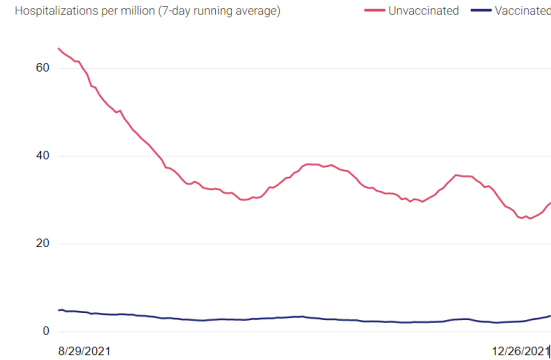
— Unvaccinated — Vaccinated

Scan the QR Code with a smart phone, or visit:

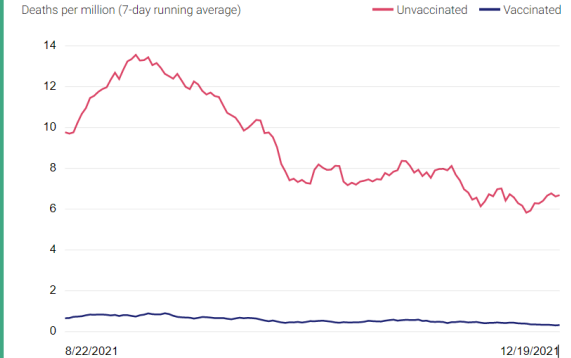
covid19.ca.gov/state-dashboard/#postvax-status



From December 27, 2021 to January 2, 2022, unvaccinated people were **3.8x more likely** to get COVID-19 than fully vaccinated people..



From December 20, 2021 to December 26, 2021, unvaccinated people were **8.0x more likely** to be hospitalized with COVID-19 than fully vaccinated people.



From December 13, 2021 to December 19, 2021, unvaccinated people were **20.8x more likely** to die from COVID-19 than fully vaccinated people.

COVID-19 RESPONSE



Questions? Email:

HealthOfficer@inyocounty.us

or

VaccineInfo@inyocounty.us