

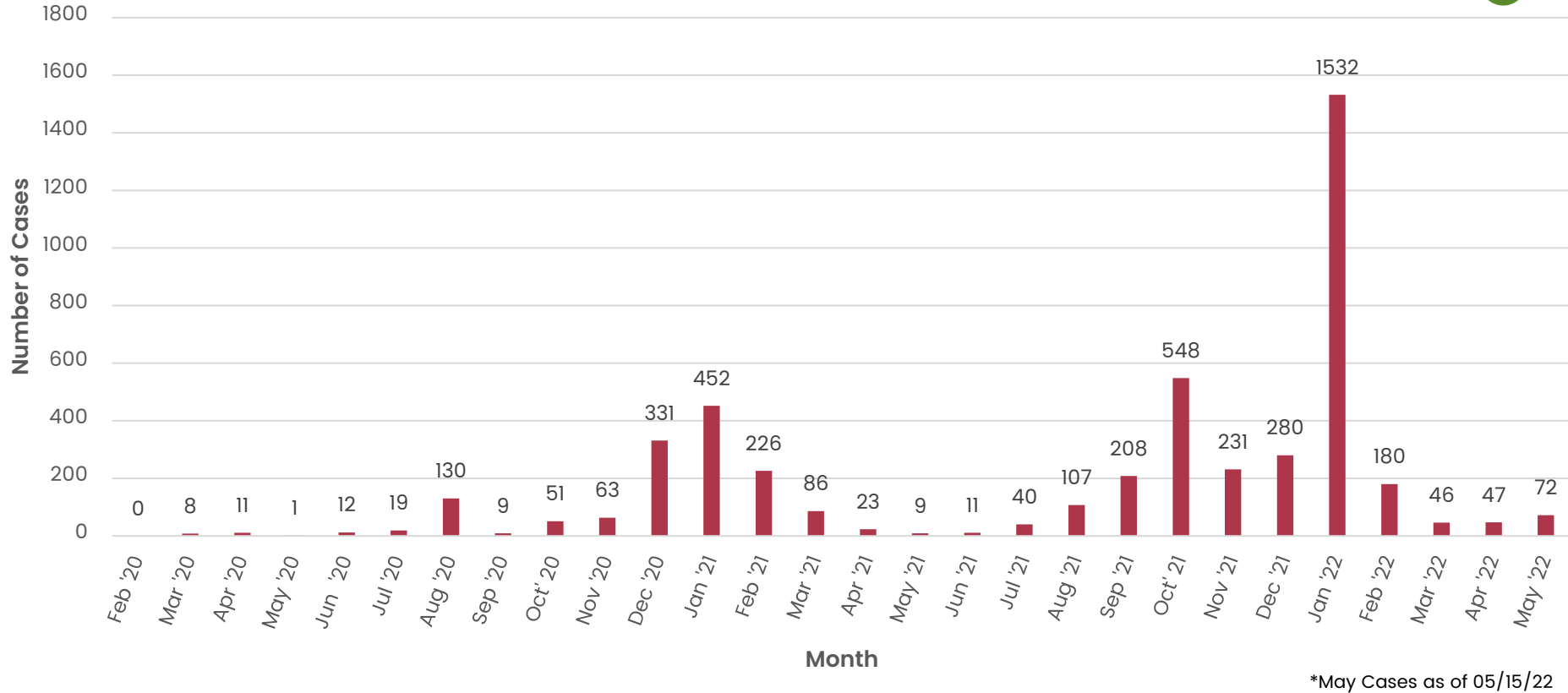


COVID-19 RESPONSE

Inyo County COVID-19 Case Trends

Data through May 15, 2022

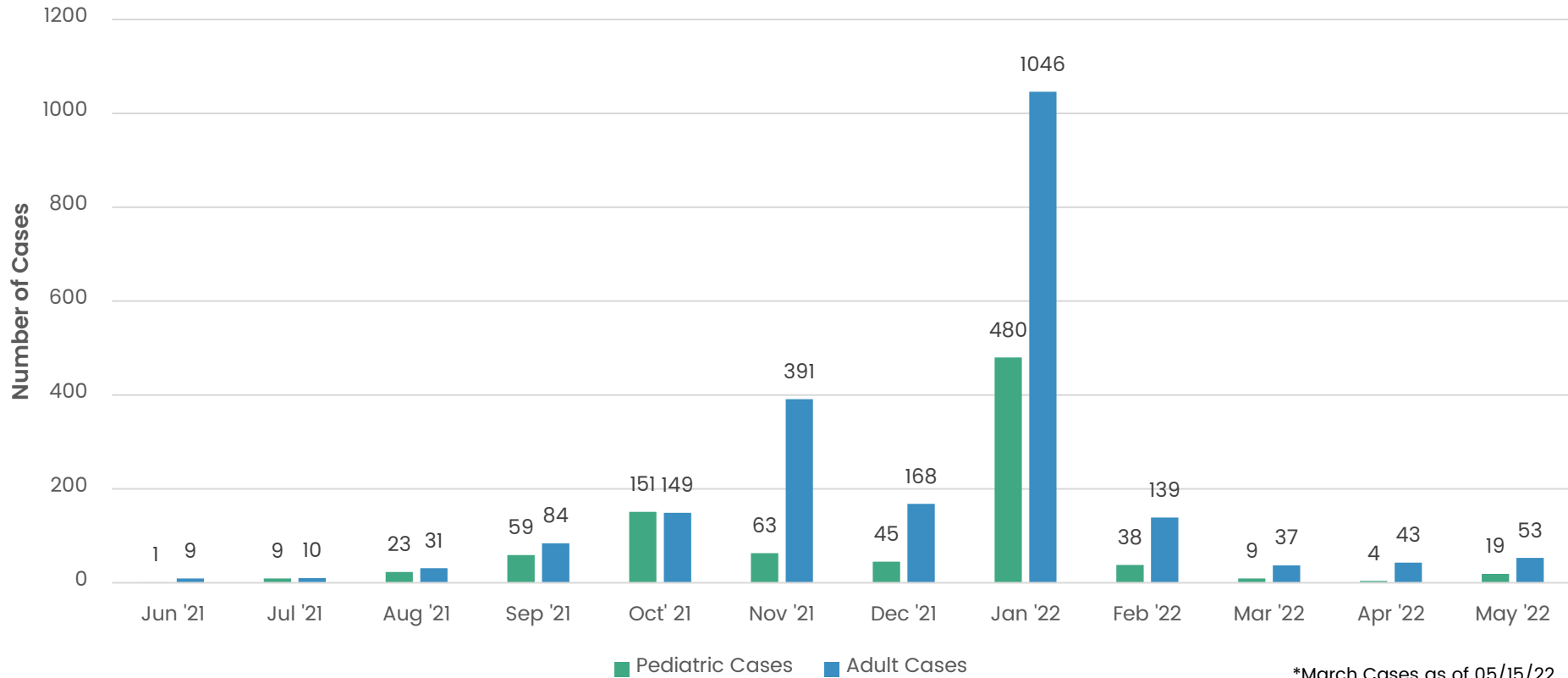
Total COVID-19 Cases



Notes:

- As of 01/04/2022, case counts reflect cases confirmed by PCR and antigen testing. Prior to 01/04/2022, only PCR-confirmed cases were included in data sets.
- Due to current stress from increases in COVID-19 cases locally and statewide on California infectious disease reporting and contact tracing platforms CalRedie and CalConnect and Inyo County Public Health, case counts may be underreported.
- There are six (6) cases with no known date of birth in January 2022
- There are three (3) cases with no known date of birth in February 2022

New Adult and Pediatric COVID-19 Cases by Month

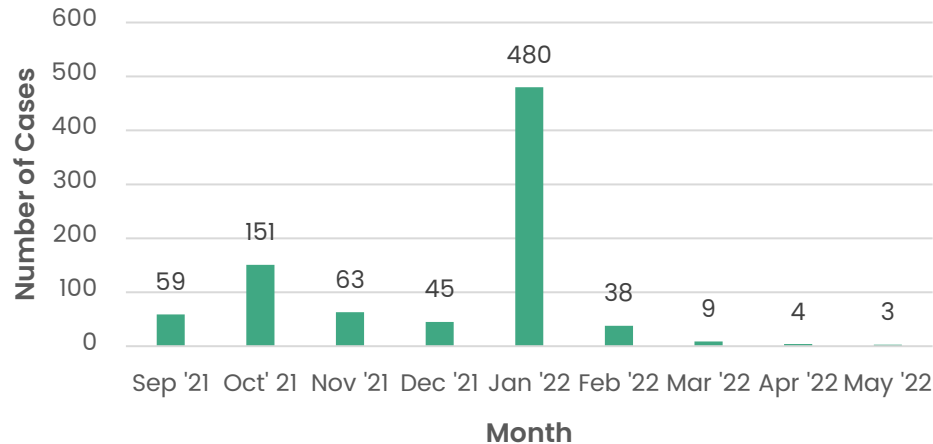


Notes:

- As of 01/04/2022, case counts reflect cases confirmed by PCR and antigen testing. Prior to 01/04/2022, only PCR-confirmed cases were included in data sets.
- Due to current stress from increases in COVID-19 cases locally and statewide on California infectious disease reporting and contact tracing platforms CalRedie and CalConnect and Inyo County Public Health, case counts may be underreported.
- There are six (6) cases with no known date of birth in January 2022
- There are three (3) cases with no known date of birth in February 2022

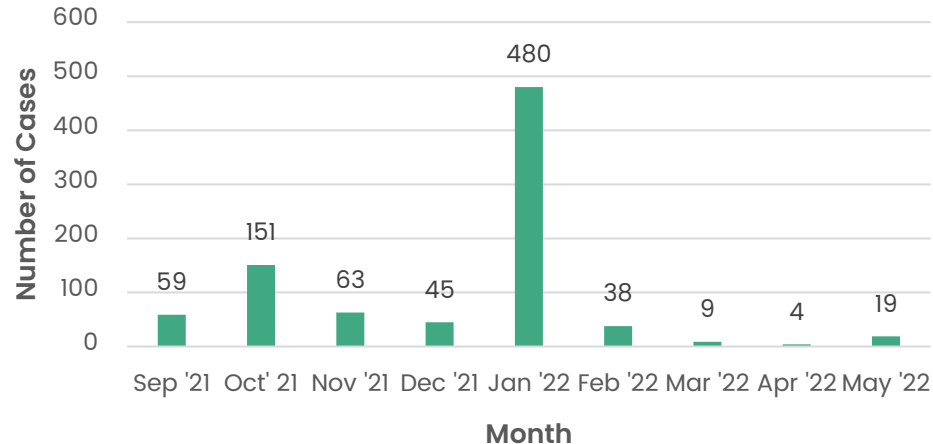
New Monthly Pediatric COVID-19 Cases: Last Week's Report Compared to This Week's Report

Monthly New Pediatric COVID-19 Cases



March Cases as of 05/08/22

Monthly New Pediatric COVID-19 Cases



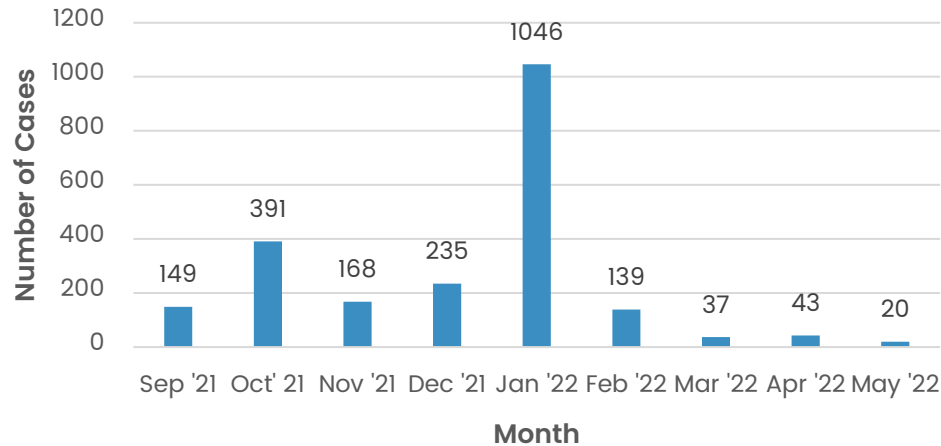
March Cases as of 05/15/22

Notes:

- As of 01/04/2022, case counts reflect cases confirmed by PCR and antigen testing. Prior to 01/04/2022, only PCR-confirmed cases were included in data sets.
- Due to current stress from increases in COVID-19 cases locally and statewide on California infectious disease reporting and contact tracing platforms CalRedie and CalConnect and Inyo County Public Health, case counts may be underreported.
- There are six (6) cases with no known date of birth in January 2022
- There are three (3) cases with no known date of birth in February 2022

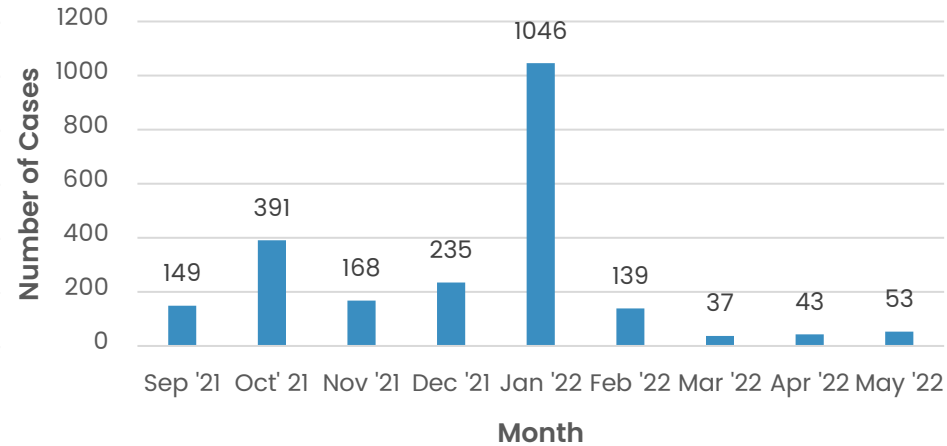
New Monthly Adult COVID-19 Cases: Last Week's Report Compared to This Week's Report

Monthly New Adult COVID-19 Cases



March Cases as of 05/08/22

Monthly New Adult COVID-19 Cases

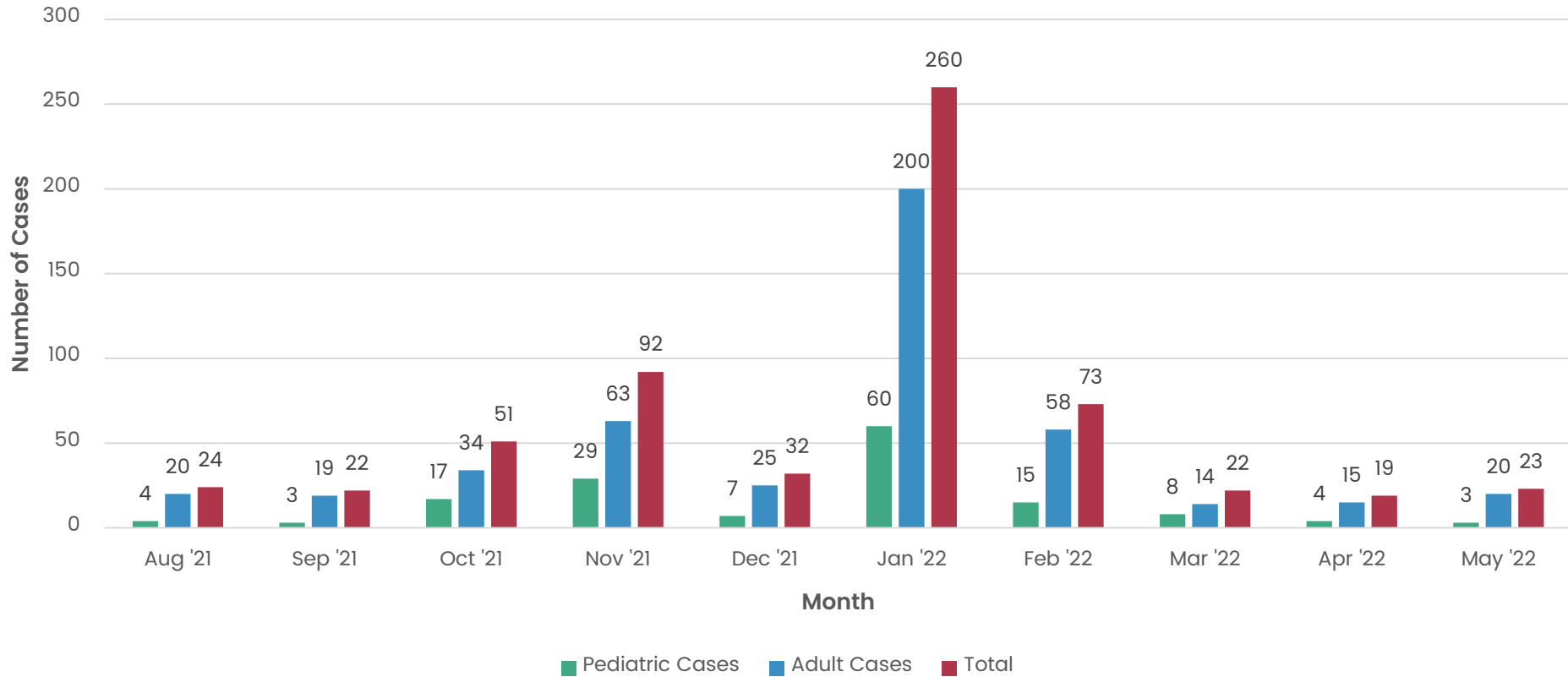


March Cases as of 05/15/22

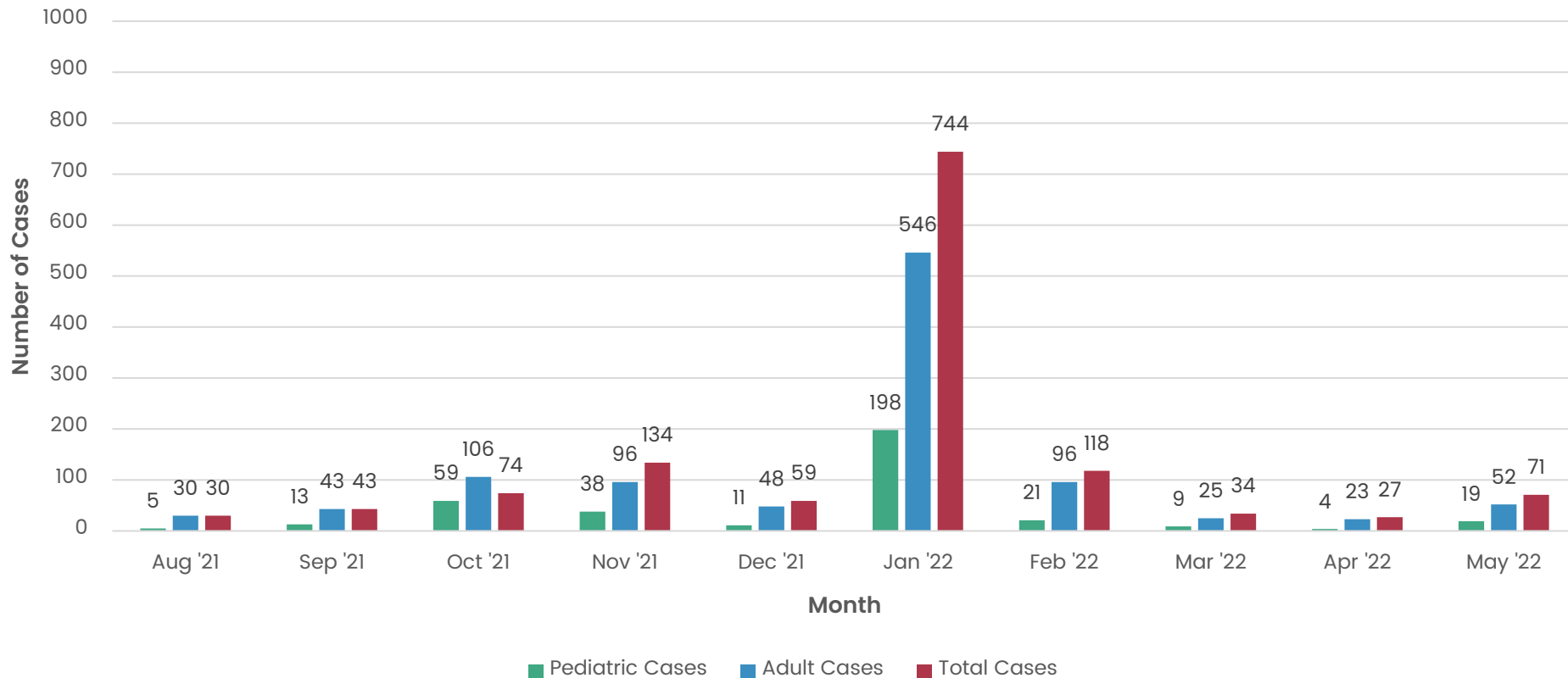
Notes:

- As of 01/04/2022, case counts reflect cases confirmed by PCR and antigen testing. Prior to 01/04/2022, only PCR-confirmed cases were included in data sets.
- Due to current stress from increases in COVID-19 cases locally and statewide on California infectious disease reporting and contact tracing platforms CalRedie and CalConnect and Inyo County Public Health, case counts may be underreported.
- There are six (6) cases with no known date of birth in January 2022
- There are three (3) cases with no known date of birth in February 2022

Total New COVID-19 Cases First Week of Month



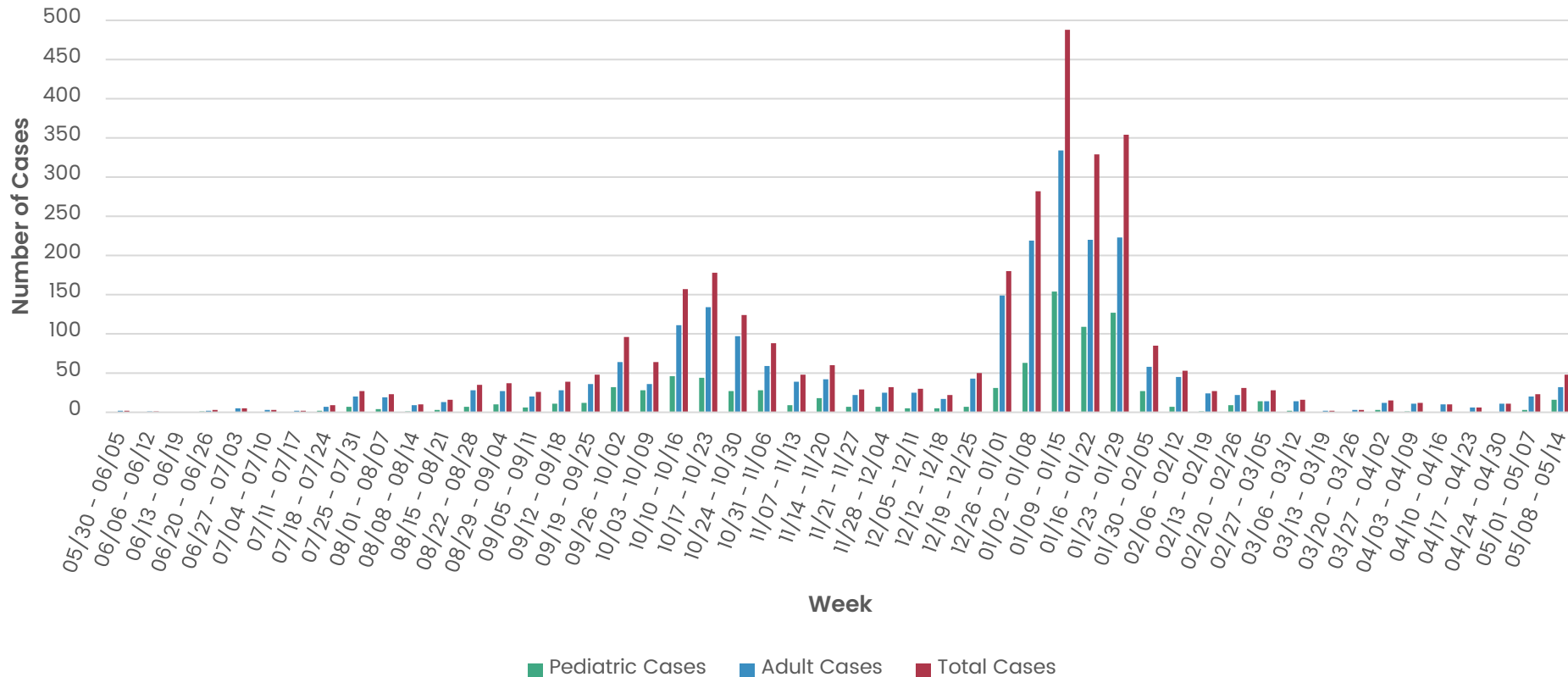
Total New COVID-19 Cases First Two Weeks of Month



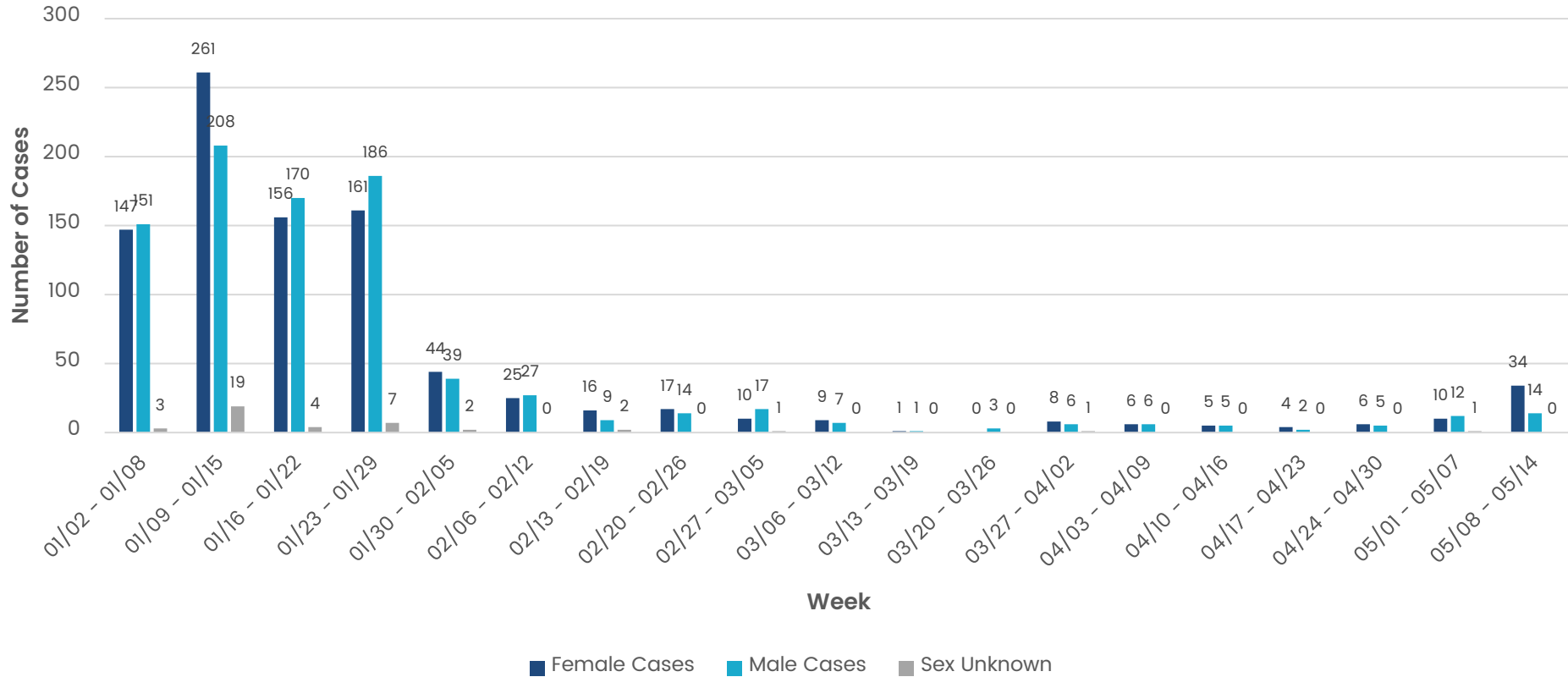
Notes:

- As of 01/04/2022, case counts reflect cases confirmed by PCR and antigen testing. Prior to 01/04/2022, only PCR-confirmed cases were included in data sets.
- Due to current stress from increases in COVID-19 cases locally and statewide on California infectious disease reporting and contact tracing platforms CalRedie and CalConnect and Inyo County Public Health, case counts may be underreported.
- There are six (6) cases with no known date of birth in January 2022
- There are three (3) cases with no known date of birth in February 2022

New Weekly Adult and Pediatric COVID-19 Cases



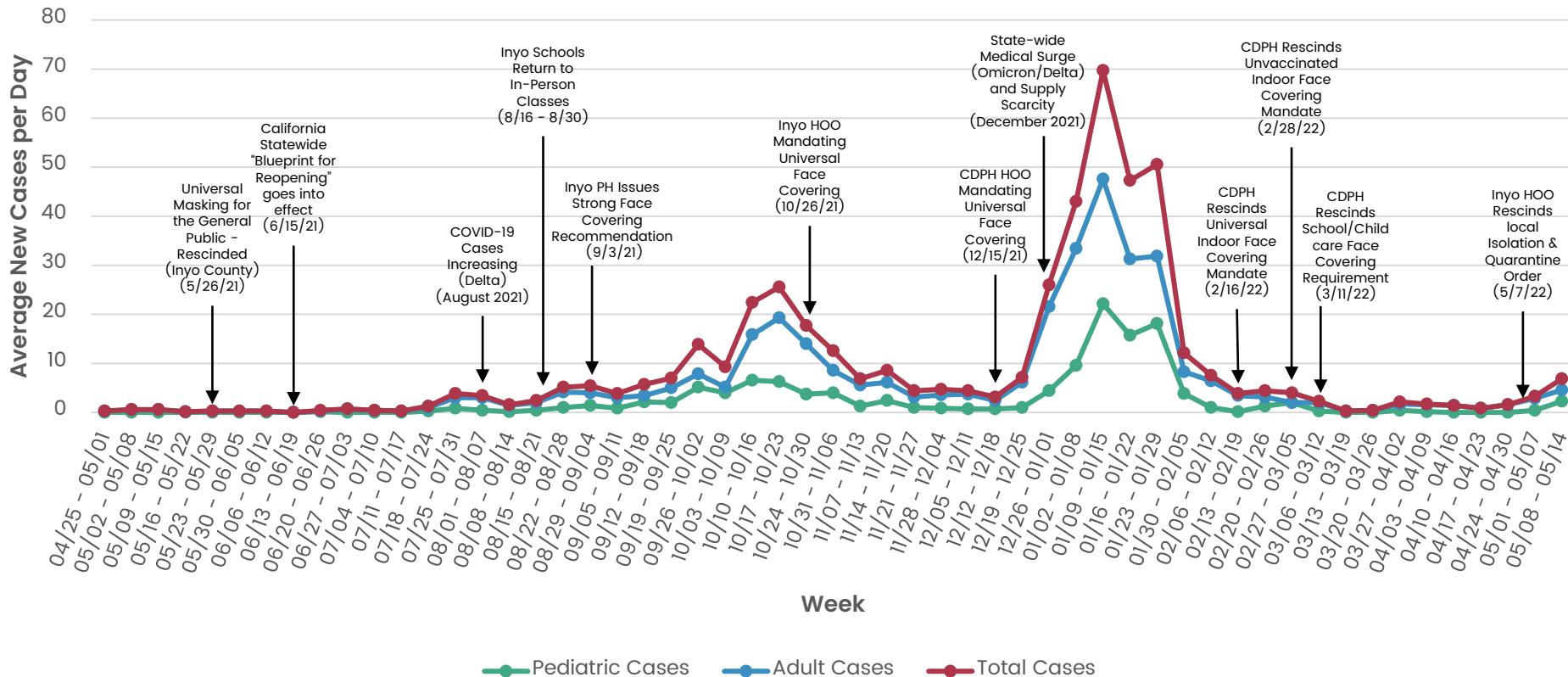
New Weekly COVID-19 Cases by Sex: January, February, March, and April



Notes:

- As of 01/04/2022, case counts reflect cases confirmed by PCR and antigen testing. Prior to 01/04/2022, only PCR-confirmed cases were included in data sets.
- Due to current stress from increases in COVID-19 cases locally and statewide on California infectious disease reporting and contact tracing platforms CalRedie and CalConnect and Inyo County Public Health, case counts may be underreported.
- There are six (6) cases with no known date of birth in January 2022
- There are three (3) cases with no known date of birth in February 2022

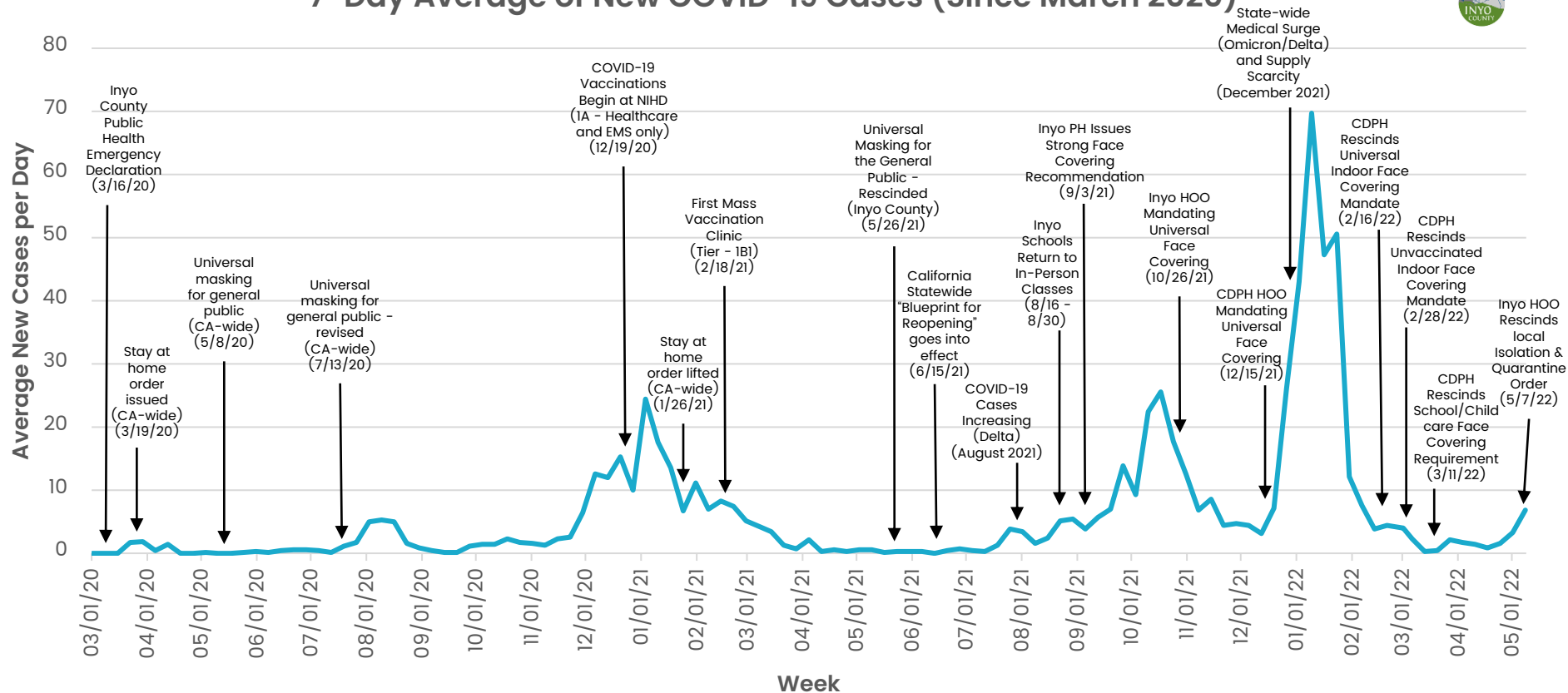
7-Day Average of New COVID-19 Cases (Since May 2021)



Notes:

- As of 01/04/2022, case counts reflect cases confirmed by PCR and antigen testing. Prior to 01/04/2022, only PCR-confirmed cases were included in data sets.
- Due to current stress from increases in COVID-19 cases locally and statewide on California infectious disease reporting and contact tracing platforms CalRedie and CalConnect and Inyo County Public Health, case counts may be underreported.
- There are six (6) cases with no known date of birth in January 2022
- There are three (3) cases with no known date of birth in February 2022

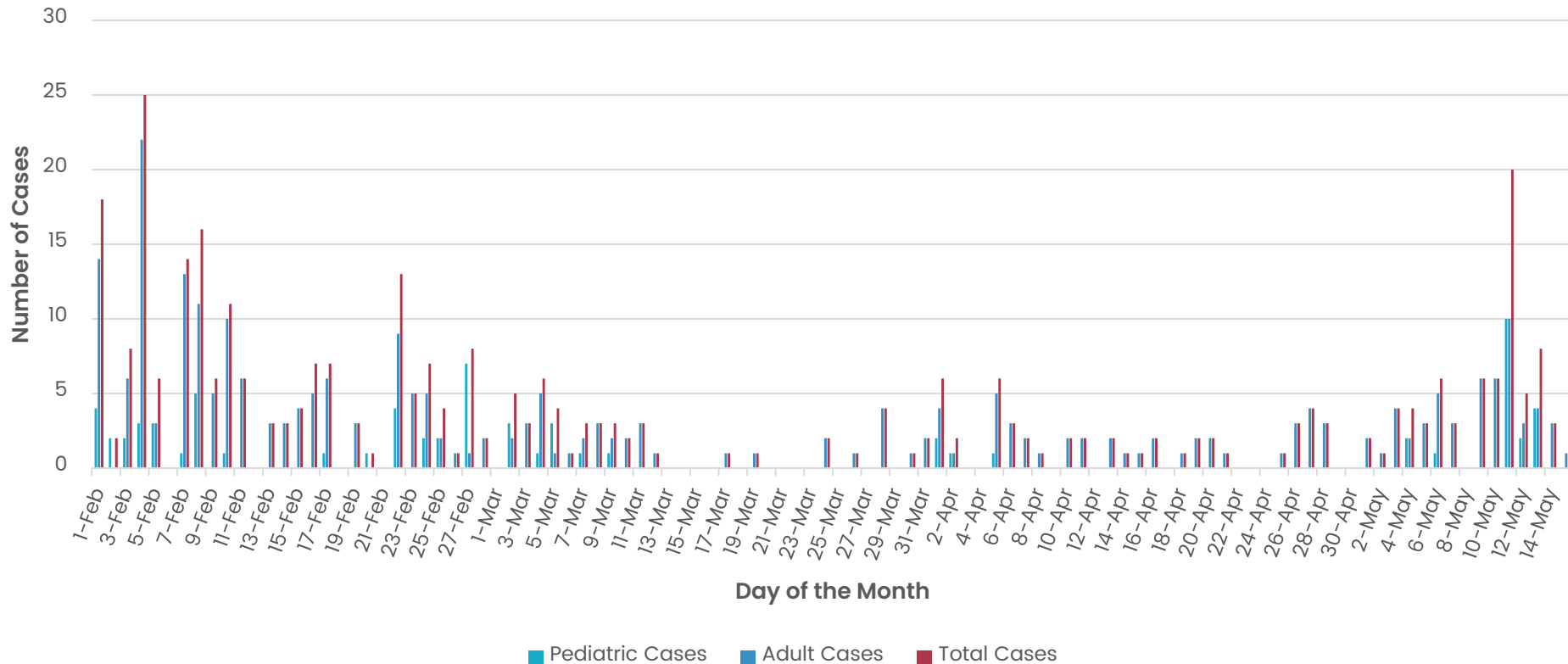
7-Day Average of New COVID-19 Cases (Since March 2020)



Notes:

- As of 01/04/2022, case counts reflect cases confirmed by PCR and antigen testing. Prior to 01/04/2022, only PCR-confirmed cases were included in data sets.
- Due to current stress from increases in COVID-19 cases locally and statewide on California infectious disease reporting and contact tracing platforms CalRedie and CalConnect and Inyo County Public Health, case counts may be underreported.
- There are six (6) cases with no known date of birth in January 2022
- There are three (3) cases with no known date of birth in February 2022

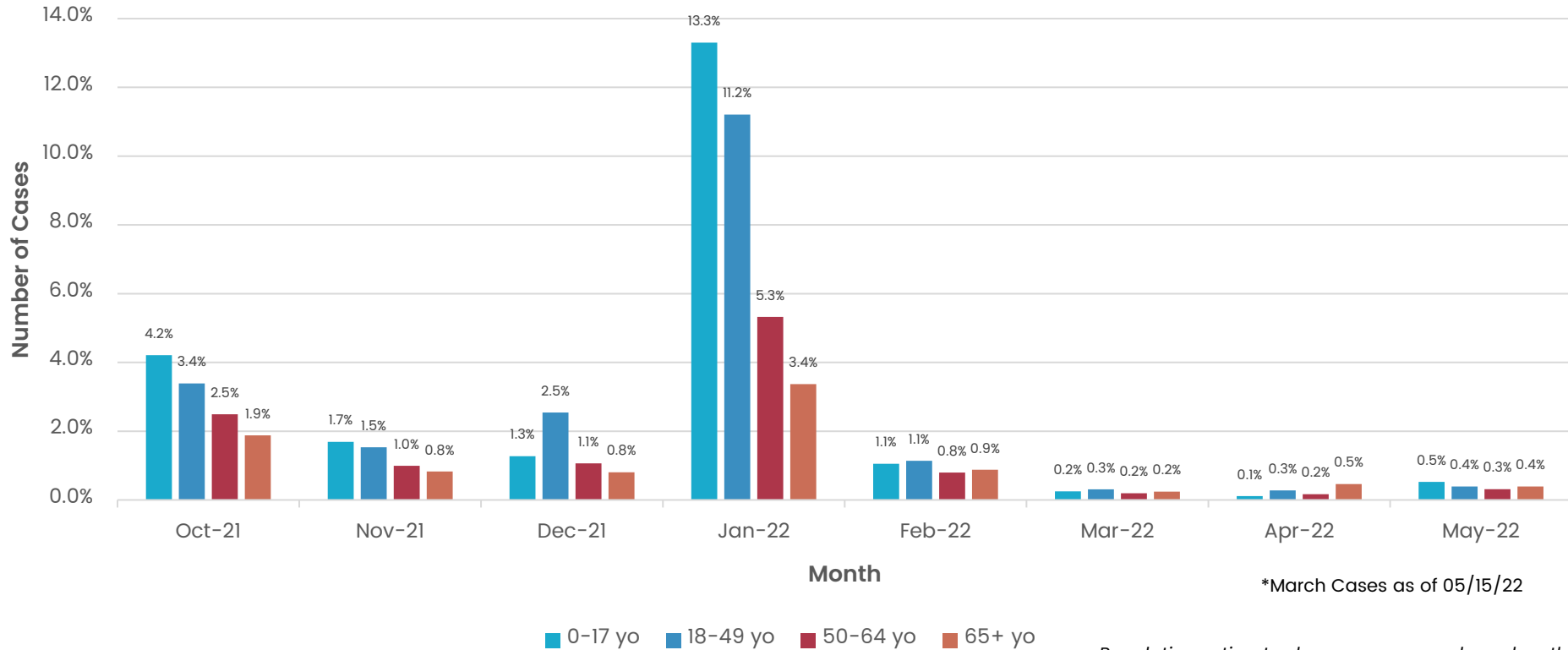
New Daily COVID-19 Cases: February, March, April, and May



Notes:

- As of 01/04/2022, case counts reflect cases confirmed by PCR and antigen testing. Prior to 01/04/2022, only PCR-confirmed cases were included in data sets.
- Due to current stress from increases in COVID-19 cases locally and statewide on California infectious disease reporting and contact tracing platforms CalRedie and CalConnect and Inyo County Public Health, case counts may be underreported.
- There are six (6) cases with no known date of birth in January 2022
- There are three (3) cases with no known date of birth in February 2022

Proportion of New COVID-19 Cases by Age and Month

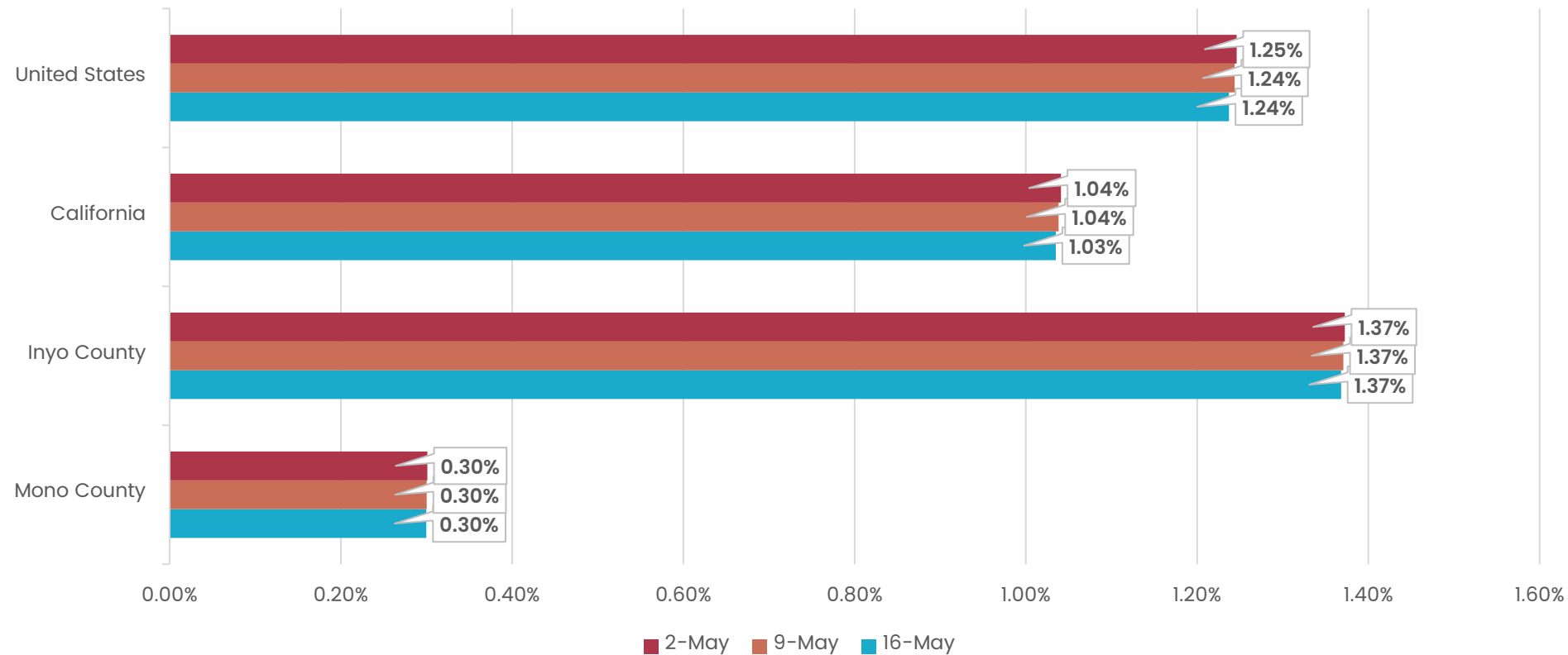


Population estimates by age group are based on the 2019 American Community Survey 5-Year Estimates

Notes:

- As of 01/04/2022, case counts reflect cases confirmed by PCR and antigen testing. Prior to 01/04/2022, only PCR-confirmed cases were included in data sets.
- Due to current stress from increases in COVID-19 cases locally and statewide on California infectious disease reporting and contact tracing platforms CalRedie and CalConnect and Inyo County Public Health, case counts may be underreported.
- There are six (6) cases with no known date of birth in January 2022
- There are three (3) cases with no known date of birth in February 2022

COVID-19 Case Fatality Rates Over the Last Three Weeks




Notes:

- As of 01/04/2022, case counts reflect cases confirmed by PCR and antigen testing. Prior to 01/04/2022, only PCR-confirmed cases were included in data sets.
- Due to current stress from increases in COVID-19 cases locally and statewide on California infectious disease reporting and contact tracing platforms CalRedie and CalConnect and Inyo County Public Health, case counts may be underreported.
- There are six (6) cases with no known date of birth in January 2022
- There are three (3) cases with no known date of birth in February 2022

CDC Transmission Key		
	per 100,000	per 20,000
High	>100	>20
Significant	50 to 99	11 to 20
Moderate	10 to 49	2 to 10
Low	<10	<2

Weeks Spent in Transmission Category since March 2020



Current CDC COVID-19 Community Level: **Low**

For the week of March 5th through the 11th, Inyo County was determined to have a low COVID-19 Community Level indicating that the community should stay up to date with COVID-19 vaccinations and get tested if presenting with COVID-19 symptoms.

The COVID-19 Community level is a tool developed by the CDC to help communities guide prevention measures that may be taken to protect their communities. The levels (low, medium, and high) are based on new hospital admissions, the percentage of inpatient bed occupied by COVID-19 patients, and the total number of new COVID-19 cases over the past 7 days. See <https://www.cdc.gov/coronavirus/2019-ncov/your-health/covid-by-county.html> for additional information on the COVID-19 Community Levels tool.

Notes:

- As of 01/04/2022, case counts reflect cases confirmed by PCR and antigen testing. Prior to 01/04/2022, only PCR-confirmed cases were included in data sets.
- Due to current stress from increases in COVID-19 cases locally and statewide on California infectious disease reporting and contact tracing platforms CalRedie and CalConnect and Inyo County Public Health, case counts may be underreported.
- There are six (6) cases with no known date of birth in January 2022
- There are three (3) cases with no known date of birth in February 2022

Summary of Case Trends

As of May 16, 2022, the U.S. has recorded more than 81 million confirmed COVID-19 infections — nearly 1 in 4 people. According to the latest CDC estimate, almost 60% of all Americans have been infected with COVID-19.

Over the last two weeks, Inyo County has experienced an increase in the 7-day average of new COVID-19 cases and been categorized as “high transmission” per the CDC transmission categories, however, the COVID-19 Community Index has identified Inyo County as “low.”

Specifically, the week of May 8th to May 14th showed a 92% increase in cases (48 cases) compared to the previous week (23 cases).

This increase in weekly Inyo County cases, along with national data trends suggests that current vaccination efforts should be sustained to provide on-going community protection.

See: <https://www.inyocounty.us/vaccine-clinics> for vaccine information in Inyo County.

COVID-19 RESPONSE



Questions?

Email:

HealthOfficer@inyocounty.us