



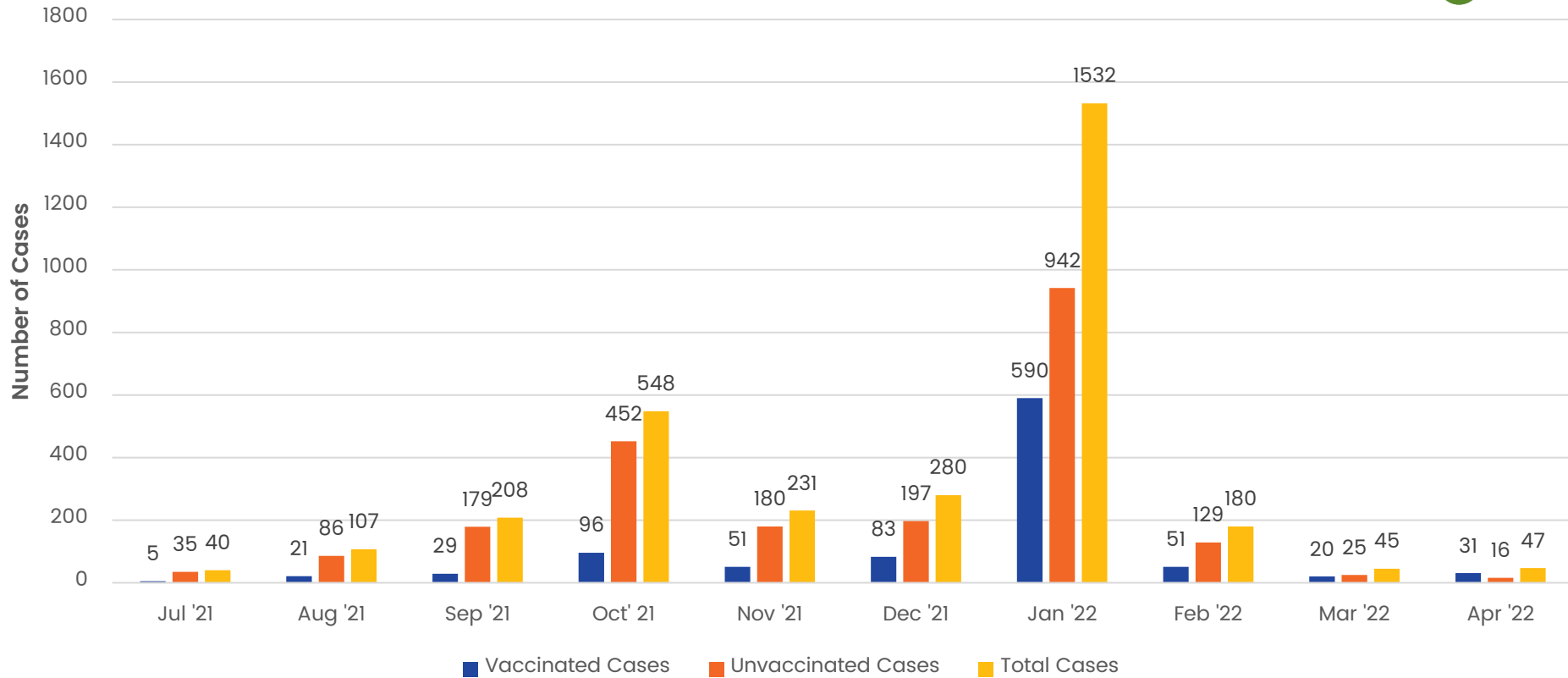
**Inyo County
COVID-19 Response**



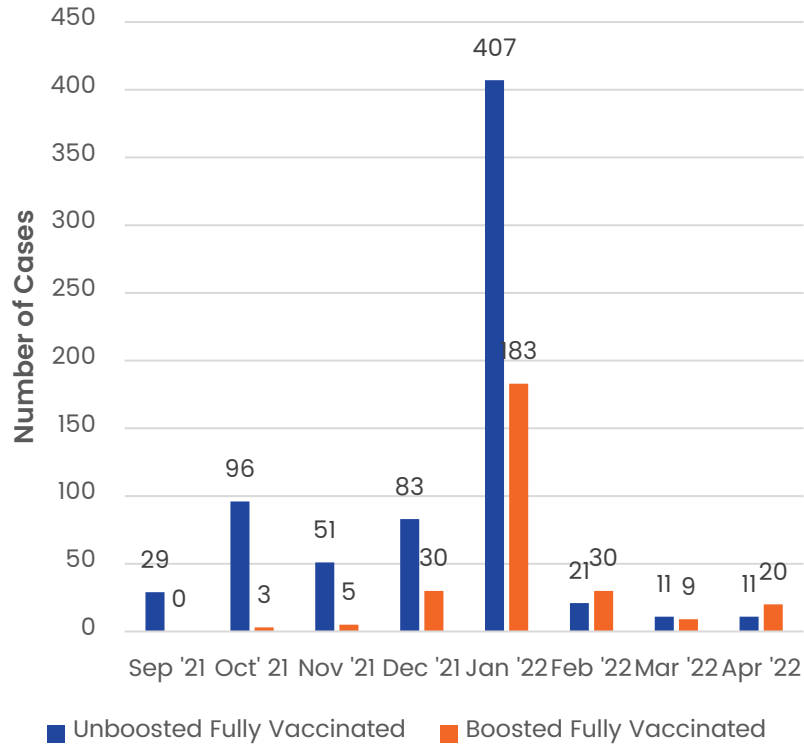
Inyo County COVID-19 Trends: Vaccinated vs. Unvaccinated Cases

Data through April 2022

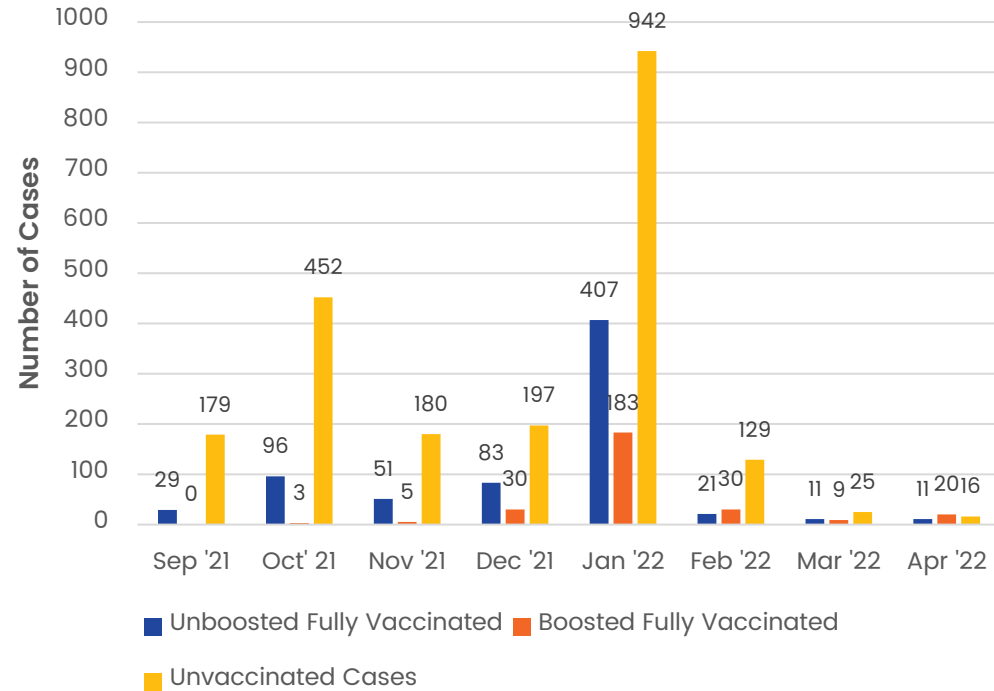
Monthly Total Vaccinated vs. Unvaccinated COVID-19 Cases



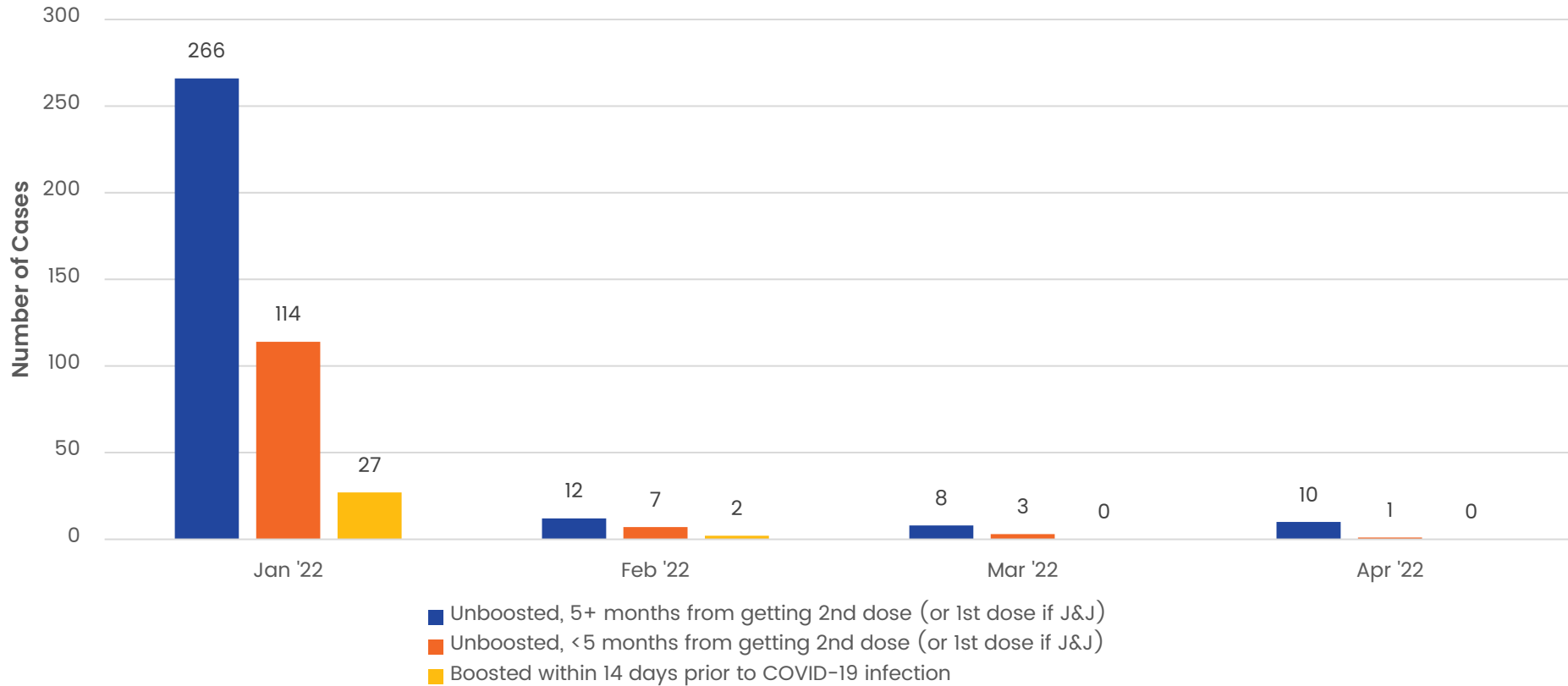
Unboosted vs. Boosted Monthly Breakthrough COVID-19 Cases



Unboosted vs. Boosted Monthly Breakthrough COVID-19 Cases Compared to Unvaccinated Cases



Breakdown of "Unboosted" Breakthrough COVID-19 Cases



COVID-19 Trends in Vaccinated Individuals

29 Vaccinated Cases
208 Total Cases

13.9% of total
September cases among
vaccinated individuals

Sep 2021

51 Vaccinated Cases
231 Total Cases

22.1% of total
November cases among
vaccinated individuals

Nov 2021

590 Vaccinated Cases
1,532 Total Cases

38.5% of total January
cases among vaccinated
individuals

Jan 2022

20 Vaccinated Cases
45 Total Cases

44.4% of total March
cases among vaccinated
individuals

Mar 2022

Oct 2021

96 Vaccinated Cases
548 Total Cases

17.5% of total October
cases among vaccinated
individuals

Dec 2021

83 Vaccinated Cases
280 Total Cases

29.6% of total December
cases among vaccinated
individuals

Feb 2022

51 Vaccinated Cases
180 Total Cases

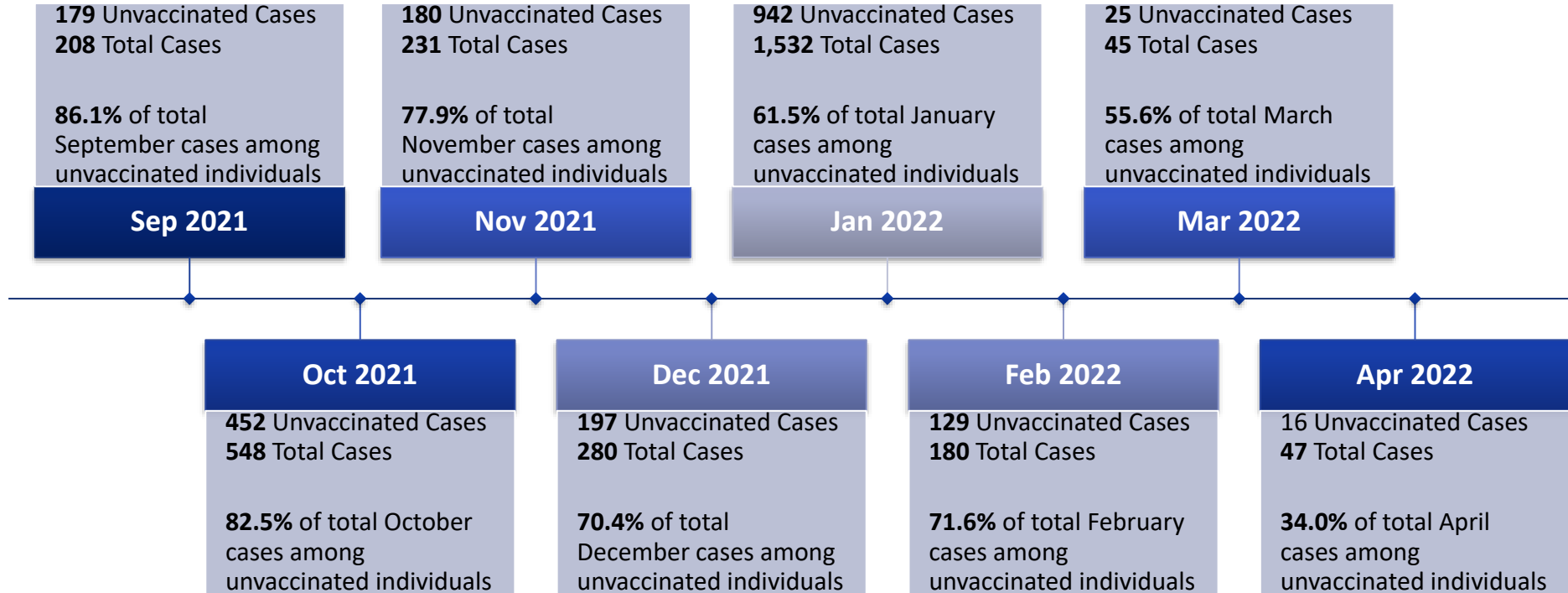
28.3% of total February
cases among vaccinated
individuals

Apr 2022

31 Vaccinated Cases
47 Total Cases

65.96% of total April
cases among vaccinated
individuals

COVID-19 Trends in **Unvaccinated** Individuals



Note:

Current analyses of COVID-19 among fully vaccinated¹ individuals in Inyo County assesses individuals who received a PCR test positive for COVID-19 at least 14 days following a second dose of the currently available 2-dose mRNA vaccines (Pfizer or Moderna) or 14 days following the first and only dose of the currently available single-dose vaccine (J&J).

Analyses are only estimates and data is subject to change.

¹ Fully vaccinated individuals have received at least the recommended 2-dose or single-dose series of a currently available COVID-19 vaccine.

Data Sources:

*Data on vaccinated COVID-19 cases obtained from [CAIR II](#), California's statewide immunization reporting platform

*Data on total COVID-19 cases in Inyo County obtained from California's infectious disease and contact tracing platforms [CalRedie](#) and [CalConnect](#)



Inyo County COVID-19 Response



Questions? Email:

HealthOfficer@inyocounty.us

or

VaccineInfo@inyocounty.us