

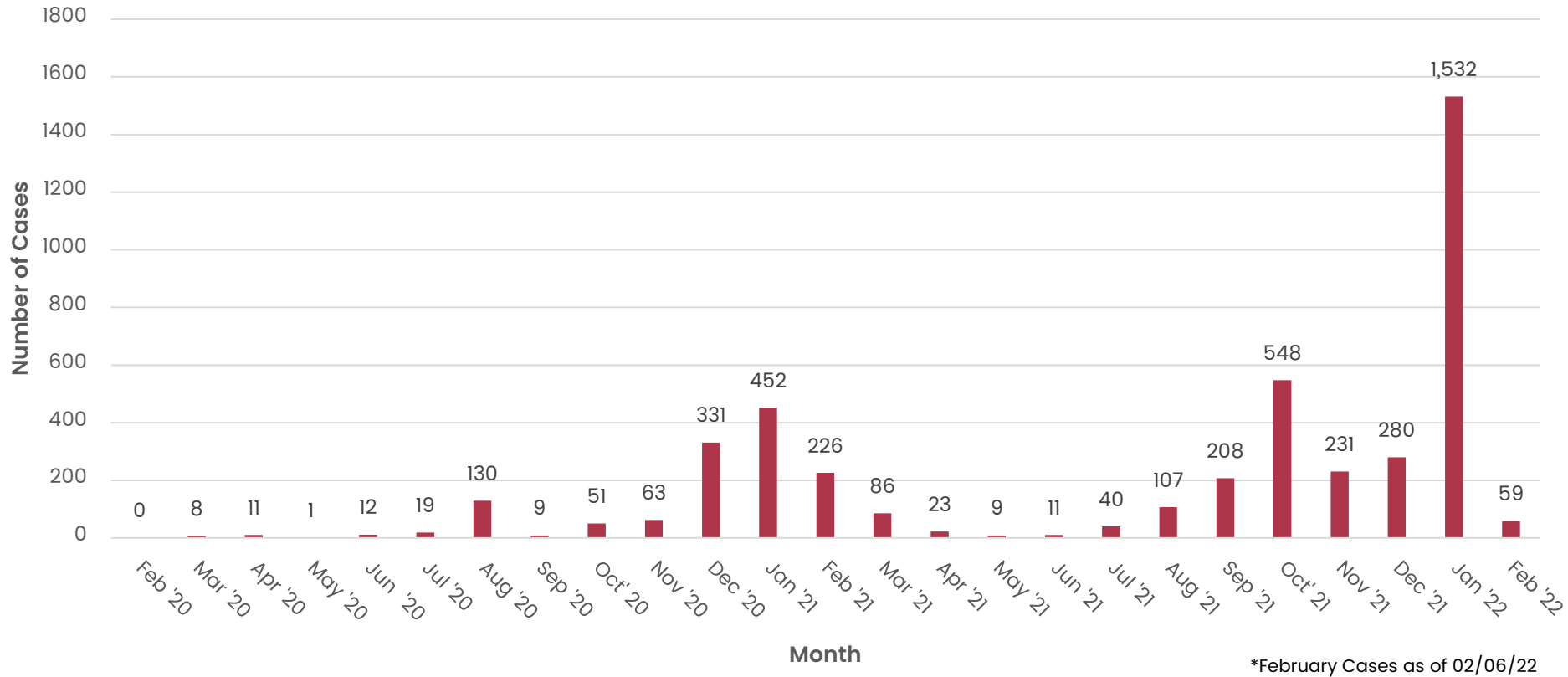


COVID-19 RESPONSE

Inyo County COVID-19 Case Trends

Data through February 6, 2022

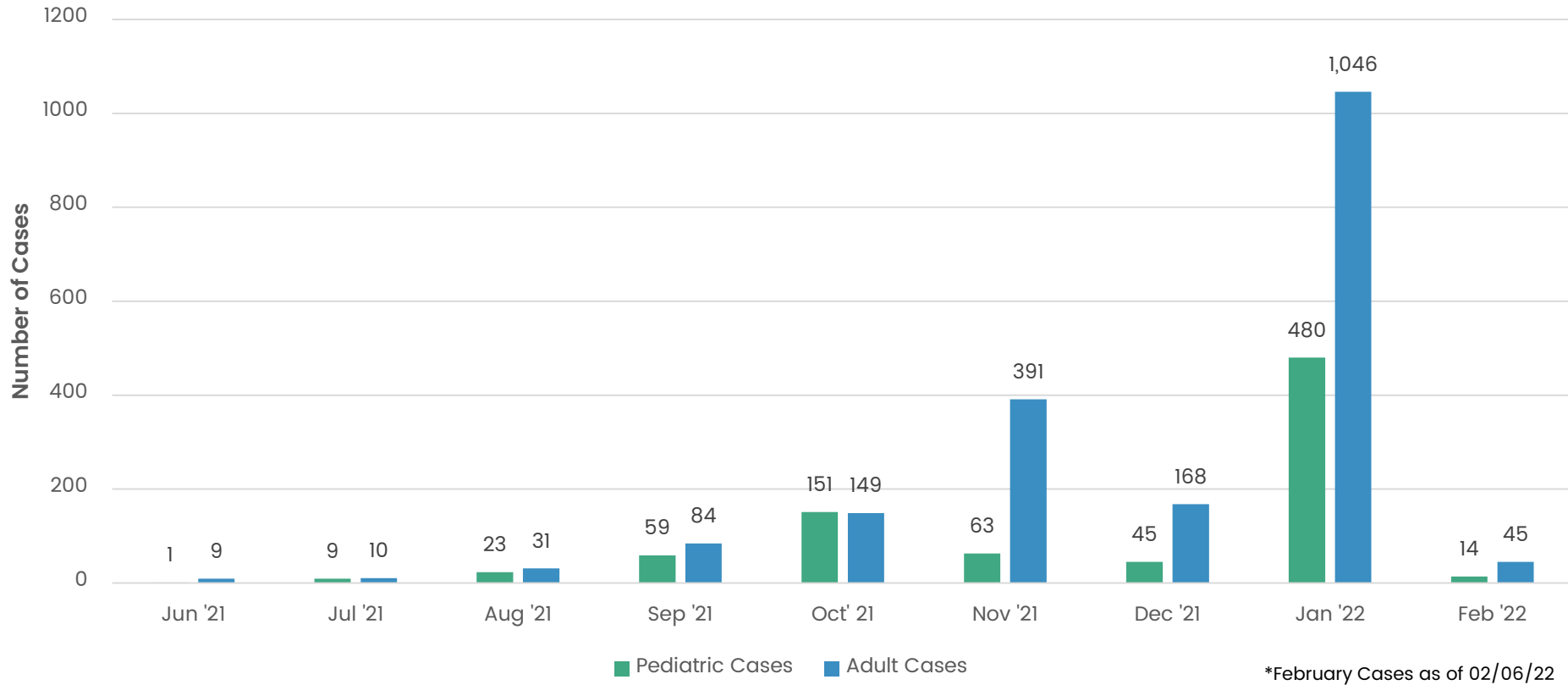
Total COVID-19 Cases



Notes:

- As of 01/04/2022, case counts reflect cases confirmed by PCR and antigen testing. Prior to 01/04/2022, only PCR-confirmed cases were included in data sets.
- Due to current stress from increases in COVID-19 cases locally and statewide on California infectious disease reporting and contact tracing platforms CalRedie and CalConnect, case counts may be underreported.
- There are six (6) cases with no known date of birth in January 2022

New Adult and Pediatric COVID-19 Cases by Month

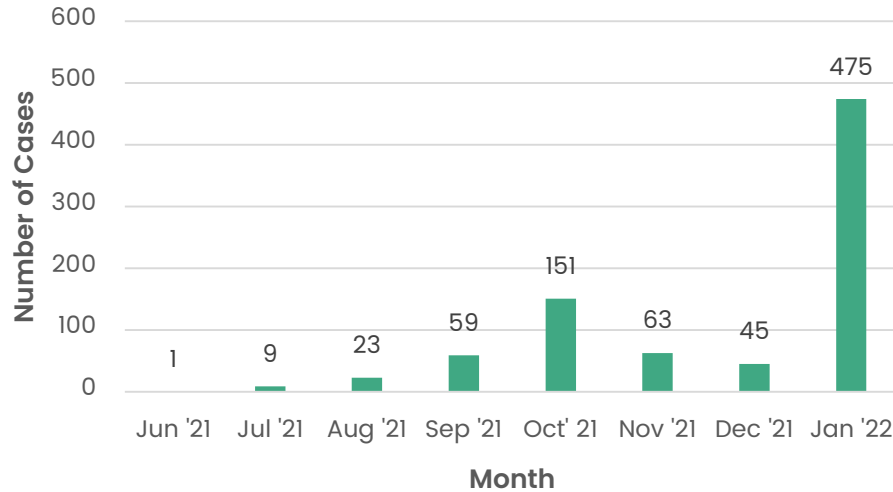


Notes:

- As of 01/04/2022, case counts reflect cases confirmed by PCR and antigen testing. Prior to 01/04/2022, only PCR-confirmed cases were included in data sets.
- Due to current stress from increases in COVID-19 cases locally and statewide on California infectious disease reporting and contact tracing platforms CalRedie and CalConnect, case counts may be underreported.
- There are six (6) cases with no known date of birth in January 2022

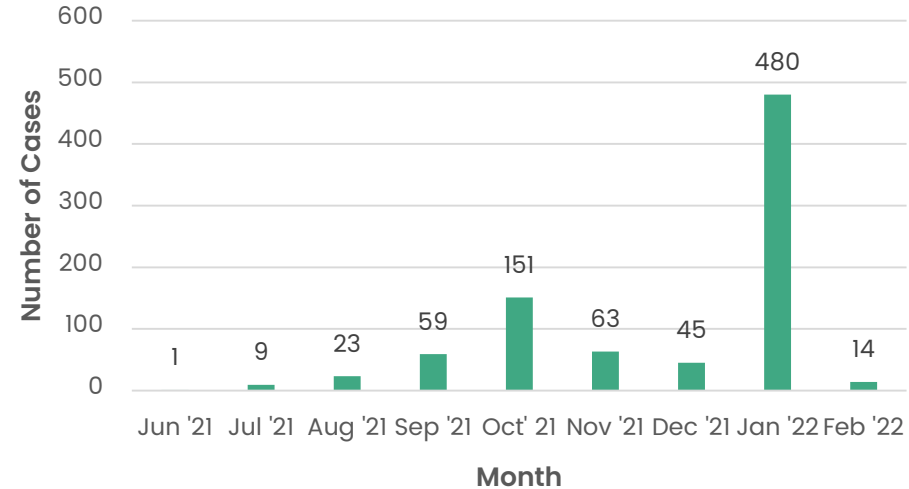
New Monthly Pediatric COVID-19 Cases: Last Week's Report Compared to This Week's Report

New Pediatric COVID-19 Cases



January Cases as of 01/30/22

Monthly New Pediatric COVID-19 Cases



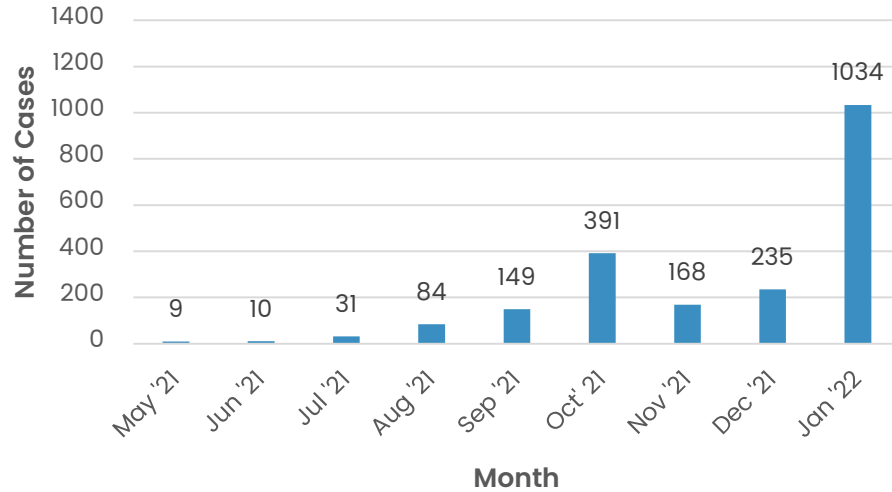
February Cases as of 02/06/22

Notes:

- As of 01/04/2022, case counts reflect cases confirmed by PCR and antigen testing. Prior to 01/04/2022, only PCR-confirmed cases were included in data sets.
- Due to current stress from increases in COVID-19 cases locally and statewide on California infectious disease reporting and contact tracing platforms CalRedie and CalConnect, case counts may be underreported.
- There are six (6) cases with no known date of birth in January 2022

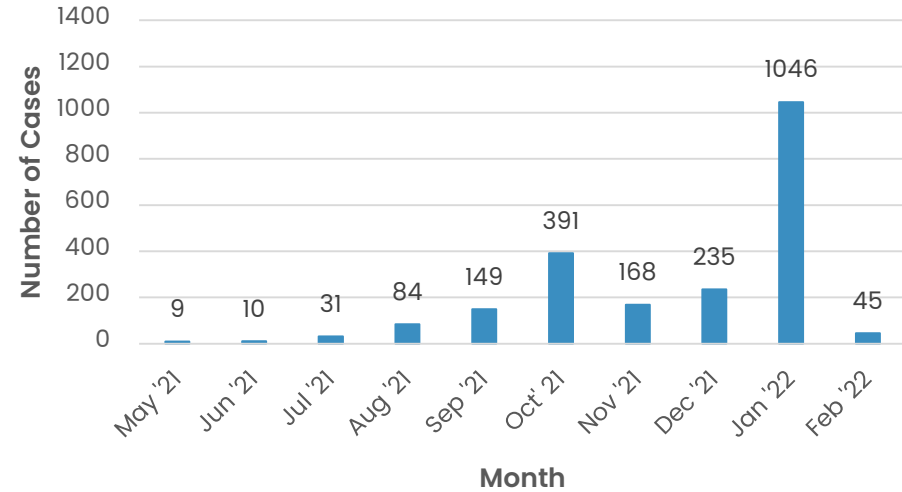
New Monthly Adult COVID-19 Cases: Last Week's Report Compared to This Week's Report

New Adult COVID-19 Cases



January Cases as of 01/30/22

New Adult COVID-19 Cases

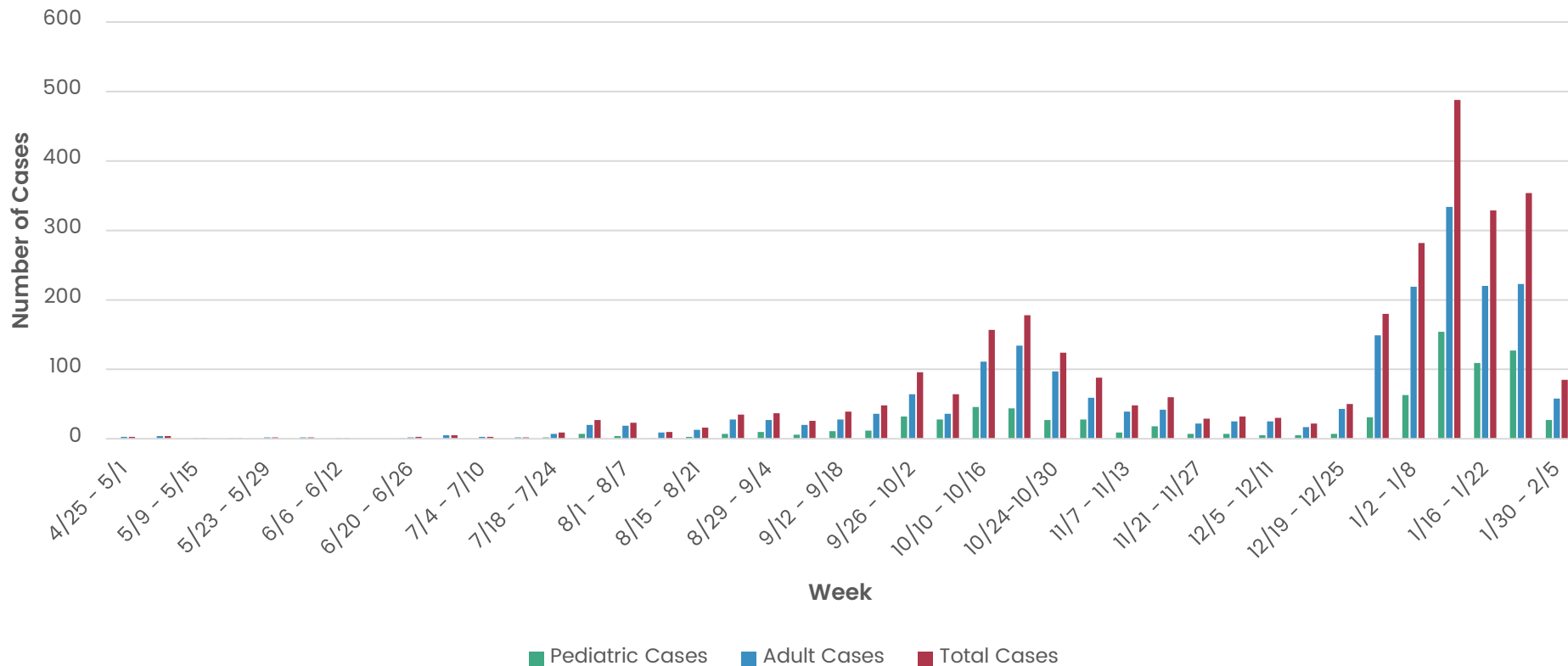


February Cases as of 02/06/22

Notes:

- As of 01/04/2022, case counts reflect cases confirmed by PCR and antigen testing. Prior to 01/04/2022, only PCR-confirmed cases were included in data sets.
- Due to current stress from increases in COVID-19 cases locally and statewide on California infectious disease reporting and contact tracing platforms CalRedie and CalConnect, case counts may be underreported.
- There are six (6) cases with no known date of birth in January 2022

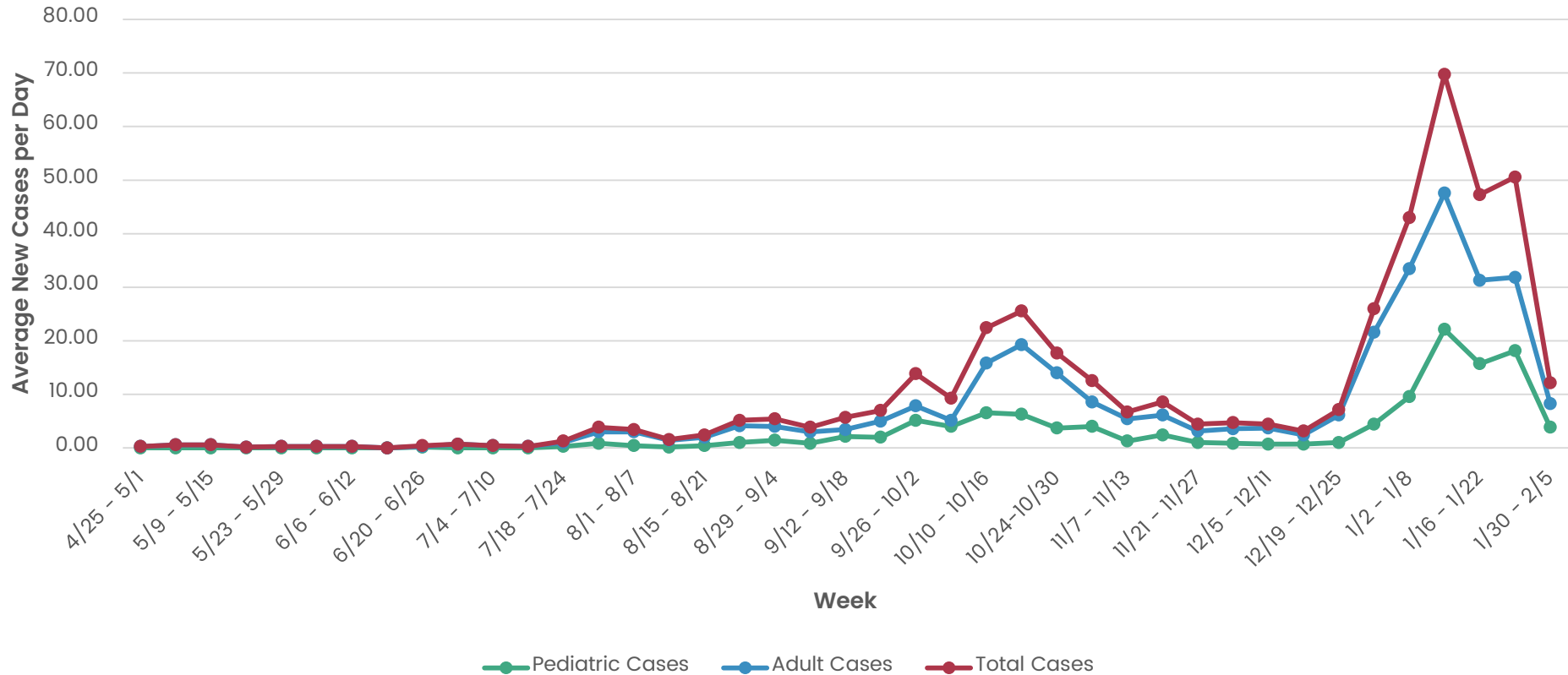
New Weekly Adult and Pediatric COVID-19 Cases



Notes:

- As of 01/04/2022, case counts reflect cases confirmed by PCR and antigen testing. Prior to 01/04/2022, only PCR-confirmed cases were included in data sets.
- Due to current stress from increases in COVID-19 cases locally and statewide on California infectious disease reporting and contact tracing platforms CalRedie and CalConnect, case counts may be underreported.
- There are six (6) cases with no known date of birth in January 2022

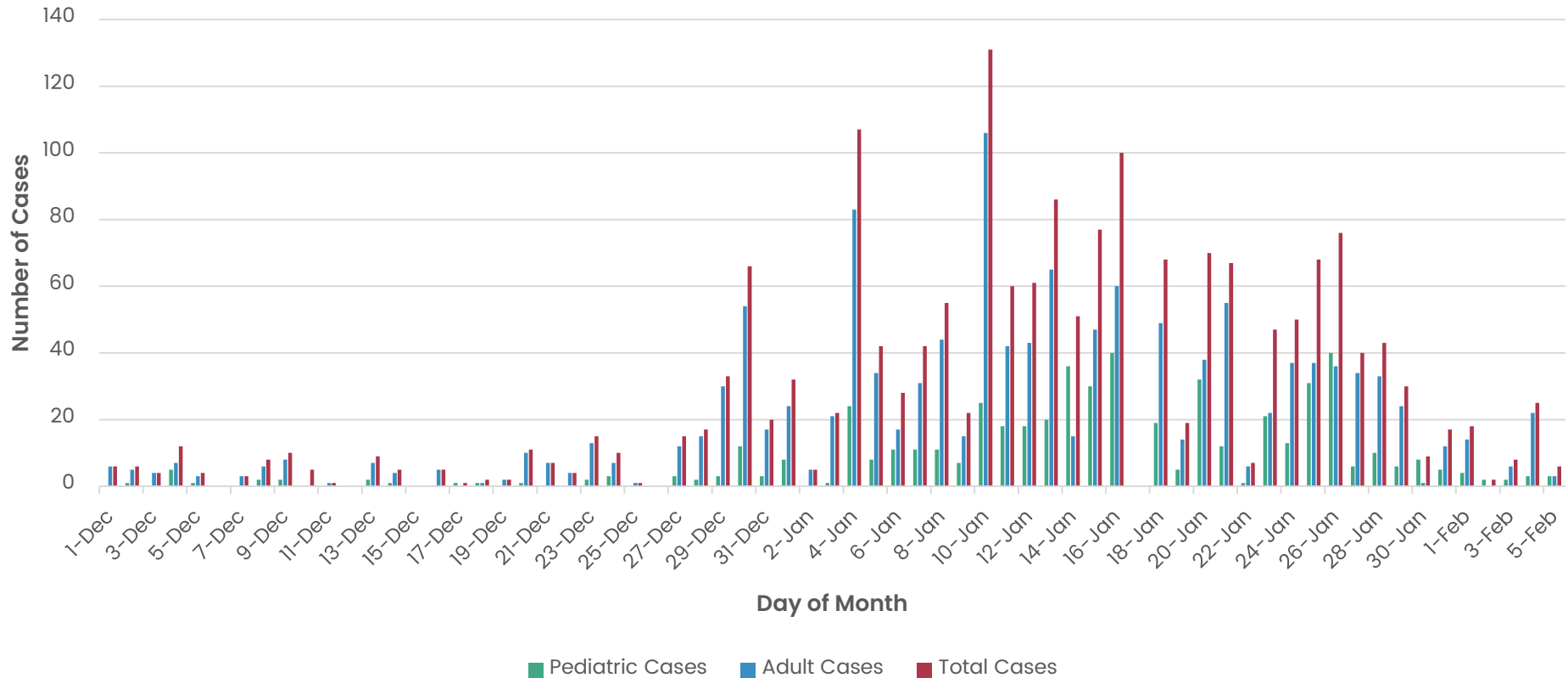
7-Day Average of New COVID-19 Cases



Notes:

- As of 01/04/2022, case counts reflect cases confirmed by PCR and antigen testing. Prior to 01/04/2022, only PCR-confirmed cases were included in data sets.
- Due to current stress from increases in COVID-19 cases locally and statewide on California infectious disease reporting and contact tracing platforms CalRedie and CalConnect, case counts may be underreported.
- There are six (6) cases with no known date of birth in January 2022

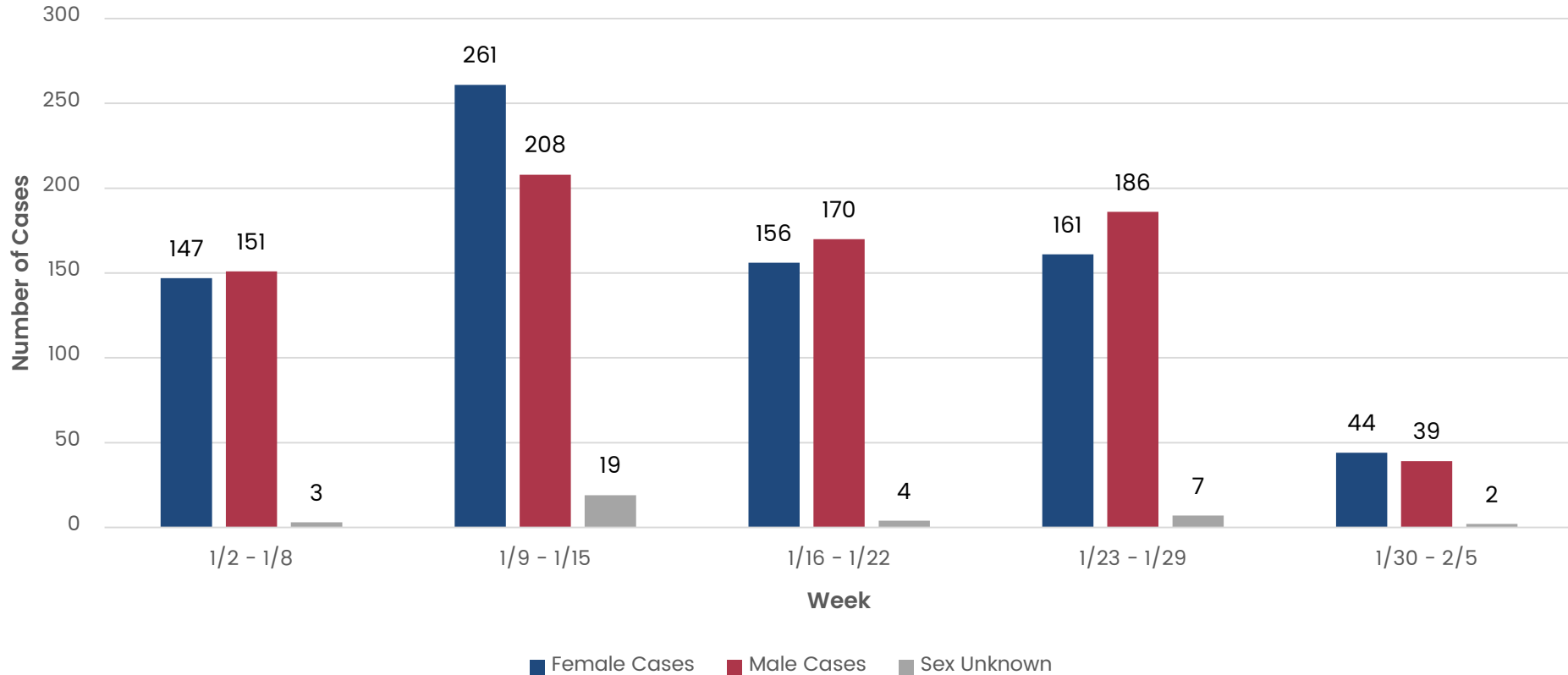
New Daily COVID-19 Cases: December, January, and February



Notes:

- As of 01/04/2022, case counts reflect cases confirmed by PCR and antigen testing. Prior to 01/04/2022, only PCR-confirmed cases were included in data sets.
- Due to current stress from increases in COVID-19 cases locally and statewide on California infectious disease reporting and contact tracing platforms CalRedie and CalConnect, case counts may be underreported.
- There are six (6) cases with no known date of birth in January 2022

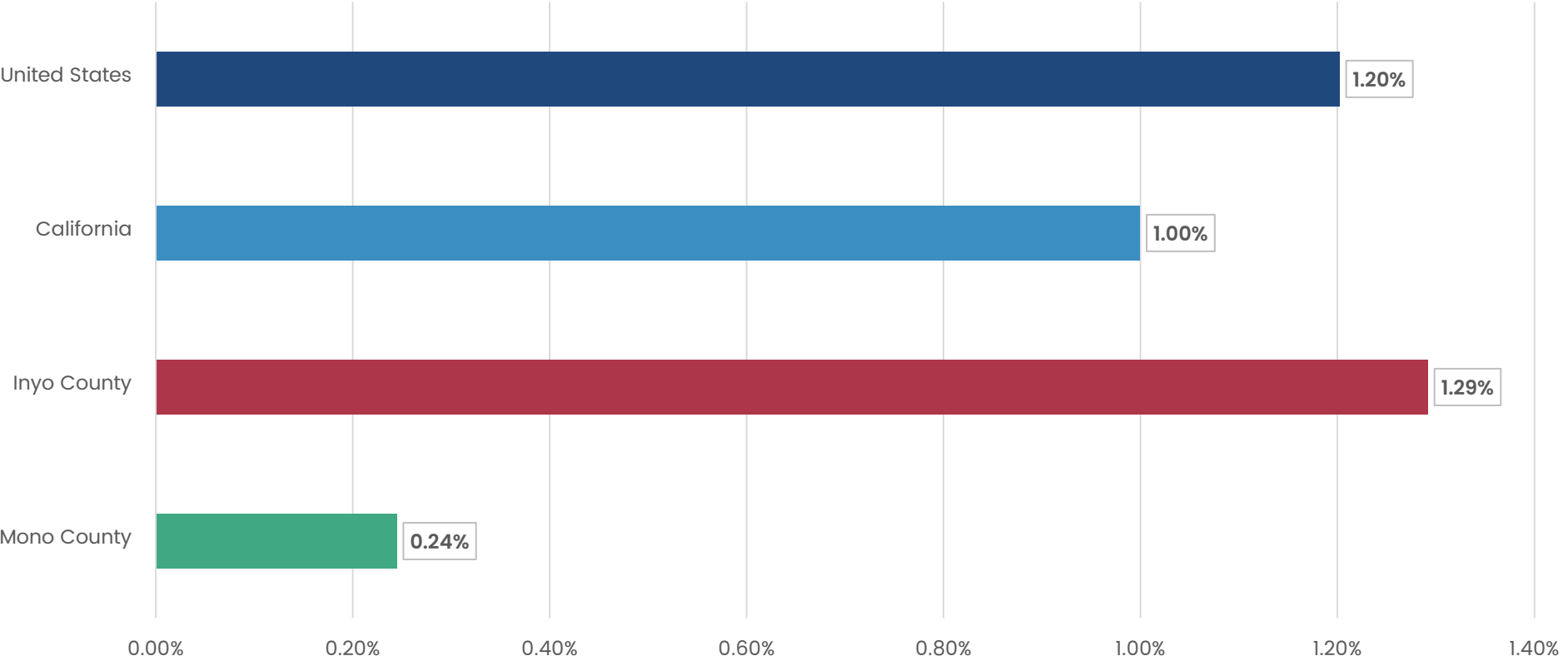
New Weekly COVID-19 Cases by Sex



Notes:

- As of 01/04/2022, case counts reflect cases confirmed by PCR and antigen testing. Prior to 01/04/2022, only PCR-confirmed cases were included in data sets.
- Due to current stress from increases in COVID-19 cases locally and statewide on California infectious disease reporting and contact tracing platforms CalRedie and CalConnect, case counts may be underreported.
- There are six (6) cases with no known date of birth in January 2022

Current COVID-19 Case Fatality Rates



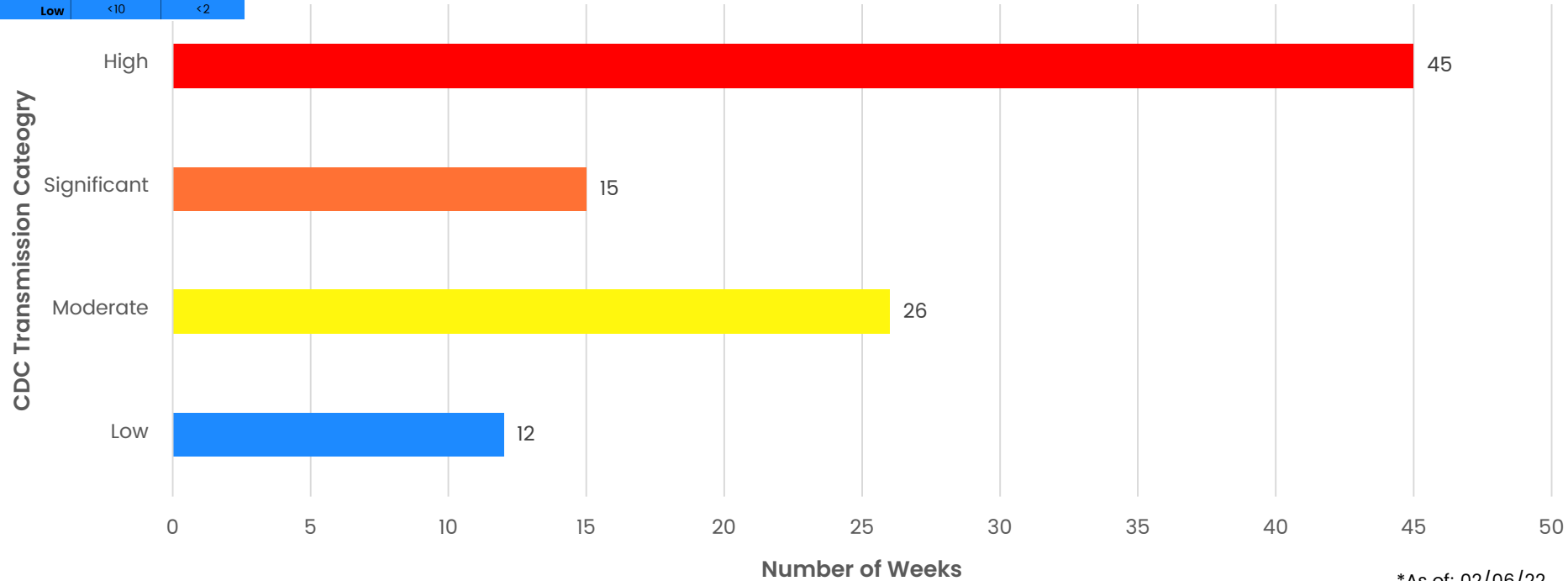
Notes:

- As of 01/04/2022, case counts reflect cases confirmed by PCR and antigen testing. Prior to 01/04/2022, only PCR-confirmed cases were included in data sets.
- Due to current stress from increases in COVID-19 cases locally and statewide on California infectious disease reporting and contact tracing platforms CalRedie and CalConnect, case counts may be underreported.
- There are six (6) cases with no known date of birth in January 2022

CDC Transmission Key

	per 100,000	per 20,000
High	>100	>20
Significant	50 to 99	11 to 20
Moderate	10 to 49	2 to 10
Low	<10	<2

Weeks Spent in Transmission Category



*As of: 02/06/22

COVID-19 RESPONSE



Questions?

Email:

HealthOfficer@inyocounty.us