



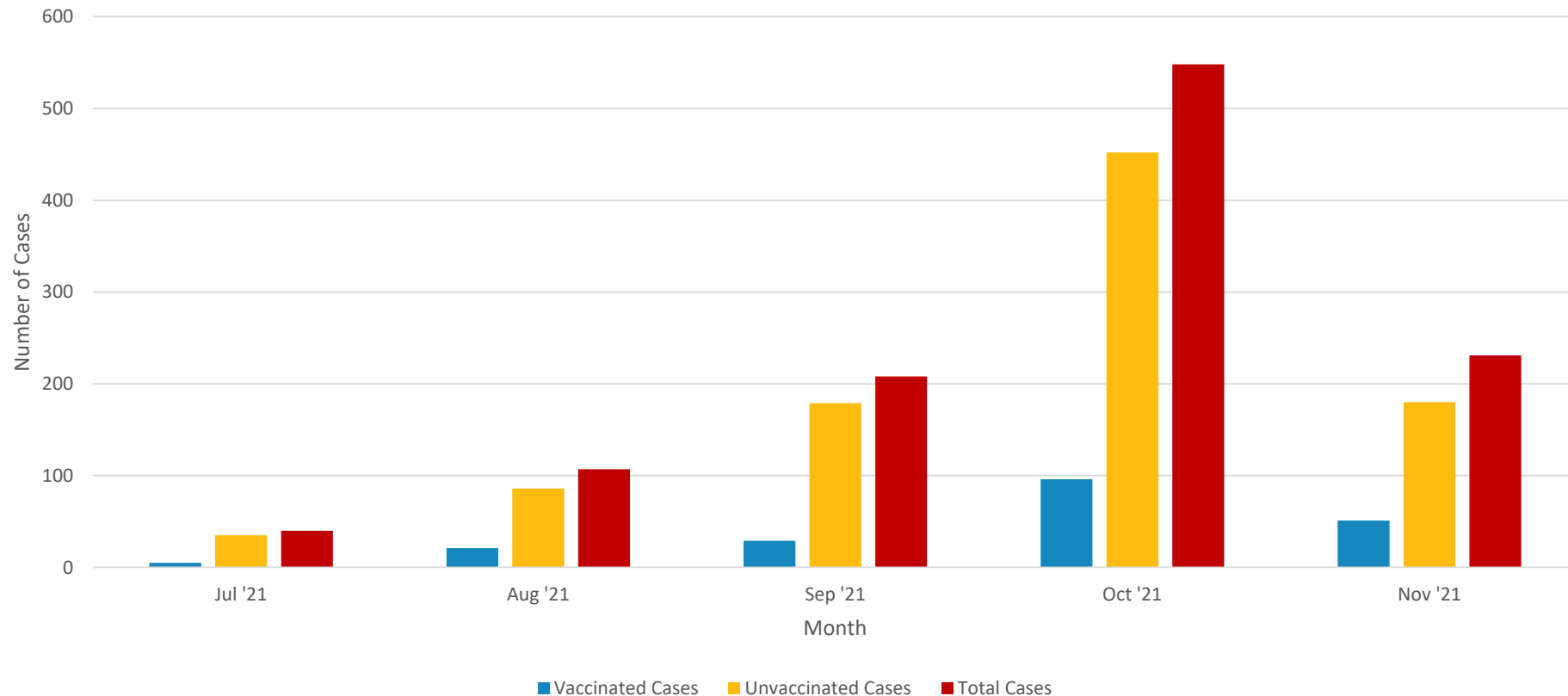
**Inyo County
COVID-19 Response**



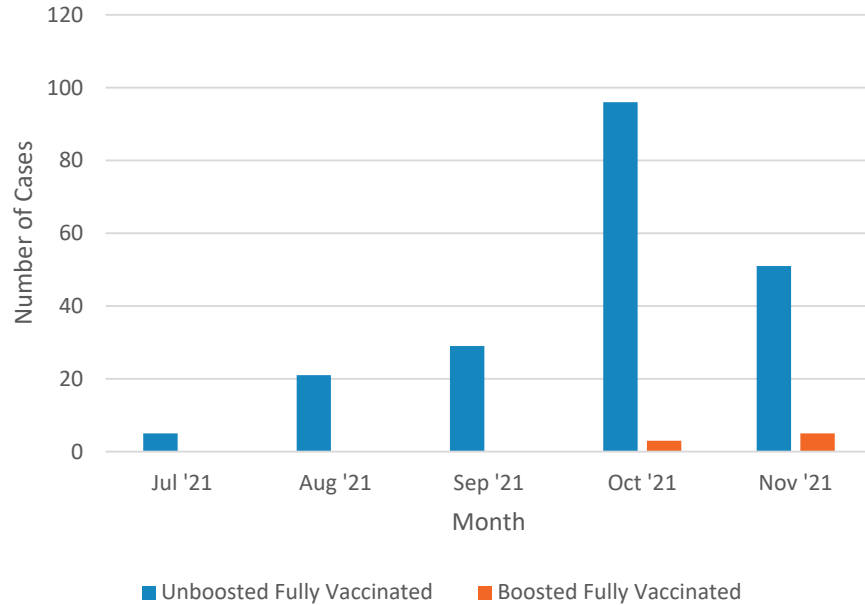
Inyo County COVID-19 Trends: Vaccinated vs. Unvaccinated Cases

Data through November 2021

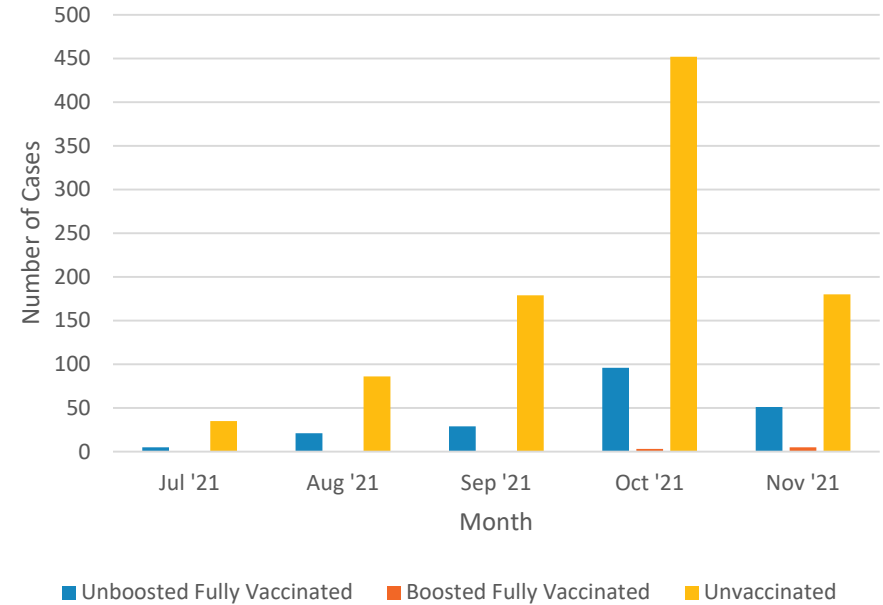
Monthly Total Vaccinated vs. Unvaccinated COVID-19 Cases



Unboosted vs. Boosted Monthly Breakthrough COVID-19 Cases



Unboosted vs. Boosted Monthly Breakthrough COVID-19 Cases vs. Unvaccinated Cases



COVID-19 Trends in Vaccinated Individuals

5 Vaccinated Cases / 40 Total Cases

12.5% of total July cases among vaccinated individuals

Jul 2021

29 Vaccinated Cases / 208 Total Cases

13.9% of total September cases among vaccinated individuals

Sep 2021

51 Vaccinated Cases / 231 Total Cases

22.1% of total November cases among vaccinated individuals

Nov 2021

Aug 2021

21 Vaccinated Cases / 107 Total Cases

19.6% of total August cases among vaccinated individuals

Oct 2021

96 Vaccinated Cases / 548 Total Cases

17.5% of total October cases among vaccinated individuals

COVID-19 Trends in **Unvaccinated** Individuals

35 Unvaccinated Cases / **40** Total Cases

87.5% of total July cases among unvaccinated individuals

Jul 2021

179 Unvaccinated Cases / **208** Total Cases

86.1% of total September cases among unvaccinated individuals

Sep 2021

180 Unvaccinated Cases / **231** Total Cases

77.9% of total November cases among unvaccinated individuals

Nov 2021

Aug 2021

86 Unvaccinated Cases / **107** Total Cases

80.4% of total August cases among unvaccinated individuals

Oct 2021

452 Unvaccinated Cases / **548** Total Cases

82.5% of total October cases among unvaccinated individuals

Note:

Current analyses of COVID-19 among fully vaccinated¹ individuals in Inyo County assesses individuals who received a PCR test positive for COVID-19 at least 14 days following a second dose of the currently available 2-dose mRNA vaccines (Pfizer or Moderna) or 14 days following the first and only dose of the currently available single-dose vaccine (J&J). Analyses are only estimates and data is subject to change.

¹ Fully vaccinated individuals have received at least the recommended 2-dose or single-dose series of a currently available COVID-19 vaccine.

Data Sources:

*Data on vaccinated COVID-19 cases obtained from [CAIR II](#), California's statewide immunization reporting platform

*Data on total COVID-19 cases in Inyo County obtained from California's infectious disease and contact tracing platforms [CalRedie](#) and [CalConnect](#)



Inyo County COVID-19 Response



Questions? Email:

HealthOfficer@inyocounty.us

or

VaccineInfo@inyocounty.us