



# COVID-19 RESPONSE

# COVID-19 Update

Tuesday, October 26, 2021

# Case Rate

Scan the QR Code with a  
smart phone, or visit:

[www.inyocounty.us/covid-19/covid-19-case-rate](http://www.inyocounty.us/covid-19/covid-19-case-rate)



## COVID-19 Case Rate | Monday, October 25, 2021

### Inyo County

Positive COVID-19 Cases:	Active COVID-19 Cases:	Confirmed COVID-19 Deaths:
2,207	239	41
+59 case increase over 10/22/21 update		+0 death increase over 10/22/21 update

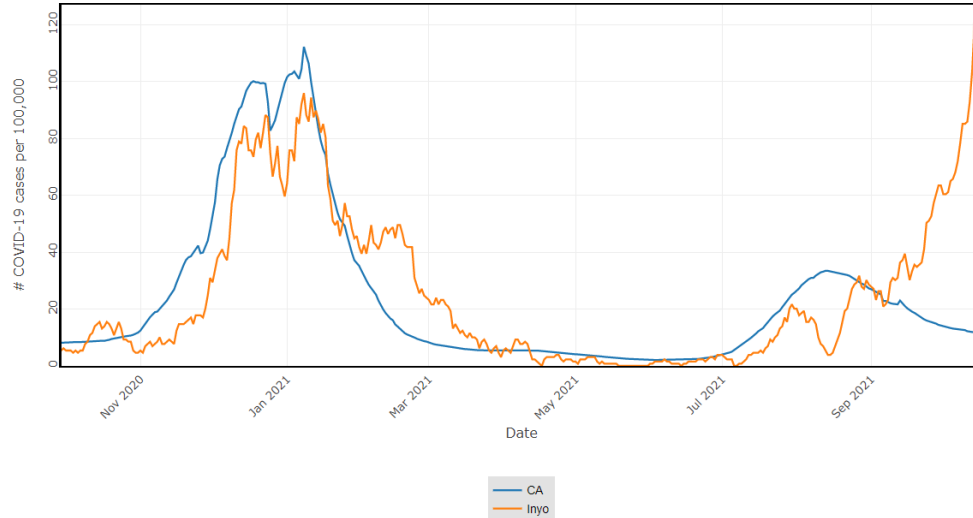
### Inyo County COVID-19 Case Demographics

Ages		Active Cases
Ages 0-17		62
Ages 18-49		95
Ages 50-64		49
Ages 65+		31
Unreported or Missing Data		2
Gender		Active Cases
Male		115
Female		124
Gender ID or Missing Data		0
Location		Active Cases
North County (Communities North of and including Big Pine)		187
South County (Communities South of and including Independence)		50
East County (Communities East of Lone Pine)		2
Unreported or Missing Data		0

# Case Trends

## Inyo County vs. California

Case rate per 100,000 per day (7 day avg w/ 7 day lag) for  
Multiple Locations

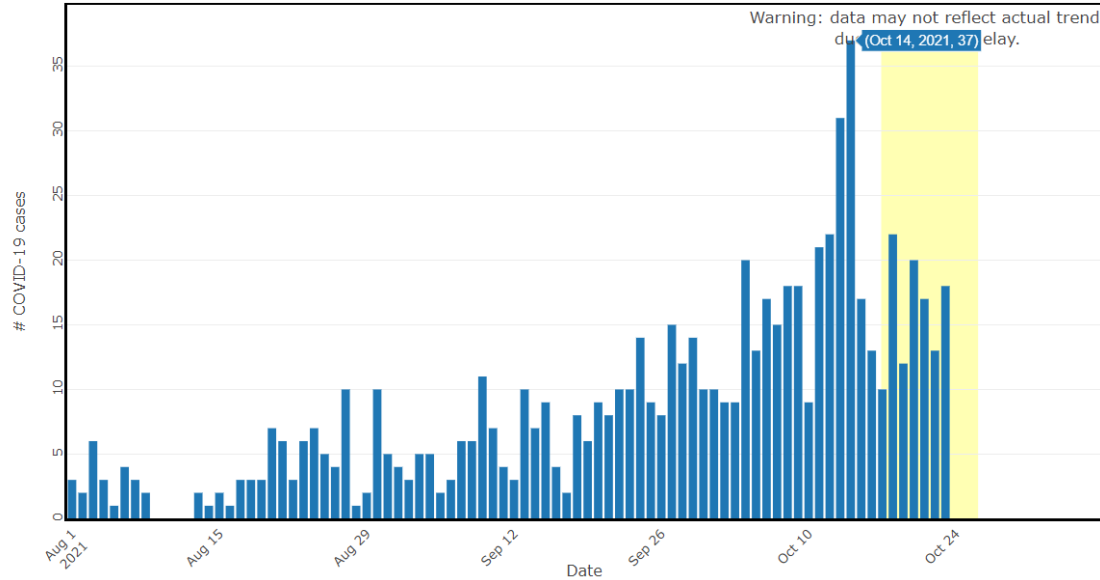


- Inyo County currently has the highest case rate (116.9 per 100,000 people) and test positivity rate (24.1%) in California
- Inyo is currently experiencing the highest COVID-19 case rate since the beginning of the pandemic

# Case Trends

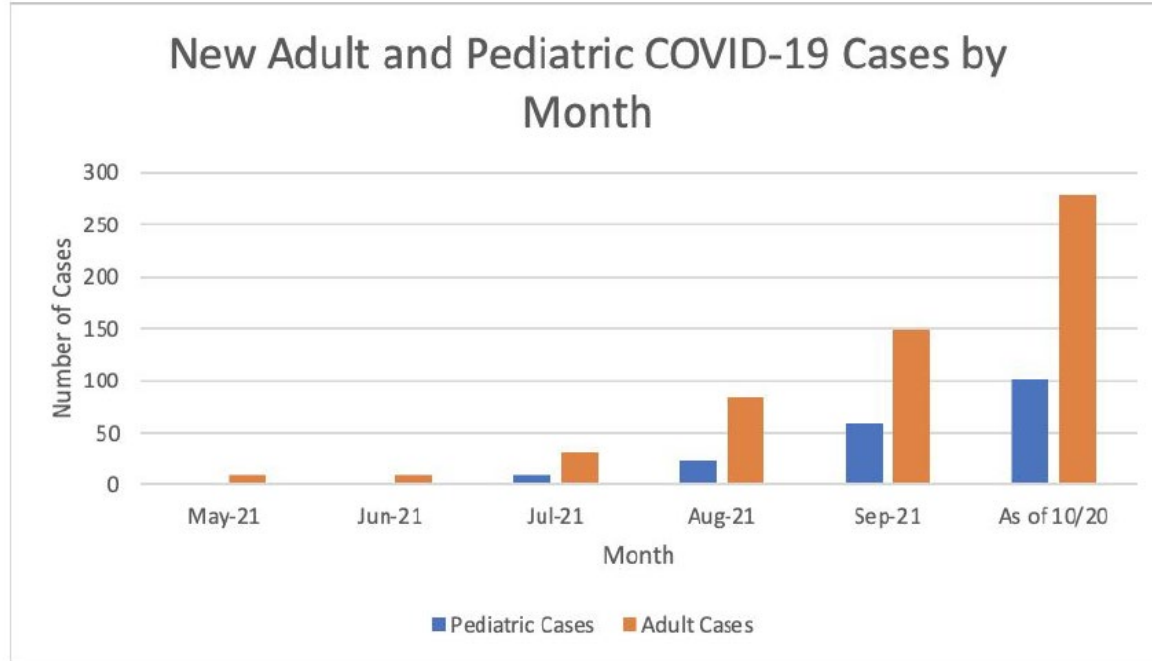
## Inyo County – day-over-day

# New cases for  
Inyo



# Case Trends

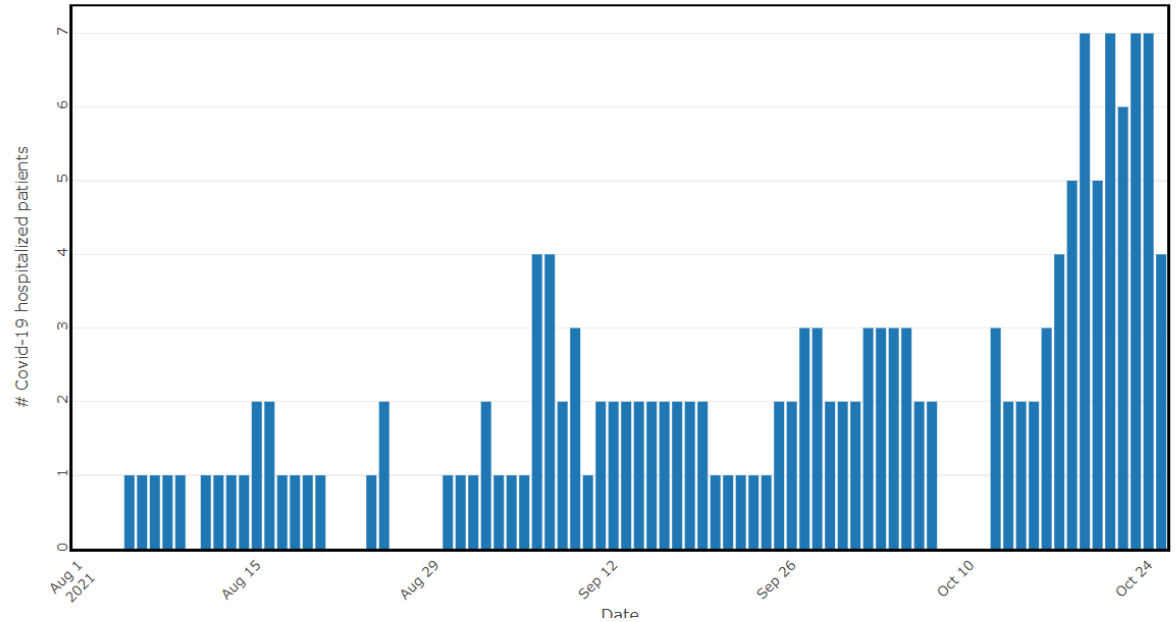
## Inyo County – New Cases by Month



# Hospitalizations

## Inyo County

# of hospitalized patients that are COVID+ (hosp w/ ED) for Inyo



# Health Officer Order

## Universal Masking

Scan the QR Code with a  
smart phone, or visit:

[www.inyocounty.us/covid-19/orders-guidance](http://www.inyocounty.us/covid-19/orders-guidance)



### Current Orders and Guidance (CDPH):

- Mask required for all in certain indoor settings: healthcare, public transit, schools, correctional facilities, shelters, long term care and adult/senior care facilities
- Masks required for unvaccinated individuals in indoor public settings

### Local Health Officer Order:

- Institute universal masking in indoor public settings to address high rate of COVID-19 in Inyo County
- Adds an extra precautionary measure for all to reduce the transmission of COVID-19, especially in communities currently seeing the highest transmission rates

# Inyo County

## Suspected Post-Vaccination COVID-19 Cases

July 2021: 12 cases | 29% of total July cases

August 2021: 22 cases | 19.6% of total August cases

September 2021: 23 cases | 11% of total September cases

October 2021: 25 cases | 6% of total October cases to date (as of 10/25/21)

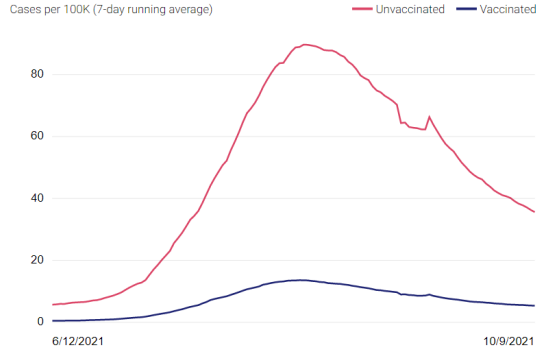
- Suspect high percentage of breakthrough infections in July and August to be associated with Delta Variant outbreak in the county
- September and October breakthrough infections constitute a low percentage of total infections, especially considering the high transmission rates that we have had throughout both of those months
- Although these are estimates because we can't confirm 100% whether people are vaccinated, we can still extrapolate from our county-level data that vaccines are protective against infection and being unvaccinated puts our residents at higher risk for infection.



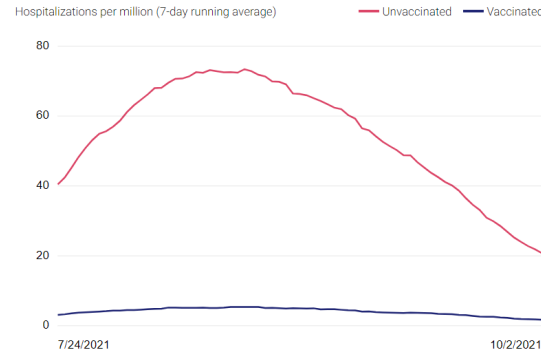
# COVID-19 Vaccine Effectiveness

Scan the QR Code with a smart phone, or visit:

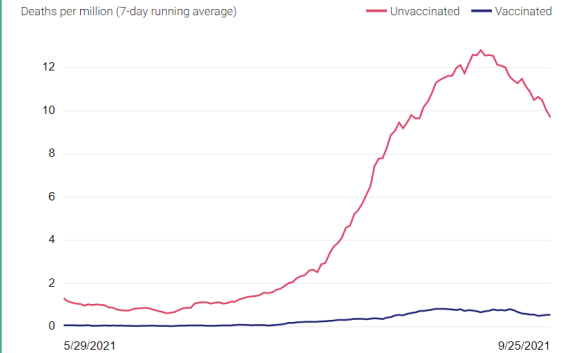
[covid19.ca.gov/state-dashboard/#postvax-status](https://covid19.ca.gov/state-dashboard/#postvax-status)



From October 3, 2021 to October 9, 2021, unvaccinated people were **6.6 times more likely** to get COVID-19 than fully vaccinated people.



From September 26, 2021 to October 2, 2021, unvaccinated people were **12.0 times more likely** to be hospitalized with COVID-19 than fully vaccinated people.



From September 19, 2021 to September 25, 2021, unvaccinated people were **17.8 times more likely** to die from COVID-19 than fully vaccinated people.

# COVID-19 Vaccine

## Inyo County Vaccine Coverage

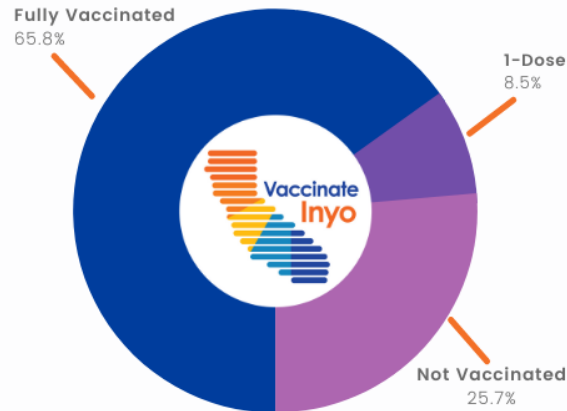
Scan the QR Code with a smart phone, or visit:

[www.inyocounty.us/covid19-vaccines](http://www.inyocounty.us/covid19-vaccines)



### Vaccinated Status Inyo County

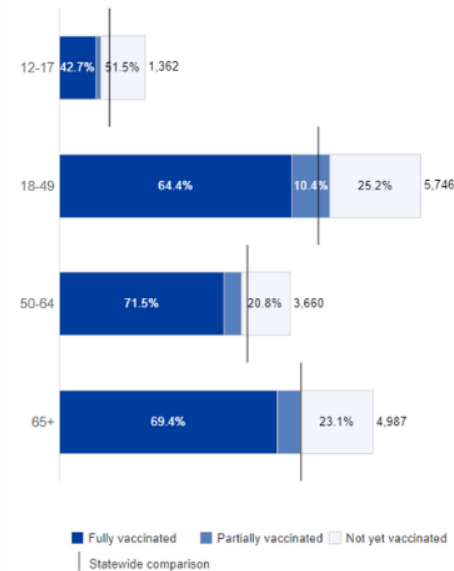
**Eligible Population\*: 15,755**



\*Percent of people that are either partially/fully vaccinated through state & federal entities out of the estimated 12+ population

### Vaccinated Status by Age Inyo County

As of: 10/25/2021



# COVID-19 Vaccine

## Upcoming Clinics

Scan the QR Code with a  
smart phone, or visit:

[covid-19-vaccine-fact-  
sheets.constantcontactsites.com/](https://covid-19-vaccine-fact-sheets.constantcontactsites.com/)



- **Next COVID-19 Mass Vaccination Event:**
  - Saturday, November 20, 2021
- **EUA changes recently approved OR under consideration**
  - Moderna Booster – approved
  - Janssen Booster – approved
  - Heterologous (Mix and Match) Booster– approved
  - Pfizer for ages 5-11 (~ November 3)

# COVID-19 RESPONSE



## Questions? Email:

[HealthOfficer@inyocounty.us](mailto:HealthOfficer@inyocounty.us)

or

[VaccineInfo@inyocounty.us](mailto:VaccineInfo@inyocounty.us)