



# COVID-19 RESPONSE

## COVID-19 Update

Tuesday, November 23, 2021

- No Board Meeting 11/22/21 | week of Thanksgiving -

# Case Numbers

Scan the QR Code with a smart phone, or visit:

[www.inyocounty.us/covid-19/covid-19-case-rate](http://www.inyocounty.us/covid-19/covid-19-case-rate)



## COVID-19 Case Numbers | Monday, November 22, 2021

### Inyo County

Positive  
COVID-19 Cases:

2,519

+26 case increase  
over 11/19/21 update

Active  
COVID-19 Cases:

72

Confirmed  
COVID-19 Deaths:

45

+1 death increase  
over 11/19/21 update

### Inyo County COVID-19 Case Demographics

Ages	Active Cases
Ages 0-17	18
Ages 18-49	35
Ages 50-64	13
Ages 65+	6
Unreported or Missing Data	0
Gender	Active Cases
Male	40
Female	32
Gender ID or Missing Data	0
Location	Active Cases
North County (Communities North of and including Big Pine)	63
South County (Communities South of and including Independence)	9
East County (Communities East of Lone Pine)	0
Unreported or Missing Data	0

Case Report update shared on: Mondays, Wednesdays and Fridays \*

Monday report includes:  
Friday, Saturday, and Sunday  
positive cases

Wednesday report includes:  
Monday and Tuesday  
positive cases

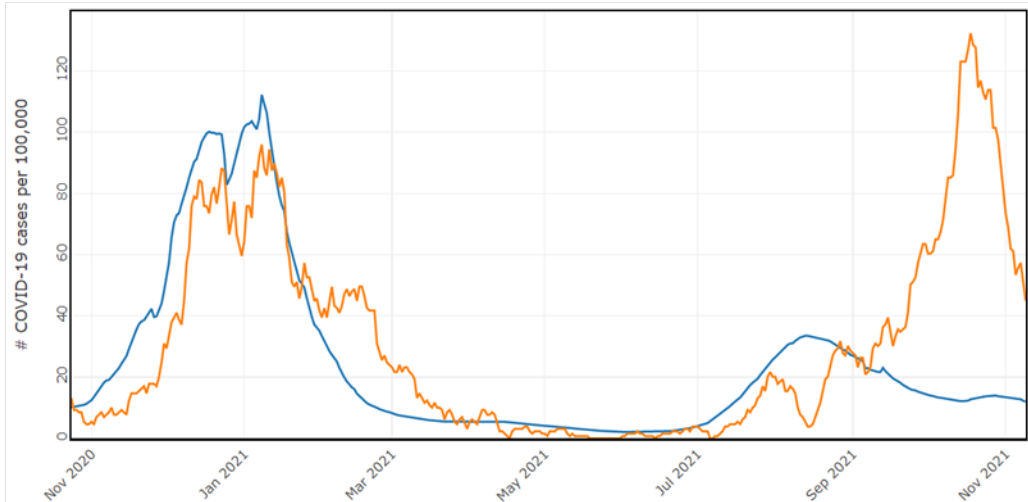
\*Friday report includes:  
Wednesday and Thursday  
positive cases

\* There will be no case number  
update on Friday 11/26/21 due to  
the Holiday.

# Case Trends

## Inyo County vs. California

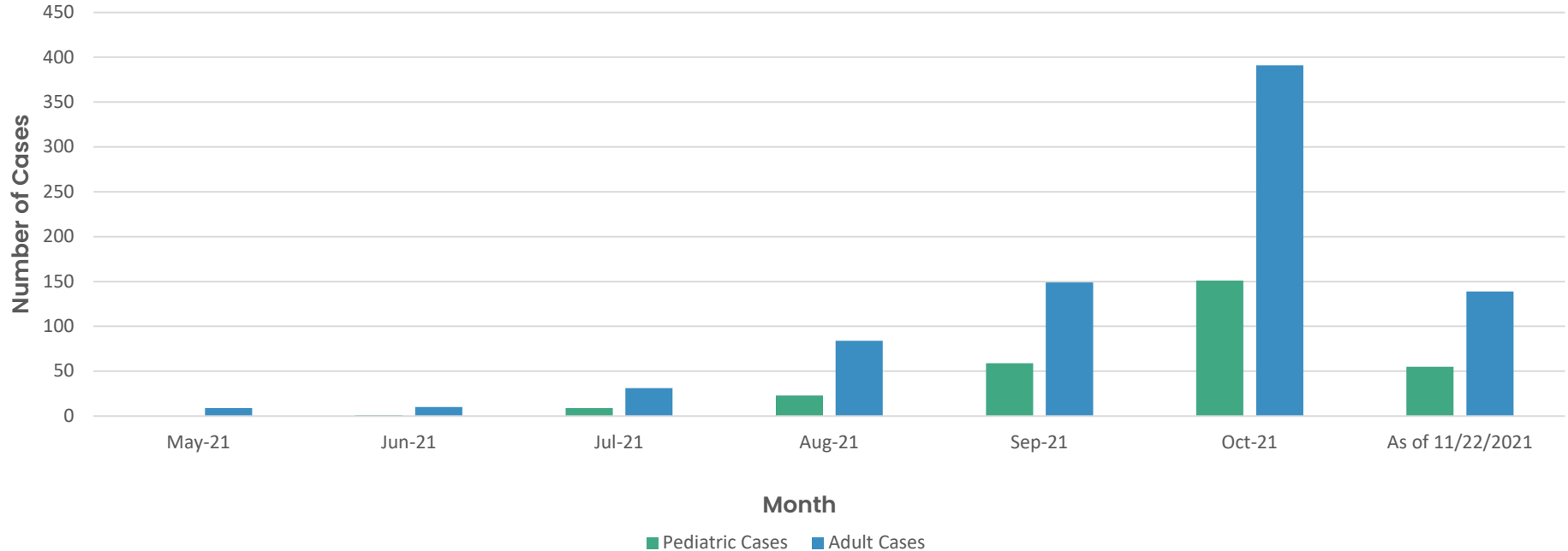
Case Rate per 100,000 per day  
(7 day avg. w/ 7 day lag) for: **California** and **Inyo**



- Inyo County continues to log the highest case rate (46.5 per 100,000 people) and test positivity rate (11.9%) in California
- Over the past 2 weeks we have continued to see lower number of cases, but continue to outpace case rates throughout California
- Lower number of cases could be contributed to more vaccine coverage, indoor mask wearing, and generally lower transmission throughout the community

# Case Trends

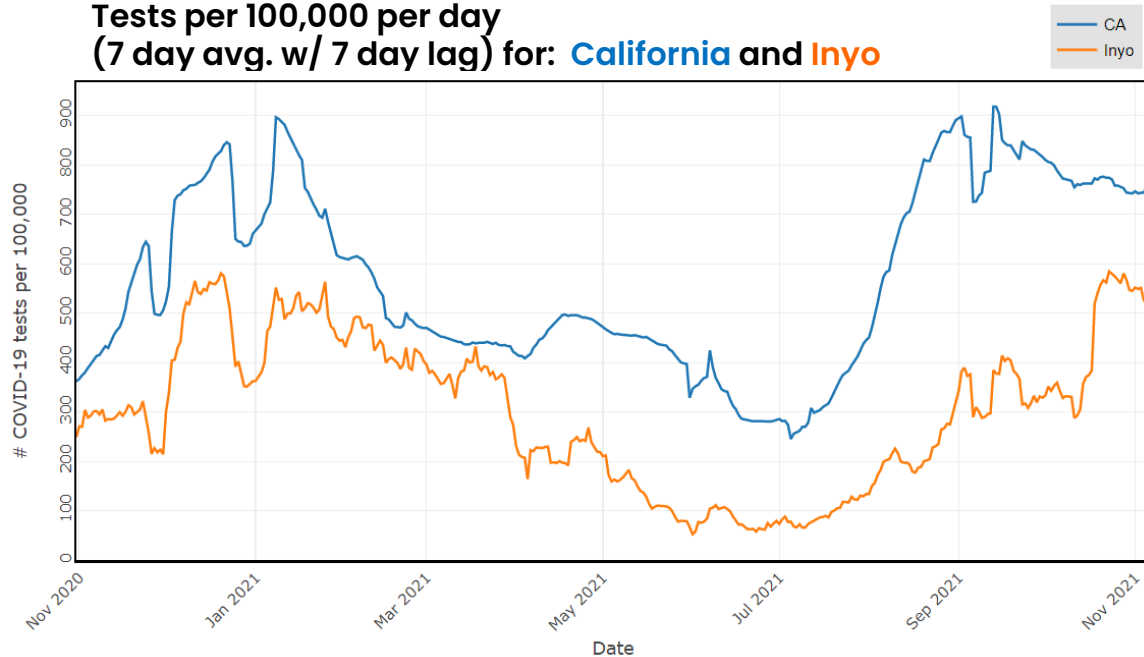
## Inyo County – New Adult and Pediatric COVID-19 Cases by Month



# Testing Trends

## Inyo County vs. California

Tests per 100,000 per day  
(7 day avg. w/ 7 day lag) for: **California** and **Inyo**



Demand for testing has remained high through October into November 2021

- Higher number of individuals seeking testing due to symptoms or referral from contact tracing
- Required surveillance testing in some workplaces

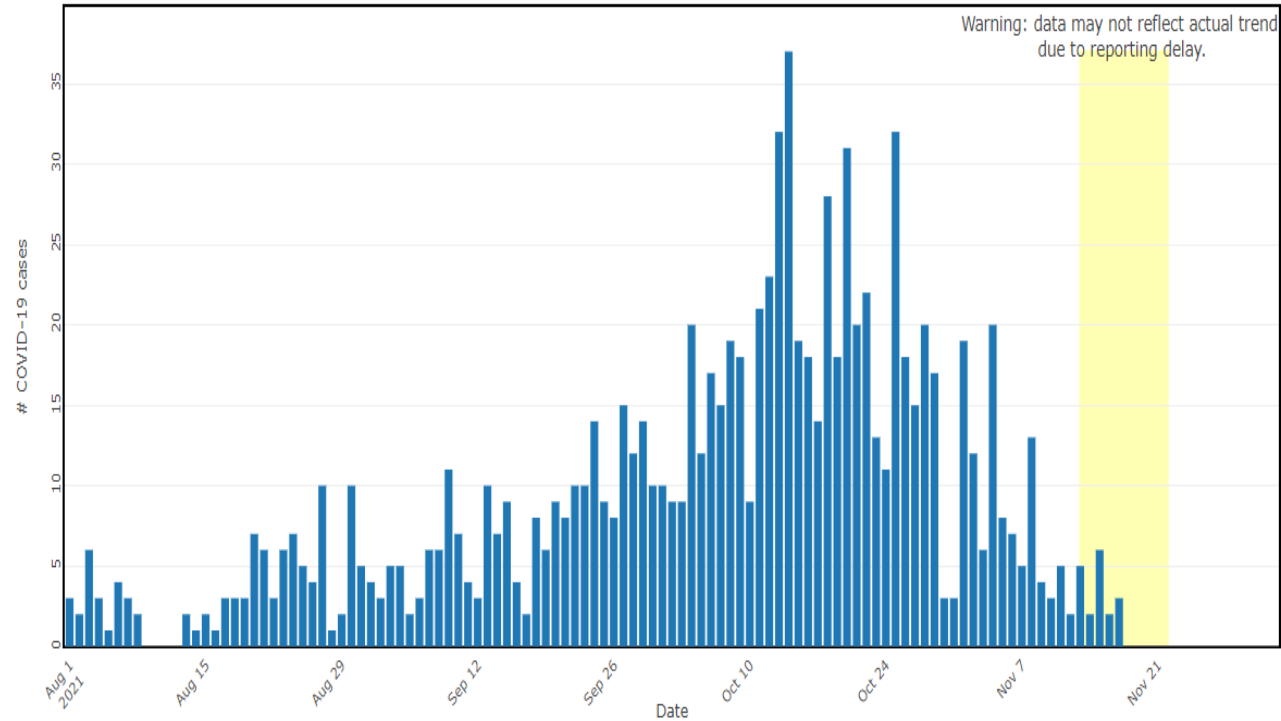


- **NEW** Hours and Additional Days:  
Bishop: **8:00 am to 4:00 pm**  
(lunch from Noon to 1:00 pm)  
Monday, Wednesday, & Thursday  
  
Lone Pine: **9:00 am to 6:00 pm**  
(lunch from 11:00 am to 1:00 pm)  
Tuesday & Friday

Testing this week will NOT be offered on Thursday (11/25) or Friday (11/26) due to the Thanksgiving Holiday

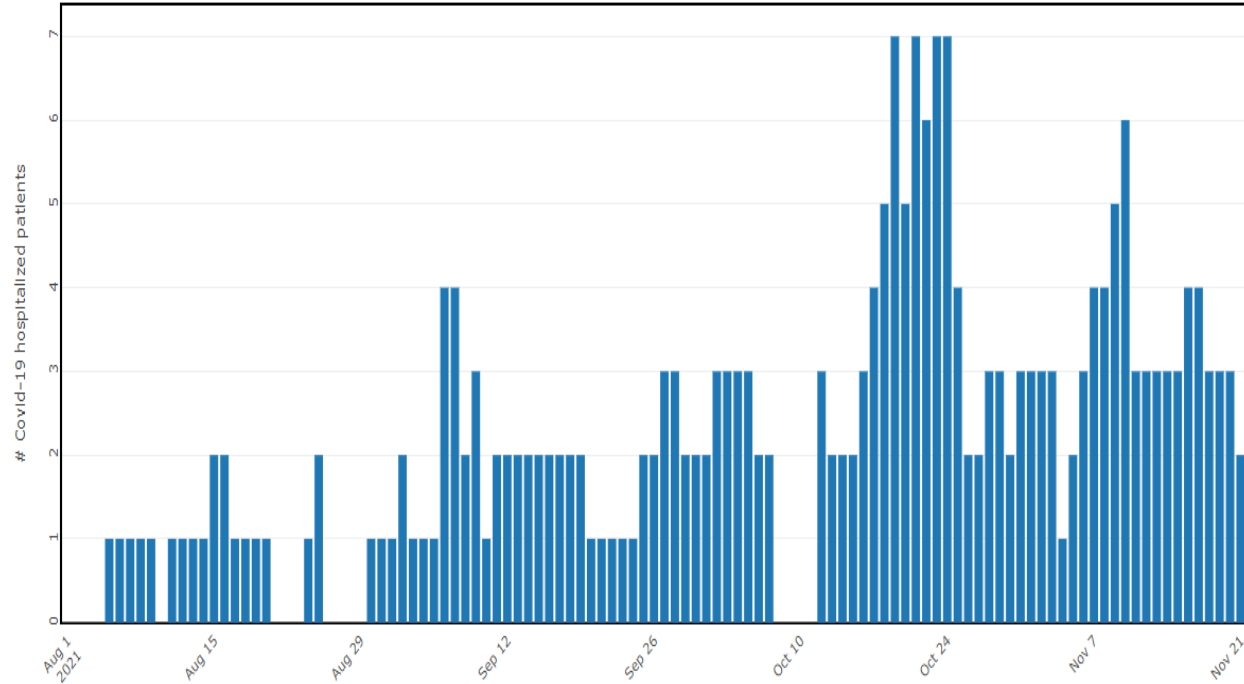
# Case Trends - Inyo County

New Cases(Day-over-day):  
Inyo



# Hospitalizations - Inyo County

**# Hospitalized Patients  
that are COVID-19 positive (+):**  
**Inyo**



# Inyo County

## Post-Vaccination Cases

Scan the QR Code with a  
smart phone, or visit:  
[www.inyocounty.us/covid-19/data-resources](http://www.inyocounty.us/covid-19/data-resources)



July 2021: 12 cases | 29% of total July cases

August 2021: 22 cases | 19.6% of total August cases

September 2021: 23 cases | 11% of total September cases

October 2021: 30 cases | 5.5% of total October cases

- September and October breakthrough infections constitute a low percentage of total infections, especially considering the high transmission rates that we have had throughout both of those months
- Post-Vaccination Cases at the local level are compiled and updated after the end of each month.



# Health Officer Order

## Universal Masking

Scan the QR Code with a  
smart phone, or visit:  
[www.inyocounty.us/covid-19/orders-guidance](http://www.inyocounty.us/covid-19/orders-guidance)



### Current Orders and Guidance (CDPH):

- Mask required for all individuals in certain indoor settings: healthcare, public transit, schools, correctional facilities, shelters, long term care and adult/senior care facilities
- Masks required for unvaccinated individuals in indoor public settings

### Local Health Officer Order:

- Instituted universal masking in indoor public settings to address high rate of COVID-19 transmission in Inyo County
- An effective mask has both good fit and good filtration. Good fit and filtration improve protection for others if you are infected and protection for you if you are exposed to an infected person.

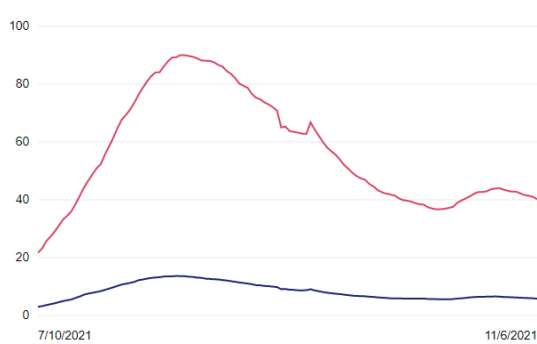
<https://www.cdph.ca.gov/Programs/CID/DCDC/Pages/COVID-19/Get-the-Most-out-of-Masking.aspx>

# COVID-19 Vaccine Effectiveness – California

Scan the QR Code with a smart phone, or visit:  
[covid19.ca.gov/state-dashboard/#postvax-status](https://covid19.ca.gov/state-dashboard/#postvax-status)

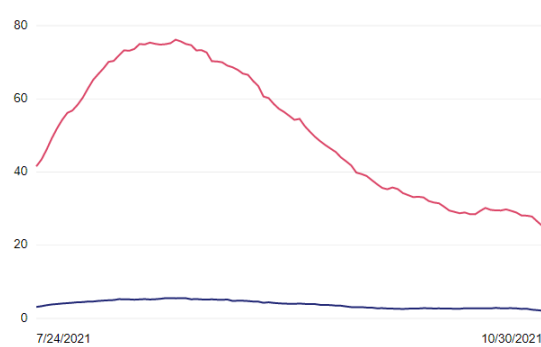


Cases per 100K (7-day running average)



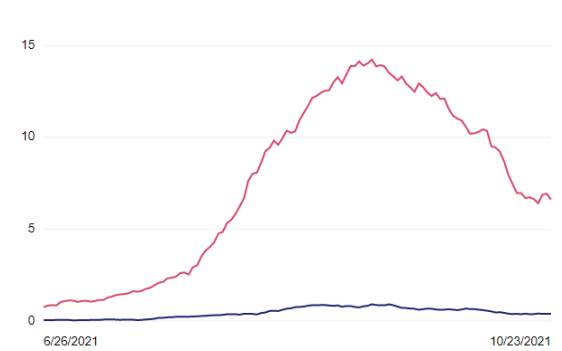
From October 31, 2021 to November 6, 2021, unvaccinated people were 6.9 times more likely to get COVID-19 than fully vaccinated people.

Hospitalizations per million (7-day running average)



From October 24, 2021 to October 30, 2021, unvaccinated people were 11.9 times more likely to be hospitalized with COVID-19 than fully vaccinated people.

Deaths per million (7-day running average)



From October 17, 2021 to October 23, 2021, unvaccinated people were 16.5 times more likely to die from COVID-19 than fully vaccinated people.

# COVID-19 Vaccine

## Inyo County Vaccine Coverage

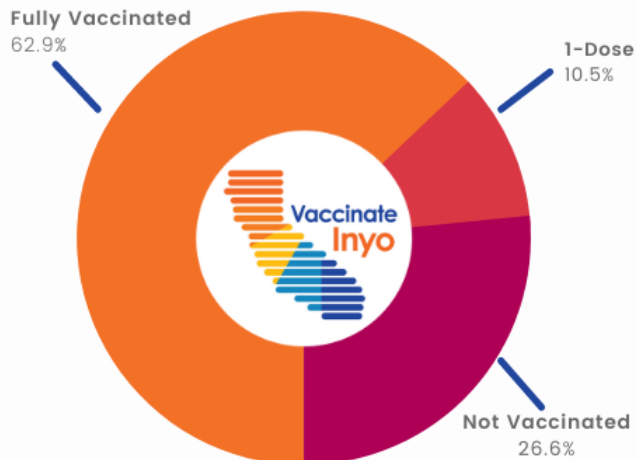
Scan the QR Code with a  
smart phone, or visit:

[www.inyocounty.us/covid19-vaccines](http://www.inyocounty.us/covid19-vaccines)



### Vaccinated Status Inyo County

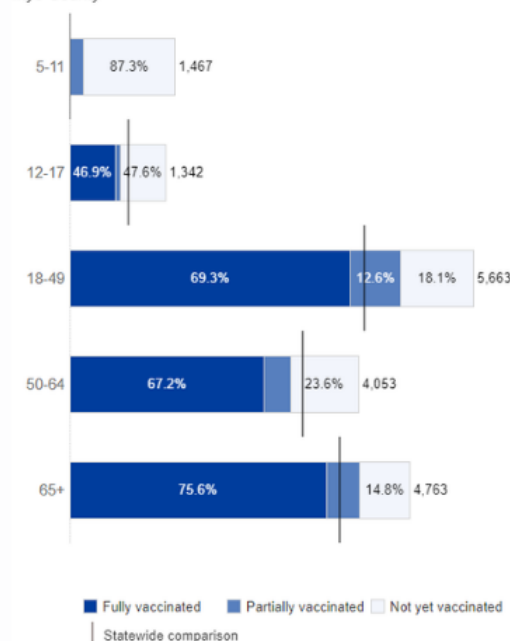
Eligible Population\*: 17,288



\*Percent of people that are either partially/fully vaccinated through state & federal entities out of the estimated 5+ population

### Vaccinated Status by Age Inyo County

As of: 11/24/2021



### Vaccine Coverage Note:

As of Wednesday, November 10, 2021, CDPH & Inyo County reports and dashboards showing the percentage of people vaccinated adjusted to using the number of people 5 years and older as the denominator, instead of the number of people 12 years and older.

# COVID-19 Vaccine Clinics

Scan the QR Code with a smart phone, or visit:

[covid-19-vaccine-fact-sheets.constantcontactsites.com/](https://covid-19-vaccine-fact-sheets.constantcontactsites.com/)



COVID-19 Vaccine booster shots are available for the following vaccine recipients:

**Pfizer-BioNTech** / COMIRNATY or **Moderna**

A Booster dose of the Pfizer or Moderna vaccine is recommended if you:

- Received your second dose at least six months ago; and
- Are age 18+ and are at risk of COVID-19 exposure

**Janssen-Johnson & Johnson**

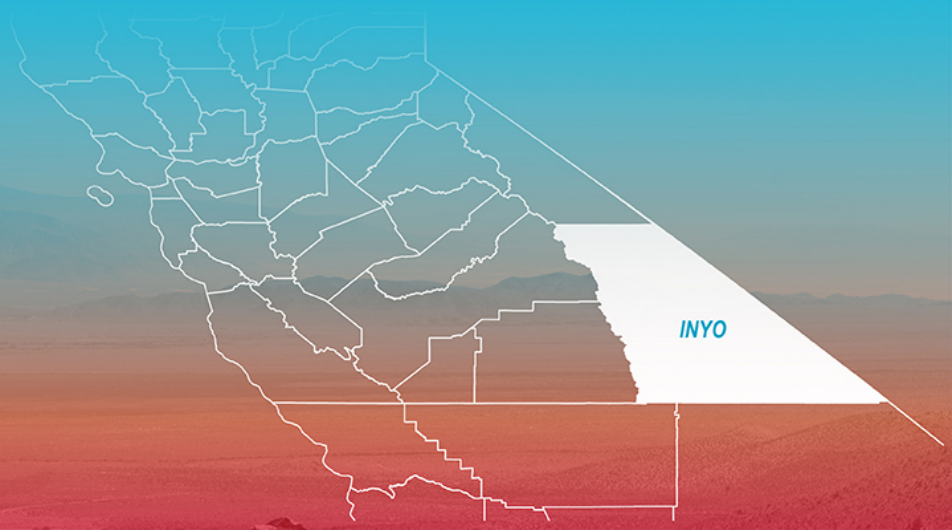
A Booster dose of the Johnson & Johnson vaccine is recommended if you:

- Received your first dose of the Johnson & Johnson vaccine at least two months ago; and
- Are age 18+

You can book an appointment or find community vaccine clinics by visiting: [www.inyocounty.us/covid19-vaccines/vaccine-clinics](https://www.inyocounty.us/covid19-vaccines/vaccine-clinics) OR [MyTurn.ca.gov](https://MyTurn.ca.gov)



# COVID-19 RESPONSE



## Questions? Email:

[HealthOfficer@inyocounty.us](mailto:HealthOfficer@inyocounty.us)

or

[VaccineInfo@inyocounty.us](mailto:VaccineInfo@inyocounty.us)