



**COVID-19  
RESPONSE**

**RESPUESTA AL  
COVID-19**

INYO

# WEEKLY EPIDEMIOLOGICAL REPORT

August 29, 2022

# WEEKLY COVID-19 QUICK FACTS

- Current COVID-19 Community Transmission Level: **LOW**
- Local Recommendations for COVID-19 Prevention:
  1. **All vaccine-eligible residents should complete their primary COVID-19 vaccine series and receive a booster dose**  
(To find a local vaccine provider, please visit [www.inyocounty.us/vaccine-clinics](http://www.inyocounty.us/vaccine-clinics))
  2. **Those at high-risk for severe illness should take additional precautions including avoiding non-essential indoor activities in public spaces where exposure could occur**
- There are currently **NO** Inyo County **COVID-19 related mandates** in place.

# ABOUT COVID-19 COMMUNITY LEVEL

Low	Medium	High
<ul style="list-style-type: none"><li>Stay <a href="#">up to date</a> with COVID-19 vaccines</li><li><a href="#">Get tested</a> if you have symptoms</li></ul>	<ul style="list-style-type: none"><li>If you are <a href="#">at high risk for severe illness</a>, talk to your healthcare provider about whether you need to wear a mask and take other precautions</li><li>Stay <a href="#">up to date</a> with COVID-19 vaccines</li><li><a href="#">Get tested</a> if you have symptoms</li></ul>	<ul style="list-style-type: none"><li>Wear a <a href="#">mask</a> indoors in public</li><li>Stay <a href="#">up to date</a> with COVID-19 vaccines</li><li><a href="#">Get tested</a> if you have symptoms</li><li>Additional precautions may be needed for people <a href="#">at high risk for severe illness</a></li></ul>

People may choose to mask at any time. People with [symptoms, a positive test, or exposure](#) to someone with COVID-19 should wear a mask. Masks are recommended in indoor public transportation settings and may be required in other places by local or state authorities.

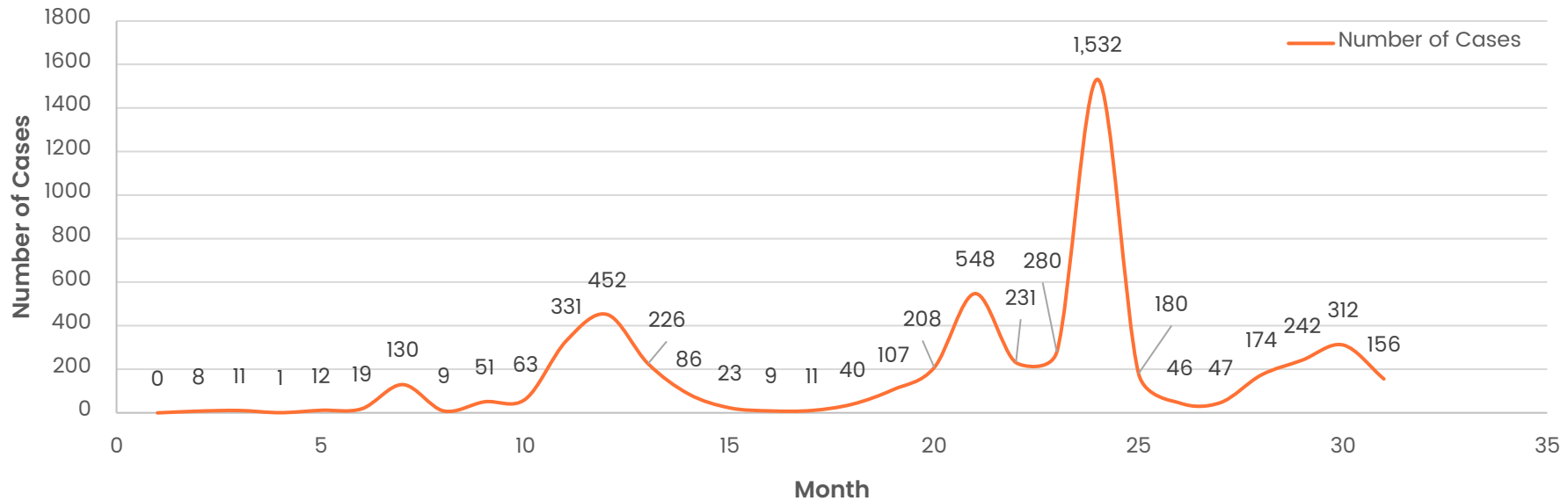
The COVID-19 Community Index was developed by the CDC to help communities guide local COVID-19 prevention measures.

Levels are based on factors like new COVID-19 hospital admissions, the percentage of inpatient hospital beds occupied by patients with COVID-19, and the number of new COVID-19 cases over the past 7 days.

For additional information on the CDC's COVID-19 Community Levels Tool, please visit: [www.cdc.gov/coronavirus/2019-ncov/your-health/covid-by-county.html](https://www.cdc.gov/coronavirus/2019-ncov/your-health/covid-by-county.html)

# Total All-Time COVID-19 Cases

## February 2020 – July 2022 | 31-Month Period

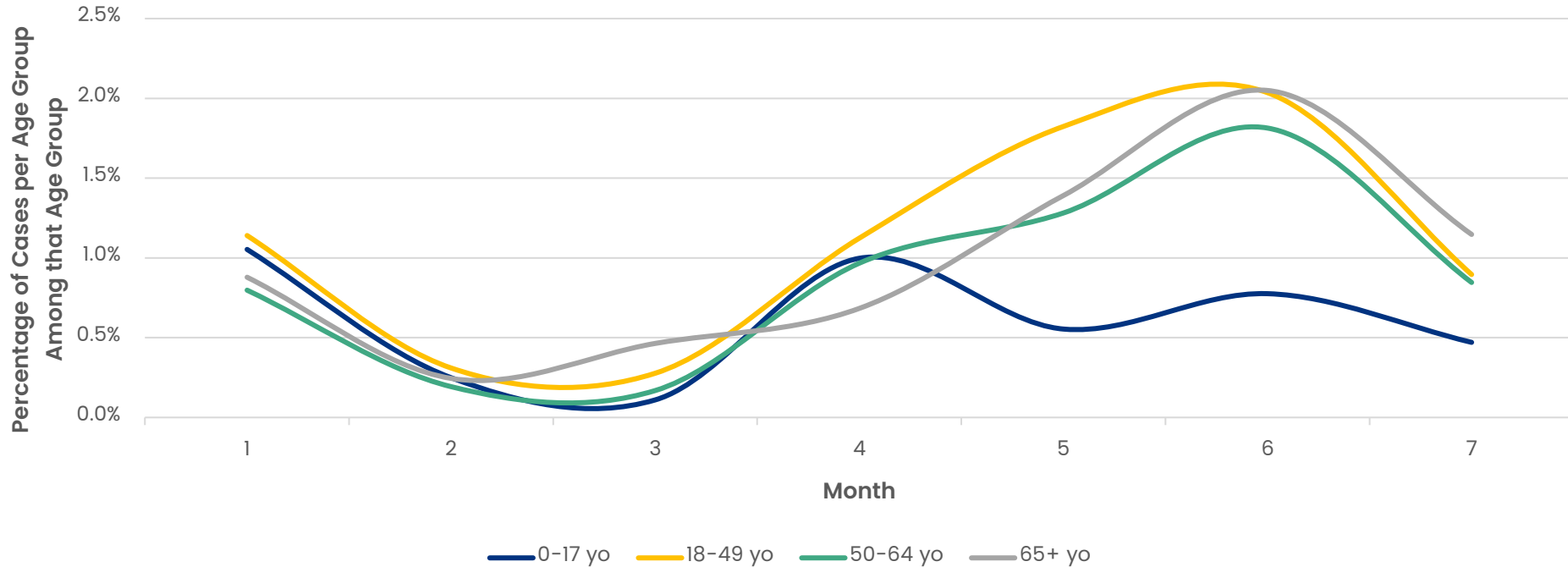


As of 01/04/2022, COVID-19 case counts reflect cases confirmed by PCR and antigen testing. Prior to 01/04/2022, only PCR-confirmed cases were included in data sets.

Cases as of: August 28, 2022

# Proportion of New COVID-19 Cases by Age\* and Month

February 2022 – August 2022 | 7-Month Period



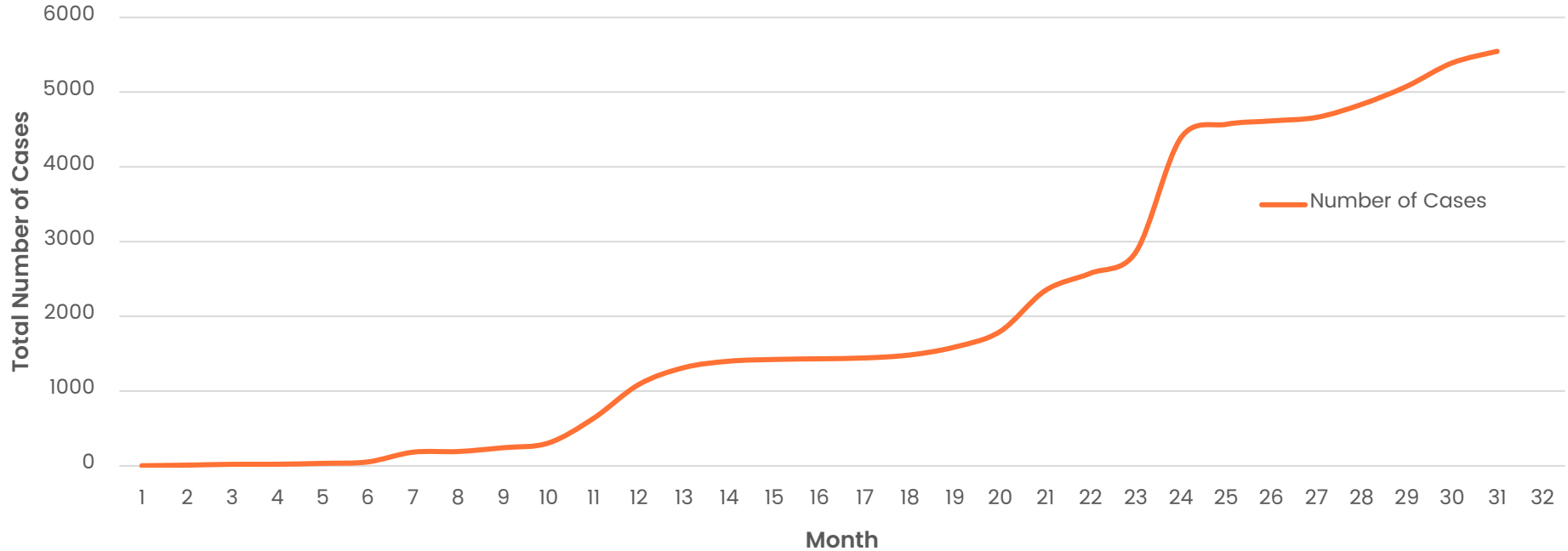
As of 01/04/2022, COVID-19 case counts reflect cases confirmed by PCR and antigen testing. Prior to 01/04/2022, only PCR-confirmed cases were included in data sets.

Cases as of: August 28, 2022

\* Population estimates by age group are based on the 2019 American Community Survey 5-Year Estimates

# Cumulative COVID-19 Cases, Inyo County

## February 2020 – August 2022 | 31-Month Period

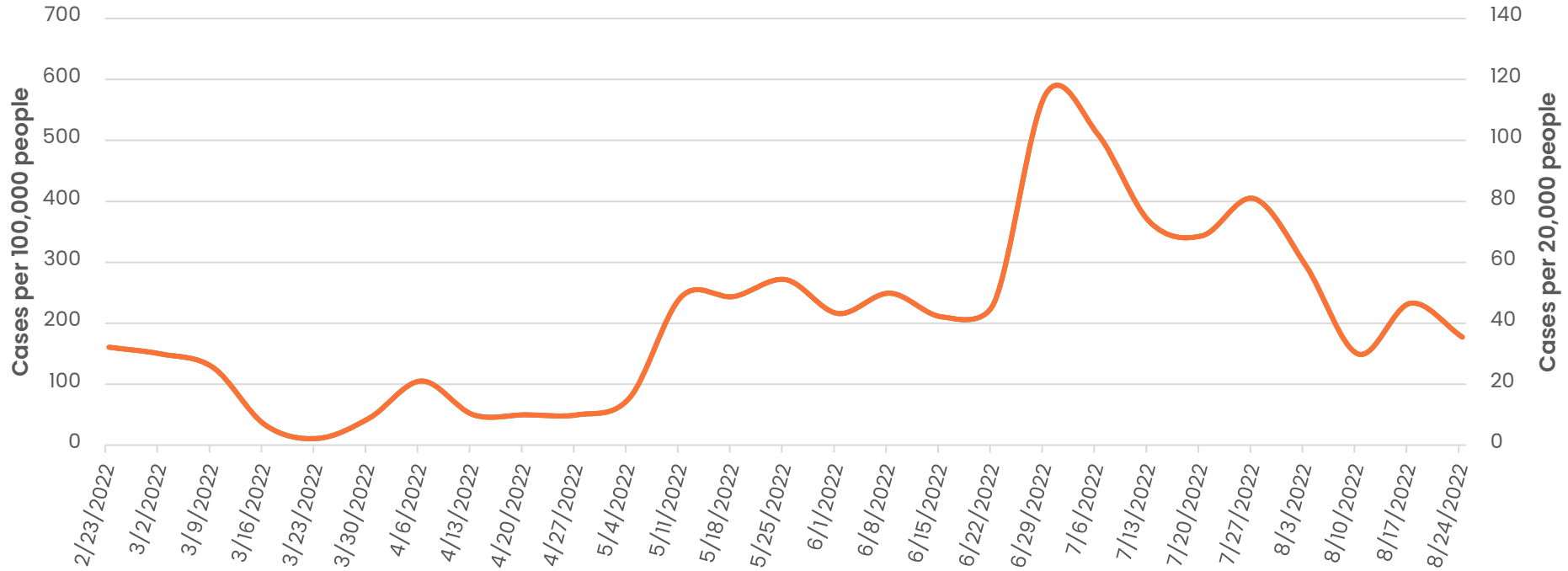


As of 01/04/2022, COVID-19 case counts reflect cases confirmed by PCR and antigen testing. Prior to 01/04/2022, only PCR-confirmed cases were included in data sets.

Cases as of: August 28, 2022

# COVID-19 Cases per 100,000 (20,000) People, Inyo County (7-day average)

February 2022 – August 2022 | 7-Month Period

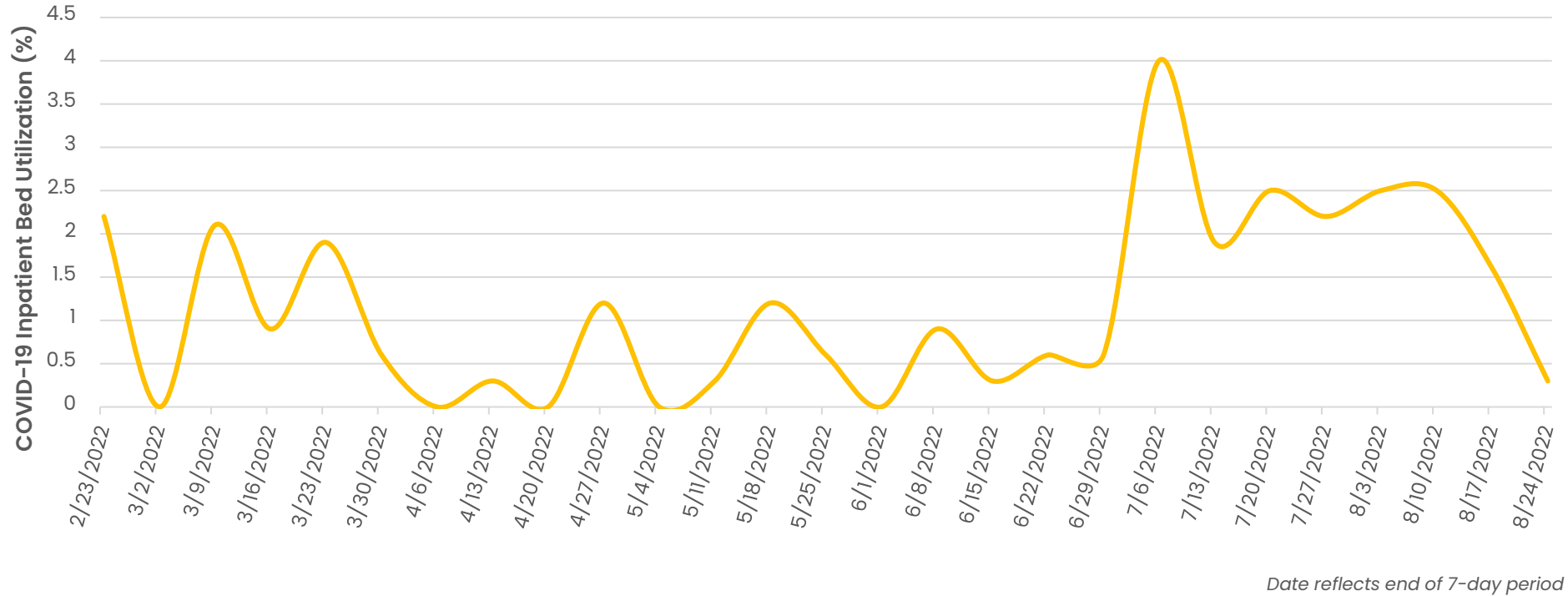


As of 01/04/2022, COVID-19 case counts reflect cases confirmed by PCR and antigen testing. Prior to 01/04/2022, only PCR-confirmed cases were included in data sets.

Date reflects end of 7-day period

# Percent of Staffed Inpatient Beds Occupied by COVID-19 Patients, Inyo County (7-day average)

February 2022 – August 2022 | 7-Month Period

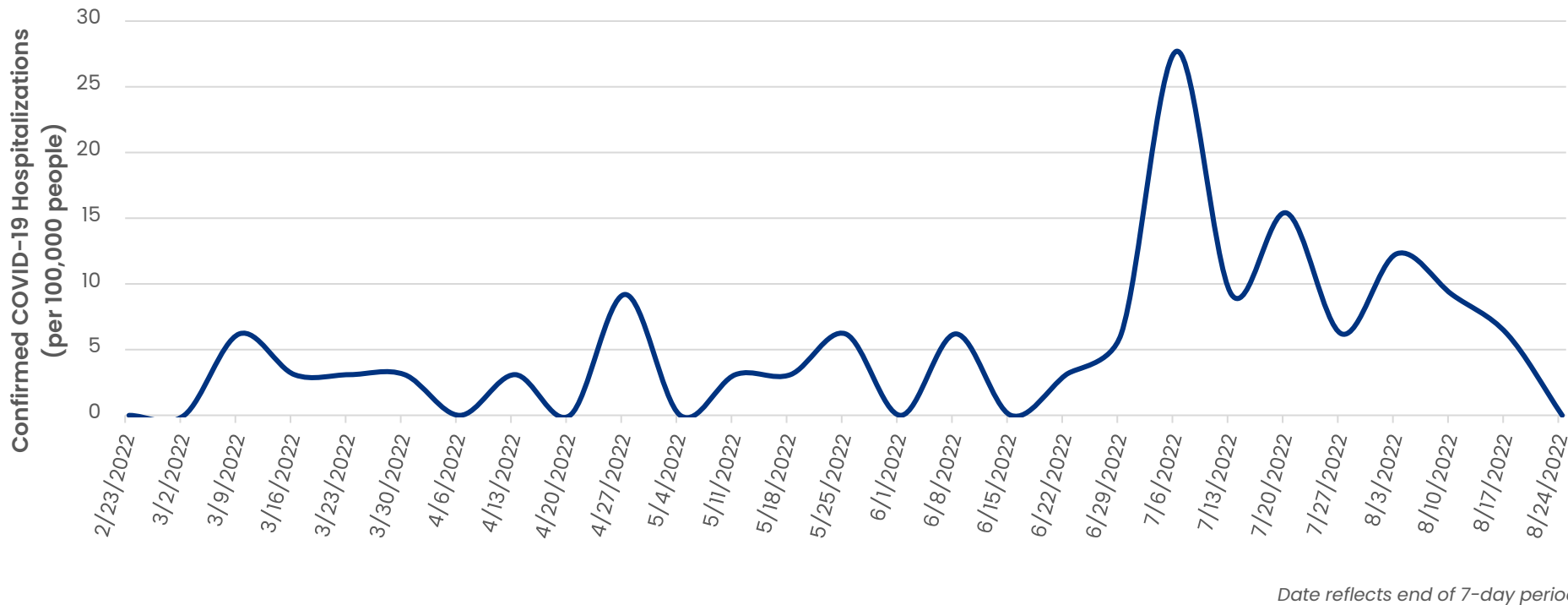


Date reflects end of 7-day period



# Number of Hospitalized COVID-19 Confirmed Patients Per 100,000 People, Inyo County (7-day average)

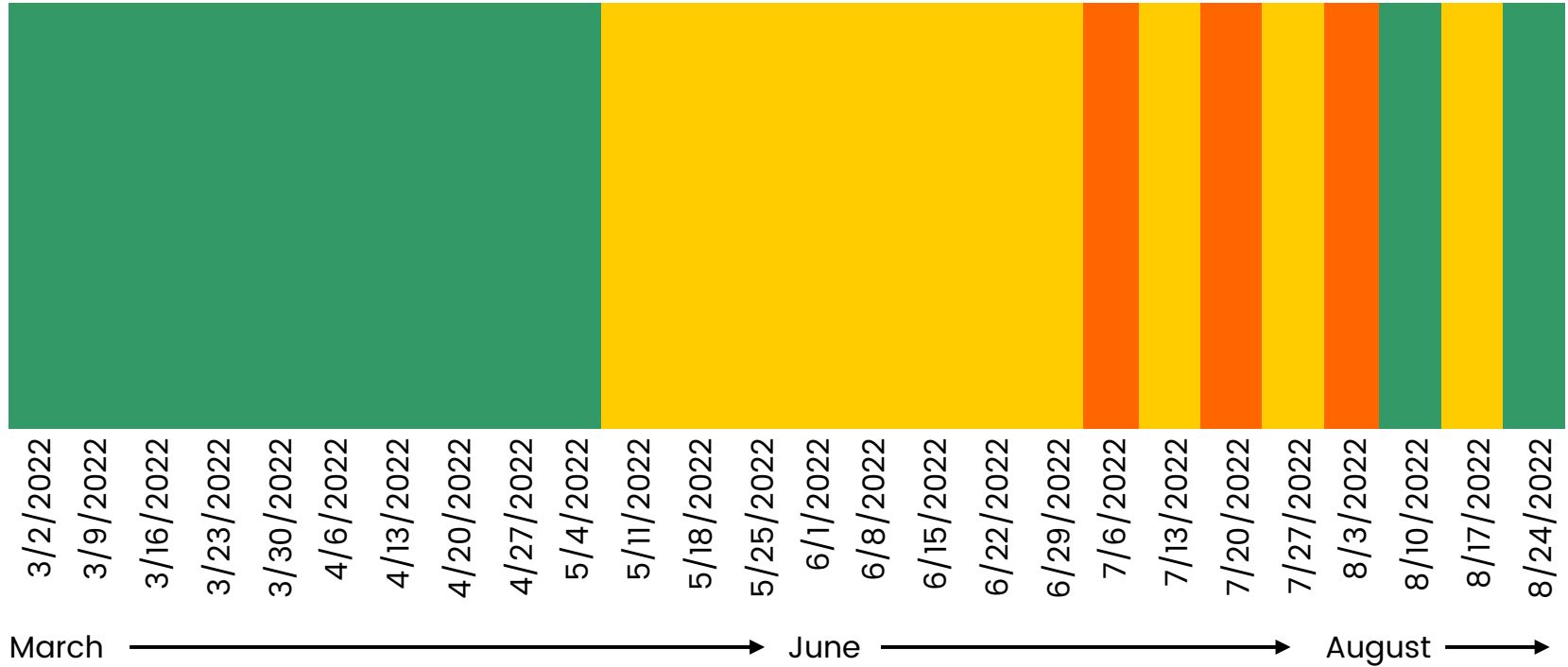
February 2022 – August 2022 | 7-Month Period



Date reflects end of 7-day period

# COVID-19 Community Transmission Level

February 2022 – August 2022 | 7-Month Period





**COVID-19  
RESPONSE**

**RESPUESTA AL  
COVID-19**

INYO

# Questions?

Email:

[HealthOfficer@inyocounty.us](mailto:HealthOfficer@inyocounty.us)