



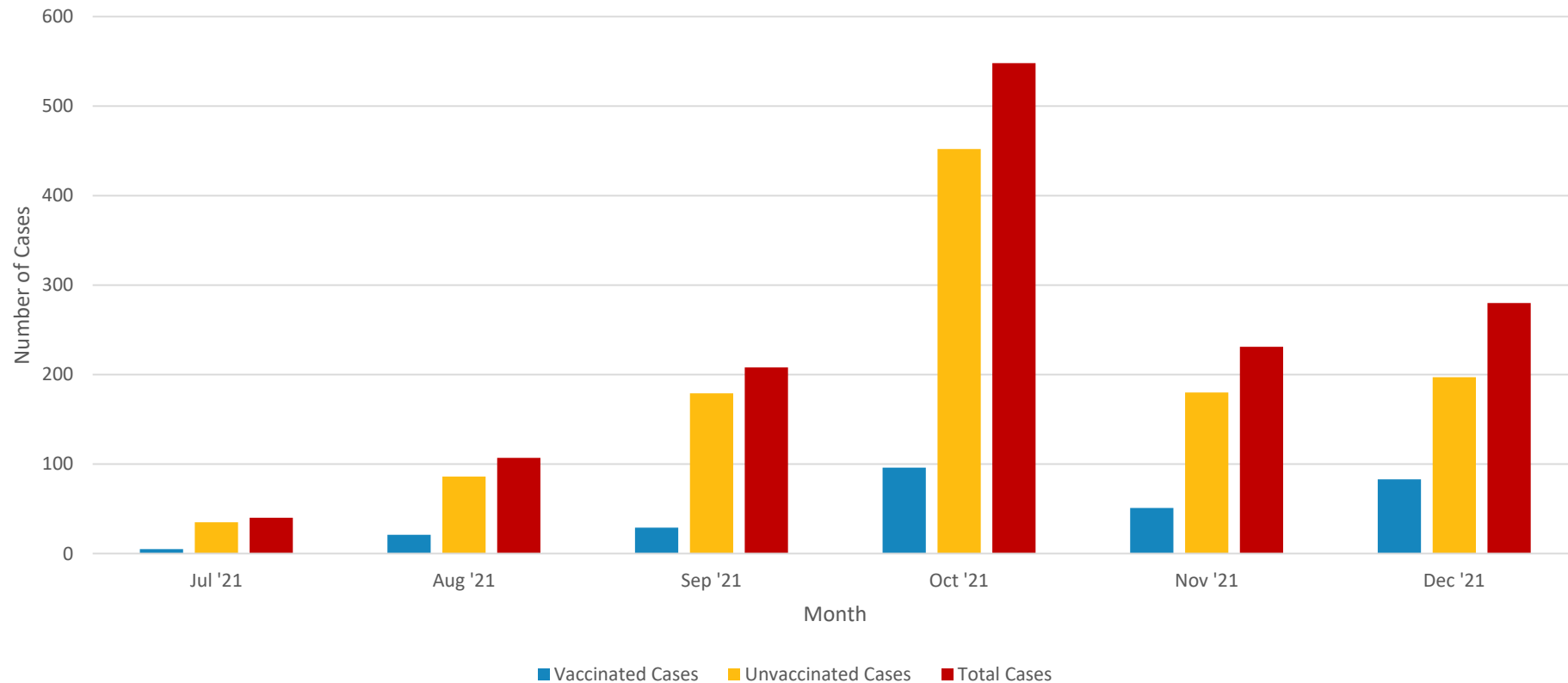
**Inyo County  
COVID-19 Response**



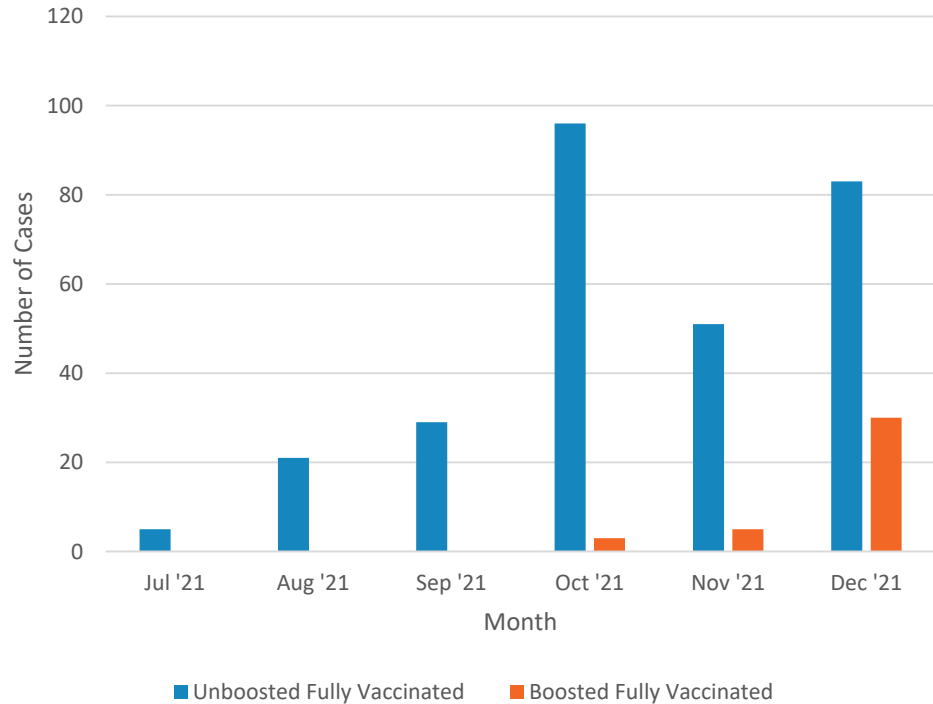
# **Inyo County COVID-19 Trends: Vaccinated vs. Unvaccinated Cases**

**Data through December 2021**

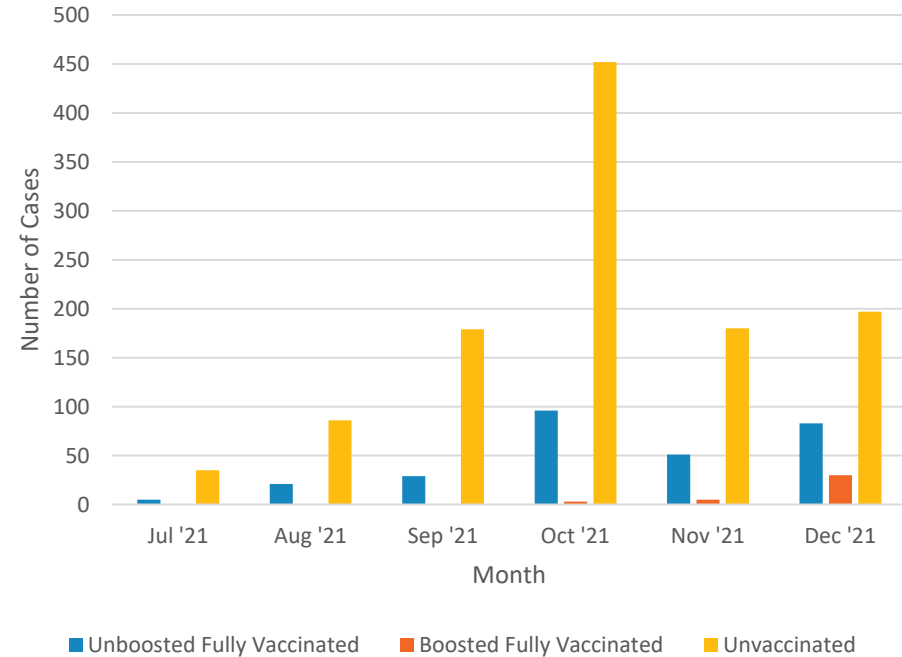
## Monthly Total Vaccinated vs. Unvaccinated COVID-19 Cases



### Unboosted vs. Boosted Monthly Breakthrough COVID-19 Cases



### Unboosted vs. Boosted Monthly Breakthrough COVID-19 Cases Compared to Unvaccinated Cases



# COVID-19 Trends in Vaccinated Individuals

**5** Vaccinated Cases / **40** Total Cases

**12.5%** of total July cases among vaccinated individuals

**Jul 2021**

**29** Vaccinated Cases / **208** Total Cases

**13.9%** of total September cases among vaccinated individuals

**Sep 2021**

**51** Vaccinated Cases / **231** Total Cases

**22.1%** of total November cases among vaccinated individuals

**Nov 2021**

**Aug 2021**

**21** Vaccinated Cases / **107** Total Cases

**19.6%** of total August cases among vaccinated individuals

**Oct 2021**

**96** Vaccinated Cases / **548** Total Cases

**17.5%** of total October cases among vaccinated individuals

**Dec 2021**

**83** Vaccinated Cases / **280** Total Cases

**29.6%** of total December cases among vaccinated individuals

# COVID-19 Trends in **Unvaccinated** Individuals

**35** Unvaccinated Cases / **40** Total Cases

**87.5%** of total July cases among unvaccinated individuals

**Jul 2021**

**179** Unvaccinated Cases / **208** Total Cases

**86.1%** of total September cases among unvaccinated individuals

**Sep 2021**

**180** Unvaccinated Cases / **231** Total Cases

**77.9%** of total November cases among unvaccinated individuals

**Nov 2021**

**Aug 2021**

**86** Unvaccinated Cases / **107** Total Cases

**80.4%** of total August cases among unvaccinated individuals

**Oct 2021**

**452** Unvaccinated Cases / **548** Total Cases

**82.5%** of total October cases among unvaccinated individuals

**Dec 2021**

**197** Unvaccinated Cases / **280** Total Cases

**70.4%** of total December cases among unvaccinated individuals

## Note:

Current analyses of COVID-19 among fully vaccinated<sup>1</sup> individuals in Inyo County assesses individuals who received a PCR test positive for COVID-19 at least 14 days following a second dose of the currently available 2-dose mRNA vaccines (Pfizer or Moderna) or 14 days following the first and only dose of the currently available single-dose vaccine (J&J). Analyses are only estimates and data is subject to change.

<sup>1</sup> Fully vaccinated individuals have received at least the recommended 2-dose or single-dose series of a currently available COVID-19 vaccine.

# Data Sources:

\*Data on vaccinated COVID-19 cases obtained from [CAIR II](#), California's statewide immunization reporting platform

\*Data on total COVID-19 cases in Inyo County obtained from California's infectious disease and contact tracing platforms [CalRedie](#) and [CalConnect](#)



## Inyo County COVID-19 Response



# Questions? Email:

[HealthOfficer@inyocounty.us](mailto:HealthOfficer@inyocounty.us)

or

[VaccineInfo@inyocounty.us](mailto:VaccineInfo@inyocounty.us)