

# support conard pto with amazon smile

You Shop. Amazon Gives.

## What is AmazonSmile?

AmazonSmile is a simple way for you to support the Conard PTO every time you do your Amazon shopping! **THERE IS NO COST TO YOU.**

AmazonSmile is available at [smile.amazon.com](https://smile.amazon.com) on your web browser and can be activated in the Amazon Shopping app for iOS and Android phones.

When you shop with AmazonSmile, you'll find the exact same low prices, vast selection and convenient shopping experience as Amazon.com, with the added benefit that AmazonSmile will donate 0.5% of your eligible purchases to Conard PTO.

## Can I Use my Existing Amazon.com Account on AmazonSmile?

**Yes**, you use the same account on Amazon.com and AmazonSmile. Your shopping.

## How do I Select Conard PTO to Support with AmazonSmile?

On Your Desktop or Laptop Computer:

1. Go to [smile.amazon.com](https://smile.amazon.com)
2. Click the yellow button that says GET STARTED
3. You will be prompted to select a charitable organization to receive donations from your future eligible AmazonSmile purchases. Type in: Conard High School Parent-Teacher Organization Inc.

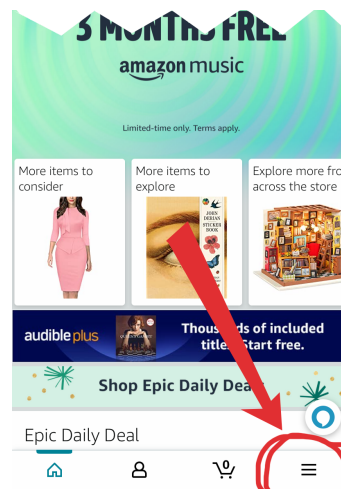
Amazon will remember your selected charity whenever you shop at smile.amazon.com or with AmazonSmile activated in the Amazon Shopping app, and then every eligible purchase you make through AmazonSmile will result in a donation to Conard PTO!

**PLEASE NOTE:** *You must use the address "smile.amazon.com" to shop (as opposed to the regular "amazon.com" site) in order for the donations to Conard PTO to be tabulated when you place your order! You can bookmark [smile.amazon.com](https://smile.amazon.com) to make it easy to return and start your shopping with AmazonSmile.*

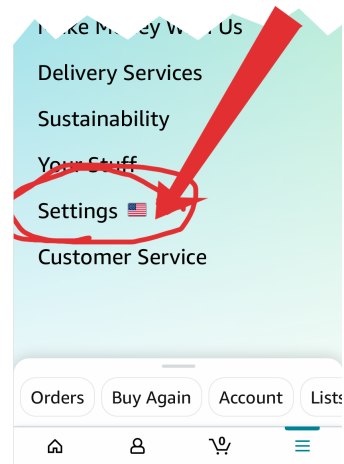
## How do I Activate AmazonSmile in the Shopping App on my Phone

On your iOS or Android phone, you will go to the Settings or Programs & Features menu:

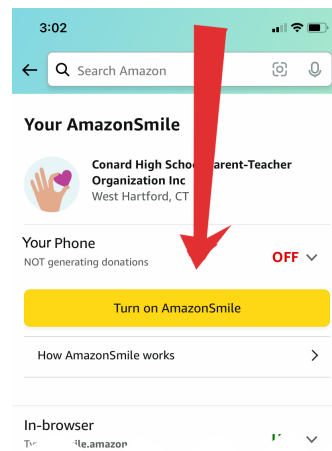
1. Once in the app, scroll to the bottom of the screen and click on the far right icon



2. This will open up a menu/list. Scroll down to SETTINGS and click on it.



3. Click on the yellow button marked Turn on AmazonSmile and you're all set!



***Don't forget to invite friends and family members to set up their AmazonSmile account and select Conard PTO to support! Thank you!***