

Newman School

Introduction to Naviance

Overview of the College Application Process

What is “Holistic Admissions”?

- **Flexible**
- **“Balanced”**
- **Considers not just grades and test scores, but also:**
 - **Experiences**
 - **Personal**
 - **Extracurricular**
 - **Character**

The Elements of a College Application

- The application itself
- The transcript
- The essay(s)
- The test scores (SAT or ACT; Subject tests and TOEFL, if required)
- The school statement
- The teacher recommendations
- “Your story” - personal traits, background, etc
- Extracurricular activities
- The school report

**So...if it's "fair"
and "balanced,"
how does a
college decide
who to admit?**





GPA
+
Standardized
Testing Scores
=
Front Porch

**Your
application**

Your essay

Teacher
recommendations


Test scores -
SAT or ACT,
SAT II and
TOEFL
(if applicable)

School
Statement

Demonstrated
interest

School report

**The transcript and the story
it tells**



GPA

Full pay
or
financial
need?

HOOKS?

- Diversity
- Legacy?
- athlete?

Extracurricular
activities

What makes a good fit college?

Know yourself as a student

Know yourself as a person

Junior self-reflection questionnaire

Parent questionnaire

THINGS TO CONSIDER WHEN EVALUATING A COLLEGE OR UNIVERSITY

- SIZE
- LOCATION
- DISTANCE FROM HOME
- MAJORS OFFERED
- AVAILABLE EXTRACURRICULAR ACTIVITIES
- MAKE UP OF THE STUDENT BODY
- HOUSING OFFERED
- COST
- CAMPUS ATMOSPHERE
- WHO TEACHES THE CLASSES?
- REPUTATION

Application types

Early Decision I and II

Early Action

Restrictive Early Action

Priority

Rolling

Regular Decision

Newman Academics

- Transcript reflects semester grades only
- Rigor of courses taken
- Teacher recommendations
- GPA, UNweighted and calculated end of Junior year
- NO rank

Standardized testing

- SAT
- ACT
- Subject Tests/ AP exams
- TOEFL
- Students will determine, with the CC office, which tests to send.
- Scores must be sent directly to the testing agency

Counselor Statement

- * Confidential letter of recommendation for every student
- * Focus on individual growth as a student and person
- * Addresses transcript trends or questions
- * Quotes teachers, coaches, mentors
- * Advocates for student as member of the Newman community
- * All letters sent directly from the Counseling office to colleges

Teacher letters of recommendation

- * Two letters from grade 11 or 12
Core teachers, 1 math/science and English/history or language
- * Third letters and their value
Consult with Ms Carlson
- * Formal process of making requests

The College Essay

- * Written by student with Ms Carlson's support
 - * 5 possible topics
 - * 650 word maximum
 - * Possible supplements depending on college lists
 - * Needs to be personal, in the student's voice
- essay writing workshop

Naviance: what is it?

- * Online web-based resource that supports college and career planning
- * Specific to our school
- * Linked to Common Application
- * All documents submitted through Naviance

What can it do?

- * Compare colleges
- * Track deadlines
- * Produce scattergrams
- * Show schedule of college visits
- * Allows collaboration among students, counselor, and parents
- * Career exploration

How to access Naviance?

<https://connection.naviance.com/family-connection/auth/login/?hsid=asiapis>

- *Parent/Students to receive a code to sign on
- * Once logged in, change password and bookmark

Clara Cardinal,

Your Naviance Student sign-in credentials have been updated by your counselor at The Newman School.

To access the Naviance Student, use your web browser to go to:

<https://student.naviance.com/newman>

Your User Name is now: scc412@gmail.com

Your Password is now: TwHr8nmHHE

If you need assistance, please contact the counseling office.



Choose a password

You've logged in with a temporary password. Now choose a new password that you can remember next time.

New password

 SHOW

Confirm password

 SHOW

Passwords are case-sensitive and must be at least 10 characters.

Passwords may not contain personal information, your username, common words, or more than 2 identical characters in a row.

Continue

Are you new here?

[I'm a guest](#)

[I need to register](#)

The Newman School

247 Marlborough Street

Boston, MA 02116

p: 617-267-4530

www.newmanboston.org

[Privacy Policy](#) ^{NEW}

[Your CA Privacy Rights](#)

How to search for colleges

You are viewing Naviance Student as Clara Cardinal

Naviance | Student

Welcome, Clara!

Search for Colleges



Type a college name

Give feedback No new messages LOG OUT

Colleges Careers About Me My Planner

COLLEGES

me

COLLEGES

I'm thinking about

COLLEGES

I'm applying to

Find Your Fit



Research Colleges



Apply to College



Scholarships and Money



College Planning with Naviance at Newman

Hello, There are so many great colleges and universities to choose from that you may be overwhelmed about how to choose the one that is best for you. Perhaps you already have a few top choices but you wonder how applications from other Newman School students have fared at those colleges. To help you with all of this we will use Naviance's Family Connection, an internet-based planning and data management program that helps you, your parents and your counselor make decisions and plans for college.

Family Connection has a lot of great features. Once your account is set up you can take a personality/interest inventory, do free SAT preparation, research and compare colleges, [create your own resume](#), and [find colleges suited to your interests and qualifications](#). You can even get a sense of being accepted into a particular college when compared to all other applicants in your

Read more

Important To-Dos and Tasks

Relax, you have no overdue or upcoming to-dos and tasks. However, you can get ahead by going to My Planner to see what's next or create a goal or to-do.

See All in My Planner

My Favorites



COLLEGES

I'm thinking about



COLLEGES

I'm applying to




CAREERS AND CLUSTERS

I'm thinking about

What's New

Nothing new to review this visit. Check back later.

Re: searching for colleges - once you click this box, you'll be given many, many options for searching. Choose only those that are truly necessary, otherwise your list will be extremely limited.

 Naviance | Student

Welcome, Clara!

Search for Colleges

Type a college name

HomeCollegesCareersAbout MeMy Planner

BackFind Your Fit

SuperMatch®

College Match

Scattergrams

Advanced College Search

College Lookup

College Planning with Naviance at Newman

Hello, There are so many great colleges and universities to choose from that you may be overwhelmed about how to choose the one that is best for you. Perhaps you already have a few top choices but you wonder how applications from other Newman School students have fared at those colleges. To help you with all of this we will use Naviance's Family Connection, an internet-based planning and data management program that helps you, your parents and your counselor make decisions and plans for college.

Family Connection has a lot of great features. Once your account is set up you can take a personality/interest inventory, do free SAT preparation, research and compare colleges, [create your own resume](#), and [find colleges suited to your interests and qualifications](#). You can even see a sense of being accepted into a particular college when compared to all other applicants in your

Read more

My Favorites

COLLEGES

I'm thinking about

COLLEGES

I'm applying to

CAREERS AND CLUSTERS

I'm thinking about


Important To-Dos and Tasks

Relax, you have no overdue or upcoming to-dos and tasks. However, you can get ahead by going to My Planner to see what's next or create a goal or to-do.

What's New

Nothing new to review this visit. Check back later.

Various ways to search



Naviance | Student

Give feedback No new messages LOG OUT

Home Colleges Careers About Me My Planner

SuperMatch College Search

About SuperMatch ?

Choose Fit Criteria Location Academics Admission Diversity Institution Characteristics Cost Student Life Athletics Resources

Your Fit Criteria

Saved Searches Choose one Save Search Start Over

0 selected criteria

Select Criteria To Start

To refine your results, use the arrows to move your criteria into the "Must Have" and "Nice to Have" boxes.

Must Have

A *Must Have* is anything you absolutely need to be happy and successful.

Nice to Have

A *Nice to Have* is anything that's important to you, but isn't an absolute must have.

No Results Yet

	Fit Score ⓘ	Academic Match ⓘ	Pick what to show ▼	Pick what to show ▼	Pick what to show ▼

SELECT CRITERIA TO START

How to add colleges to the consideration list

Welcome, Clara!

Search for Colleges



🔍 Type a college name

SEARCH

College Planning with Naviance at Newman

Hello, There are so many great colleges and universities to choose from that you may be overwhelmed about how to choose the one that is best for you. Perhaps you already have a few top choices but you wonder how applications from other Newman School students have fared at those colleges. To help you with all of this we will use Naviance's Family Connection, an internet-based planning and data management program that helps you, your parents and your counselor make decisions and plans for college.

Family Connection has a lot of great features. Once your account is set up you can take a personality/interest inventory, do free SAT preparation, research and compare colleges, [create your own resume](#), and [find colleges suited to your interests and qualifications](#). You can even get a sense of being accepted into a particular college when compared to all other applicants in your

[Read more](#)

Important To-Dos and Tasks

Relax, you have no overdue or upcoming to-dos and tasks. However, you can get ahead by going to My Planner to see what's next or create a goal or to-do.

[See All in My Planner](#)

My Favorites



COLLEGES

[I'm thinking about](#)



COLLEGES

[I'm applying to](#)



CAREERS AND CLUSTERS

[I'm thinking about](#)

What's New

Nothing new to review this visit. Check back later.

College Comparison



General | Plan | Scores | Assessments | Colleges | eDocs | Resume | Scholarships | Job Documents | Careers | Success Plan

Post-grad

[active applications](#) | [milestones](#) | [history](#) | [graphs](#) | [prospective colleges](#) | [comparison](#) | [event registrations](#)

COMPARISON TO ACCEPTED AVERAGES FROM YOUR SCHOOL (All years to 2020)

ACTIVE APPLICATIONS

	GPA	PSAT to SAT16	Single SAT16	Combined SAT16	Single SAT24	Combined SAT24	PLAN to ACT	ACT	IB	Accept	
	2.71	-	1180	1210	-	-	-	-	-	-	
UC Irvine	3.47	-	-	1175	1715	1715	22	-	22	-	9/39
UC Riverside	3.45	1390	1390	1390	1390	1390	-	-	-	-	3/12
Fordham Univ	3.44	1353	1353	1300	1656	1660	29	-	29	-	22/71
U of MA Boston	3.09	985	985	1074	1581	1590	19	-	19	-	79/132
New York University	3.63	1245	1245	1305	1963	1985	24	-	24	-	19/115
Pennsylvania State University	3.33	1090	1090	1088	1465	1465	30	-	30	-	22/53
U of San Francisco	3.21	1180	1180	1210	-	-	27	-	27	-	8/30
U of Washington	3.61	-	-	1096	1600	1600	27	-	27	-	23/51

How to see Newman school applications graphs

General	Plan	Scores	Assessments	Colleges	Docs	Resume	Scholarships	Journal	Documents	Careers	Success Plan
---------	------	--------	-------------	----------	------	--------	--------------	---------	-----------	---------	--------------

Post-grad

[active applications](#) : [milestones](#) : [history](#) : [graphs](#) : [prospective colleges](#) : [comparison](#) : [event registrations](#) :

COMPARISON TO ACCEPTED AVERAGES FROM YOUR SCHOOL (All years to 2020)

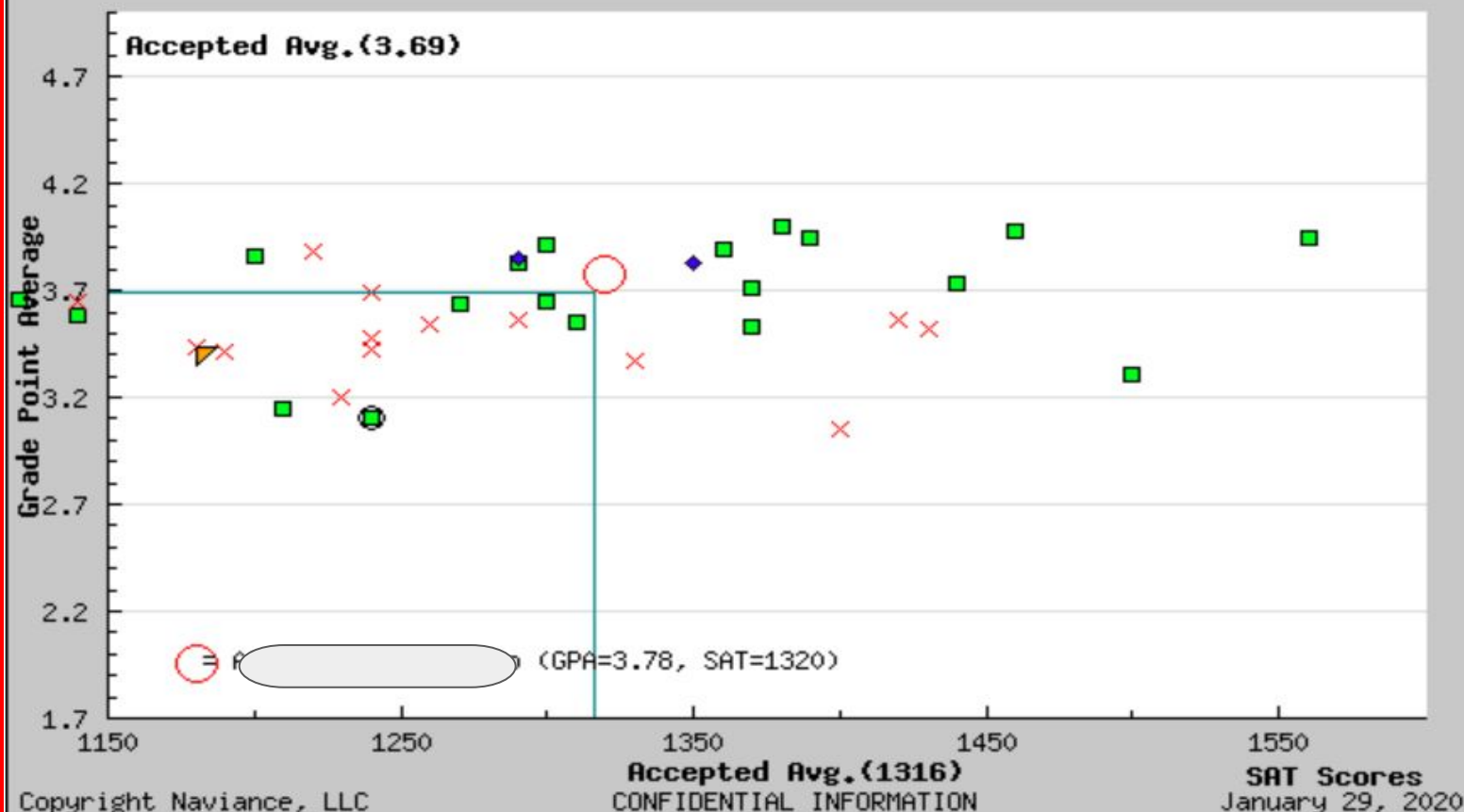
ACTIVE APPLICATIONS

	GPA	PSAT to SAT16	Single SAT16	Combined SAT16	Single SAT24	Combined SAT24	PLAN to ACT	ACT	IB	Accept	
	2.71	-	1180	1210	-	-	-	-	-	-	
UC Irvine	3.47	-	-	1175	1715	1715	22	-	22	-	9/39
UC Riverside	3.45	1390	1390	1390	1390	1390	-	-	-	-	3/12
Fordham Univ	3.44	1353	1353	1300	1656	1660	29	-	29	-	22/71
U of MA Boston	3.09	985	985	1074	1581	1590	19	-	19	-	79/132
New York University	3.63	1245	1245	1305	1963	1985	24	-	24	-	19/115
Pennsylvania State University	3.33	1090	1090	1088	1465	1465	30	-	30	-	22/53
U of San Francisco	3.21	1180	1180	1210	-	-	27	-	27	-	8/30
U of Washington	3.61	-	-	1096	1600	1600	27	-	27	-	23/51

Boston University

The Newman School

SAT (1600) vs. GPA Scattergram (2014-2019)



NB: to take note of

- TEST PREP CLASS with SUMMIT TEST PREP @ NEWMAN (flyers available/to be circulated)
- NACAC COLLEGE FAIR - Boston April 29-30th Boston Convention Center (flyers available/to be circulated)

Tentative Upcoming College programming

February 25th 4:00 PM, Coffee Meeting for
Summer Activities and making a college visit

May 19th 4 pm, Coffee meeting - Getting a
Head start on Applications