


A SNAPSHOT OF THE CLASS OF 2026



Welcoming Our New Rutgers Robert Wood Johnson Medical School Class!

165 STUDENTS

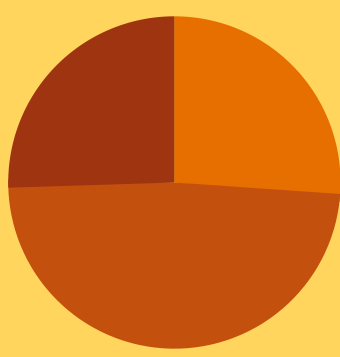


16% INTERNATIONAL

Twenty-seven of our incoming students were born abroad, with the largest number coming from India (7), followed by Korea (3)



3+ Years
25.5%



1-2 Years
48.4%

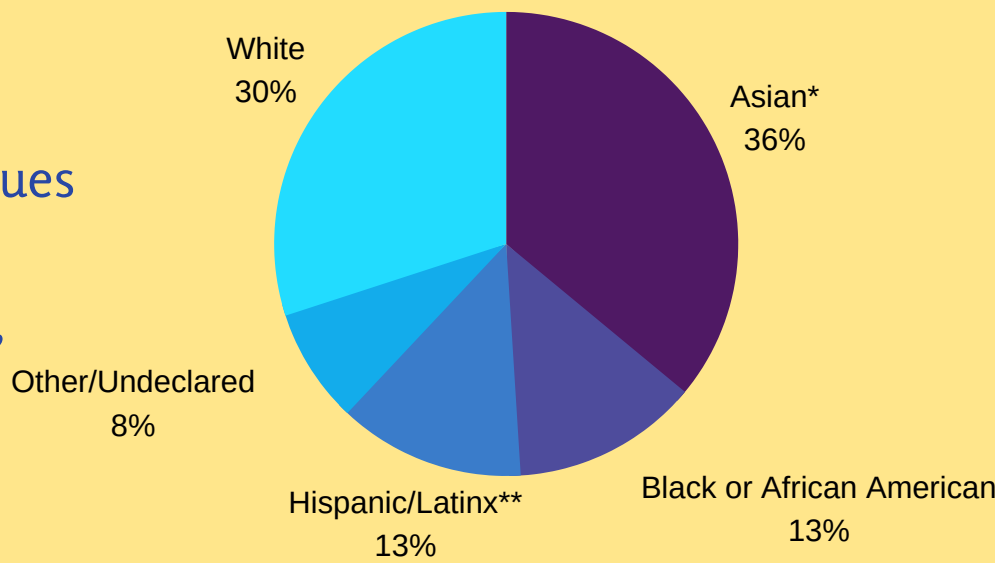
0 Years
26.1%

GAP YEARS

Nearly three-quarters of our incoming class took one or more years off after graduating before starting medical school; 26% just graduated; and 25.5% graduated three or more years ago

DIVERSITY

This year's class continues to be one of the most diverse student bodies, representing a wide variety of cultures and ethnicities



*Asian includes individuals from Bangladesh, China, India, Indonesia, Korea, Pakistan, Sri Lanka, Vietnam, and others.

**Hispanic/Latinx includes individuals from Bolivia, Colombia, Cuba, Dominican Republic, Ecuador, Honduras, Mexico, Peru, Puerto Rico, Uruguay, Venezuela, and others

LINGUISTS

More than half of the class speaks another language at the Advanced or Native level, including 17+ languages other than English; 6.7% speak two or more languages at the Advanced/Native level



63 UNDERGRADUATE INSTITUTIONS REPRESENTED

RU – RAH, RAH!

31% of the class are Rutgers graduates

17% are from Ivy League schools



24.8%

ALREADY HAVE RECEIVED A MASTER'S OR DOCTORATE DEGREE



BREADTH OF MAJORS



29 NON Natural/Physical Science (e.g., business administration, philosophy, psychology, Spanish)
4 Biomedical Engineering
9 Professional (e.g., pharmacy, nursing, athletic training, dietitian, etc.)

13% DOUBLE MAJORS