

A SNAPSHOT OF THE CLASS OF 2023



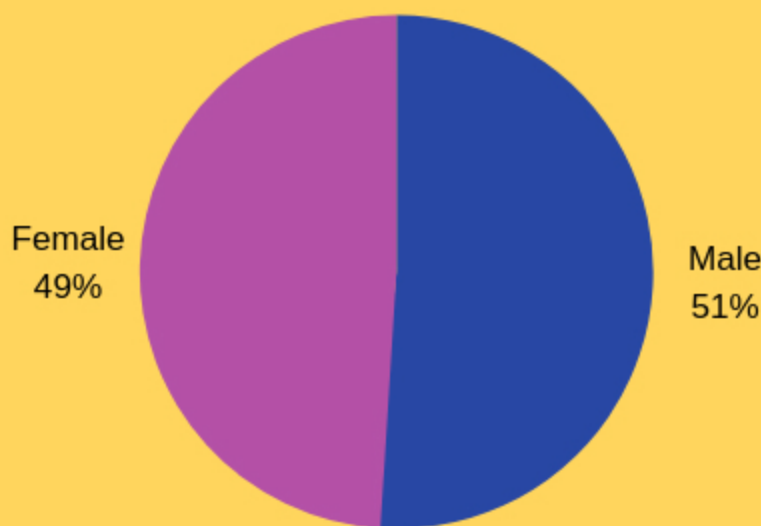
Welcoming Our New Rutgers Robert Wood Johnson Medical School Class!

165 STUDENTS



GENDER

Nearly half of the members of the entering class are women

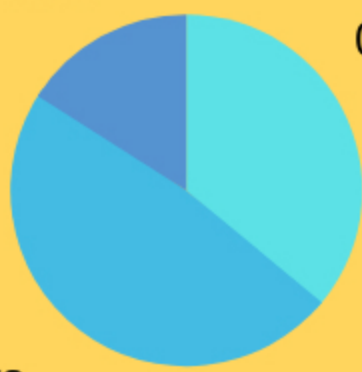


25% INTERNATIONAL

One-quarter of our incoming students were born abroad, with the largest number coming from India (12), followed by Korea (4)



3+ Years
16%



0 Years
36%

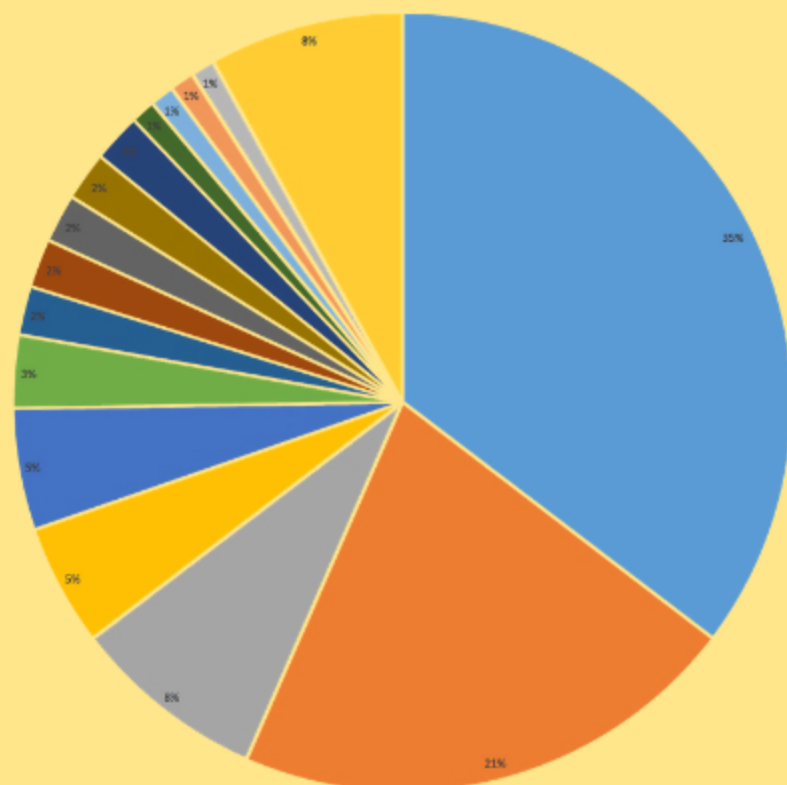
1-2 Years
48%

GAP YEARS

Nearly half of our incoming class took one to two years off after graduating before starting medical school; 36% just graduated; and 16% graduated three or more years ago

DIVERSITY

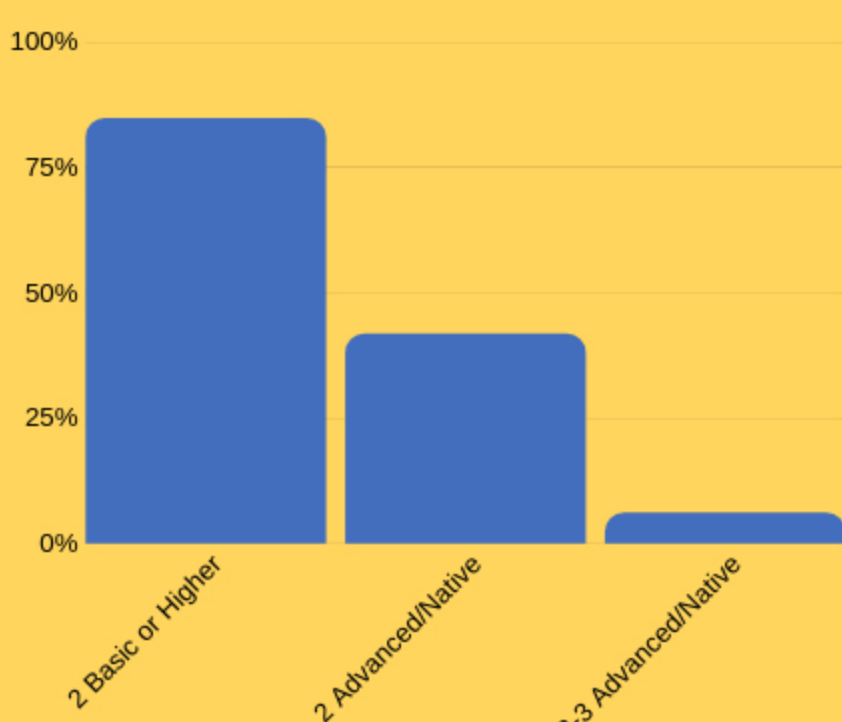
This year's class continues to be one of the most diverse student bodies, representing a wide variety of cultures and ethnicities



* White * Indian * Black * Chinese * Korean * Other Hispanic * Filipino * Other Asian * Pakistani * Salvadoran * Taiwanese * Argentinian * Colombian * Ecuadorian * Puerto Rican * Not Declared

LINGUISTS

Nearly 85% of the class speaks another language at the basic or higher level; 42% speak another language at the Advanced or Native level; 6% speak two to three languages at the Advanced/Native level



67 UNDERGRADUATE INSTITUTIONS REPRESENTED

RU - RAH, RAH! 28% of the class are Rutgers graduates

13% are from Ivy League schools

16%

ALREADY HAVE RECEIVED A MASTER'S OR DOCTORATE DEGREE



BREADTH OF MAJORS

74.5% Natural Science
12% Social Science
8.5% Engineering
3% Humanities
0.6% Marketing

15% DOUBLE MAJORS