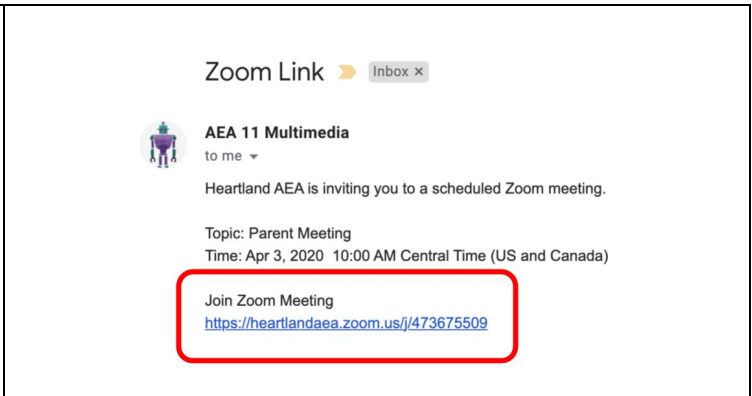
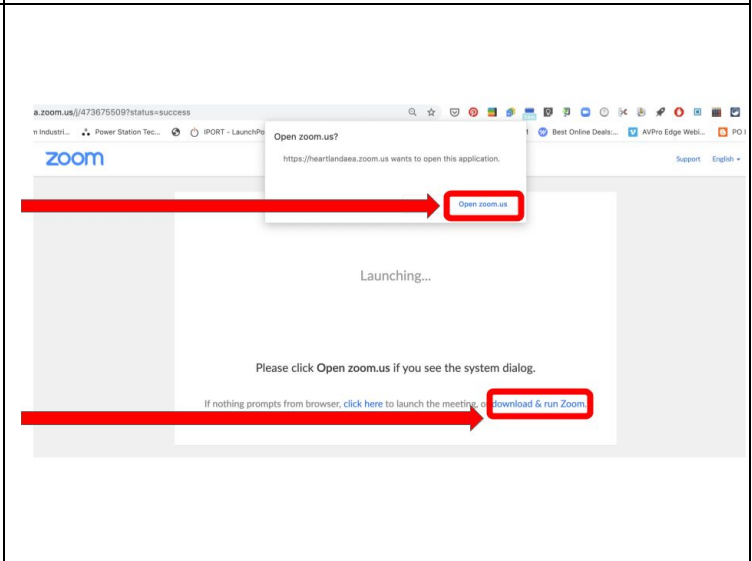
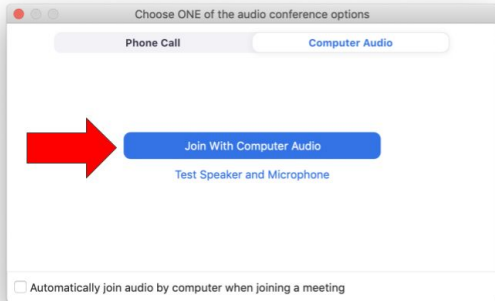
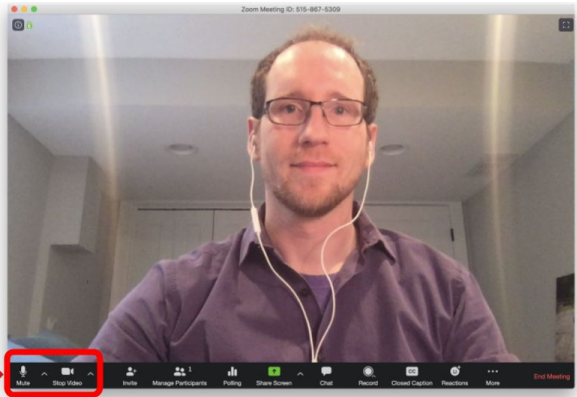


# zoom **for Parents**

<p><b>1</b></p>	<p><b>Click the Zoom link you receive in your email.</b></p>	 <p>Zoom Link <span style="float: right;">Inbox x</span></p> <p><b>AEA 11 Multimedia</b> to me ▾</p> <p>Heartland AEA is inviting you to a scheduled Zoom meeting.</p> <p>Topic: Parent Meeting Time: Apr 3, 2020 10:00 AM Central Time (US and Canada)</p> <p><b>Join Zoom Meeting</b> <a href="https://heartlandaea.zoom.us/j/473675509">https://heartlandaea.zoom.us/j/473675509</a></p>
<p><b>2</b></p>	<p><b>If you've already downloaded Zoom on your computer - click the "Open zoom.us" button.</b></p> <p><b>If you're new to Zoom, click "download &amp; run Zoom" and the app will install.</b></p>	 <p>a.zoom.us/j/473675509?status=success</p> <p>Open zoom.us? https://heartlandaea.zoom.us wants to open this application.</p> <p><b>Open zoom.us</b></p> <p>Launching...</p> <p>Please click Open zoom.us if you see the system dialog.</p> <p>If nothing prompts from browser, <a href="#">click here</a> to launch the meeting: <b>download &amp; run Zoom</b></p>
<p><b>3</b></p>	<p><b>If you see this screen, it means the meeting has not started yet. Once it does, it will automatically launch.</b></p>	 <p>Waiting for the host to start this meeting</p> <p>Start at 12:45 PM Parent Meeting</p> <p>If you are the host, <a href="#">sign in</a> to start this meeting</p> <p>Test Computer Audio</p>

<p><b>4</b></p>	<p><b>When your meeting begins, click “Join Computer Audio” - this allows you to hear everyone and for them to hear you.</b></p>	
<p><b>5</b></p>	<p><b>The bottom-left corner of the Zoom window is where you can mute/unmute your microphone (by clicking the microphone icon) and turn on/off your camera (by clicking the camera icon).</b></p>	
<p><b>6</b></p>	<p><b>The bottom-right corner of the Zoom window is where you can leave the meeting when you are finished.</b></p>	