

Student Achievement Results



September 20, 2016

Ivan Chaidez

Assistant Superintendent of Education Services



Smarter Balanced Assessment
Consortium (SBAC) Test Results under
California Assessment of Student
Performance and Progress (CAASPP)

California Department of Education Website for All Results

<http://caaspp.cde.ca.gov/SB2016/Search>



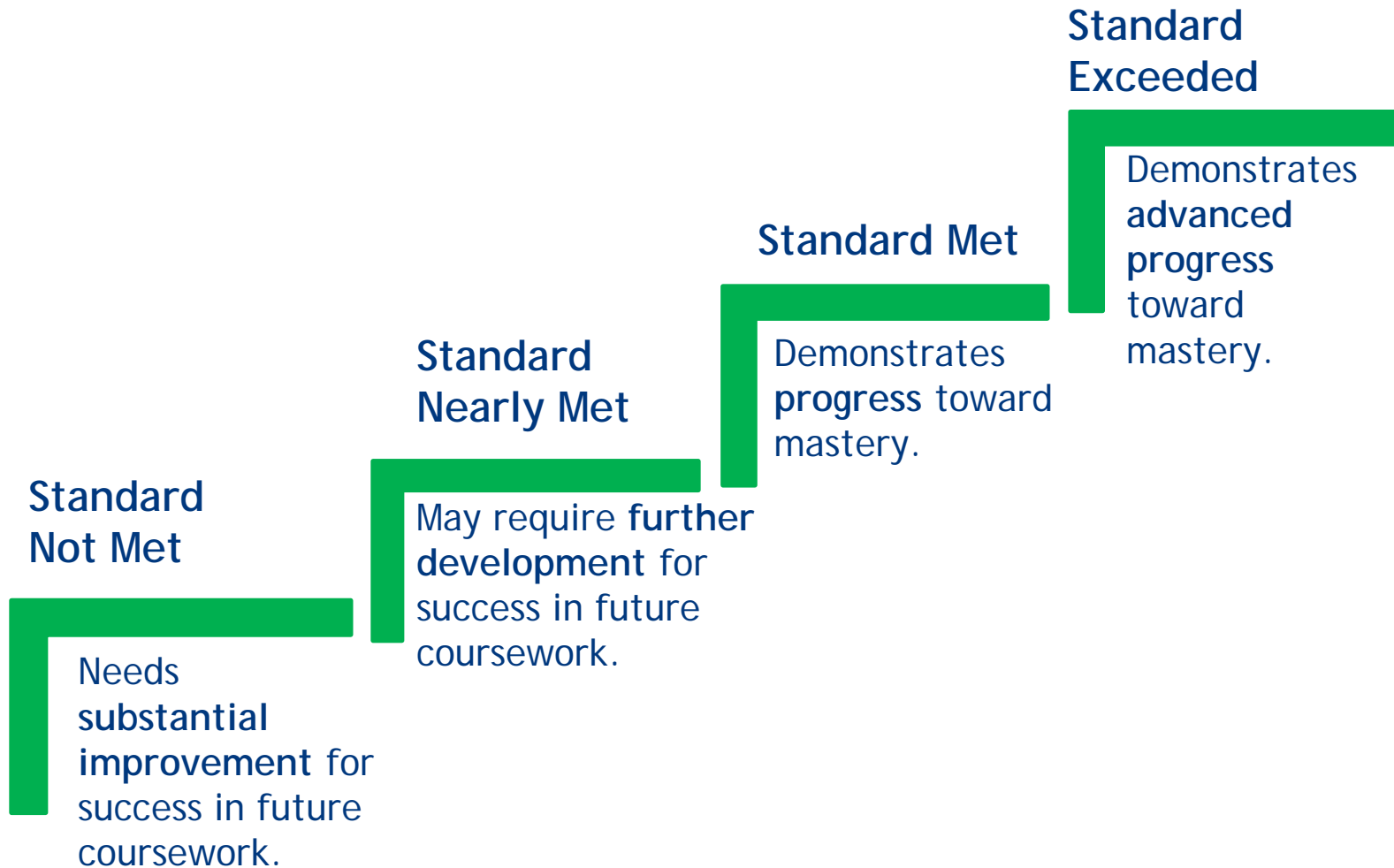
Smarter Balance Assessment (SBAC)

- Students in grades 3-8 & 11
- Based on California Common Core Standards
- Computer-based & adaptive format

Require students to:

- Think critically
- Write analytically
- Explain how they solve problems

Achievement Levels



Results

For 2 years in a row NUSD has performed well above the state average in every grade in both English Language Arts/Literacy & Mathematics!

Each of the following tables includes the percentage of all students who met or exceeded the standards. The comparison is Spring of 2015 & 2016.

Elementary Achievement Levels

All Students for ELA

Standard Met or Standard Exceeded

English Language Arts (ELA)/Literacy	2015	2016	+/-
Novato Unified	56%	60%	4%
State	44%	49%	5%
Marin County	65%	67%	2%
Novato Charter	78%	84%	6%
Pleasant Valley	63%	70%	7%
Rancho	67%	67%	0%
San Ramon	51%	58%	7%
Loma Verde	53%	48%	-5%
Lynwood	40%	39%	-1%
Lu Sutton	53%	46%	-7%
Olive	45%	48%	3%
Hamilton K-8	50%	53%	3%

Elementary Achievement Levels

All Students for Math

Standard Met or Standard Exceeded

Mathematics	2015	2016	+/-
Novato Unified	49%	51%	2%
State	33%	37%	4%
Marin County	57%	59%	2%
Novato Charter	68%	66%	-2%
Pleasant Valley	58%	66%	8%
Rancho	68%	63%	-5%
San Ramon	55%	59%	4%
Loma Verde	54%	41%	-13%
Lynwood	44%	43%	-1%
Lu Sutton	43%	36%	-7%
Olive	40%	38%	-2%
Hamilton K-8	42%	41%	-1%

Secondary Achievement Levels

All Students for ELA

Standard Met or Standard Exceeded

English Language Arts (ELA)/Literacy	2015	2016	+/-
Novato Unified	56%	60%	4%
State	44%	49%	5%
Marin County	65%	67%	2%
Sinaloa Middle	59%	65%	6%
San Jose Middle	54%	54%	0%
Novato High	75%	83%	8%
San Marin High	63%	68%	5%
Marin Oaks High	41%	45%	4%
NOVA Independent Studies	64%	74%	10%

Secondary Achievement Levels

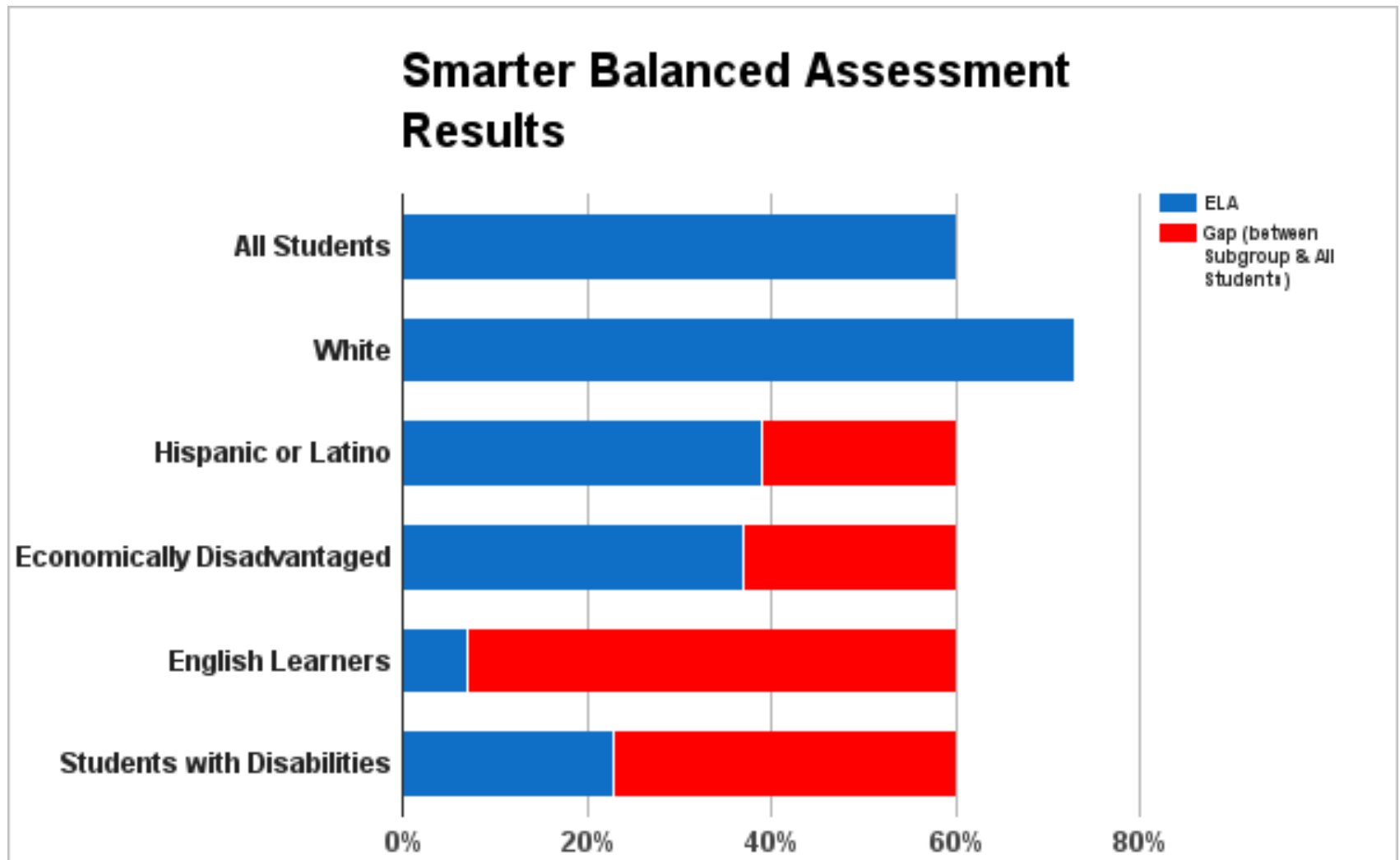
All Students for Math

Standard Met or Standard Exceeded

Mathematics	2015	2016	+/-
Novato Unified	49%	51%	2%
State	33%	37%	4%
Marin County	57%	59%	2%
Sinaloa Middle	55%	61%	6%
San Jose Middle	41%	47%	6%
Novato High	52%	53%	1%
San Marin High	33%	42%	9%
Marin Oaks High	5%	9%	4%
NOVA Independent Studies	25%	33%	8%

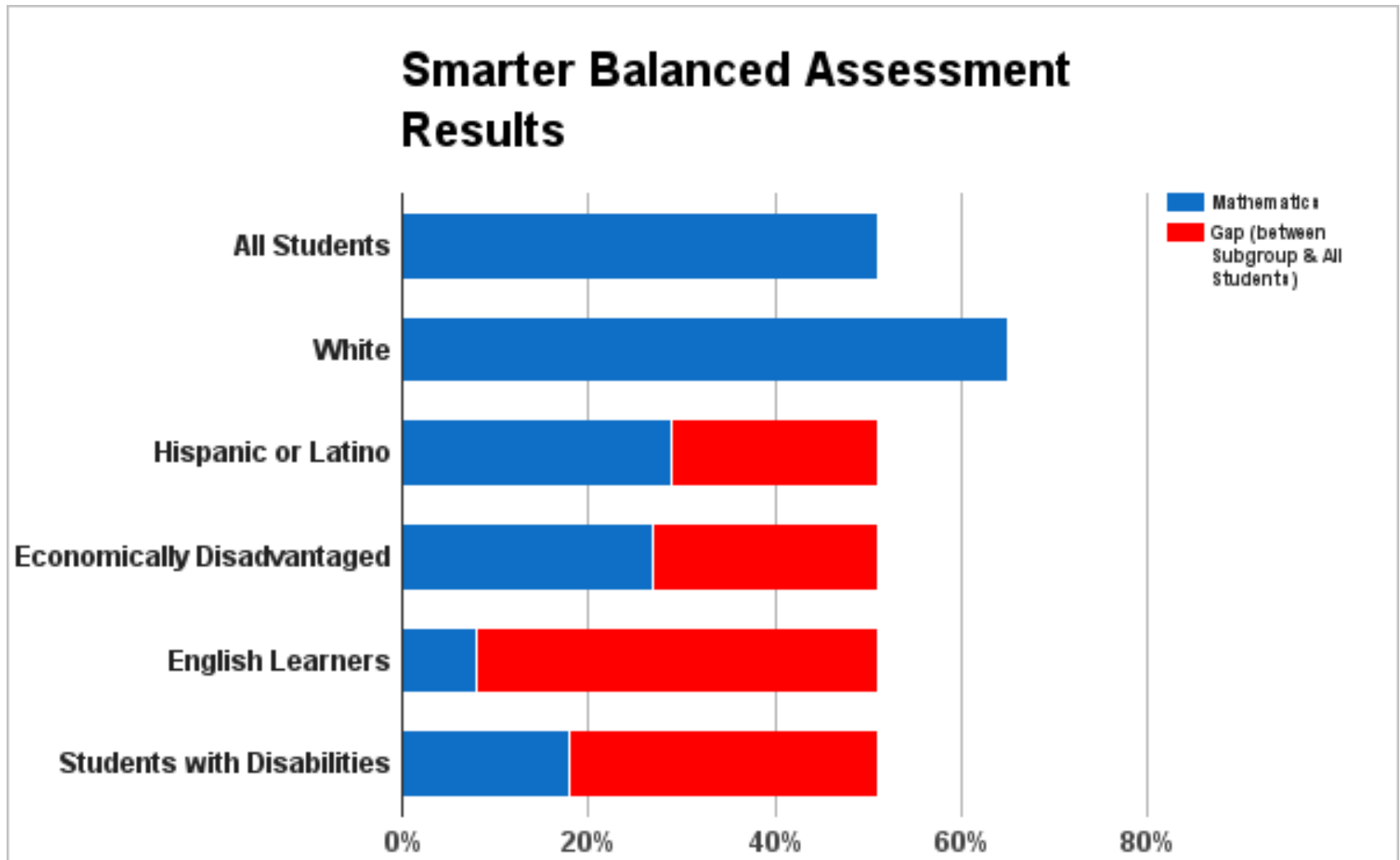
Achievement Gap

District ELA



Achievement Gap

District Math





- Total # EL's in NUSD = 1252
- Total # EL's in Grades 3-8 and 11 = 660
- Total # Newcomer EL's in Grades 3-8 and 11 newcomers = 146 (3yrs. or less in U.S.)

Current & New Resources:

- EL Coordinator (year 2)
- ELD Instructional Coach (year 1)
- Newcomer Counselor (year 1)
- Clark Consulting English Language Development Coaching (year 2)
- Newcomer Summer Program (year 2 with Clark Consulting)
- Newcomer academic tutoring (year 1)

Implementations

- Designated and Integrated ELD rollout at all sites
- ELD Scaffolding for PBL
- After school academic tutoring for English learners
- ELA/ELD State Framework Rollout
- Looking at how to support newcomers district wide (academically and wellness)

Data Analysis of Student Group Performance

- There is a large discrepancy between the achievement levels of our Latino/Hispanic students, students from low income households and English Learners
- We are continuing to identify & implement best practices & effective strategies to serve student groups that are a priority within the LCAP as well as in both our **district plan for student achievement (DPSA)** and **school site plans for student achievement (SPSA)**

Moving Forward to Transform Lives & Increase Student Achievement for All

Further analysis by our school sites will be reviewed through the presentation of their **site plans for student achievement (SPSA)** in October along with their site strategies and action steps.

Questions or Comments - Thank you



#TransformingNUSD