

Monthly Local Market - February 2026

A research tool provided by Metro MLS



Filters

Counties: Washington
 Cities: West Bend
 Zip Codes: All
 Map Shapes: N/A
 Dwelling Types: Single Family Residence, Townhouse/Condo
 Sq, Ft. Ranges: All
 Price Ranges: All

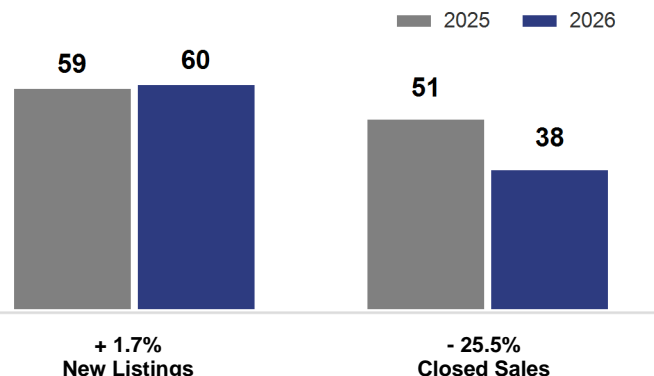
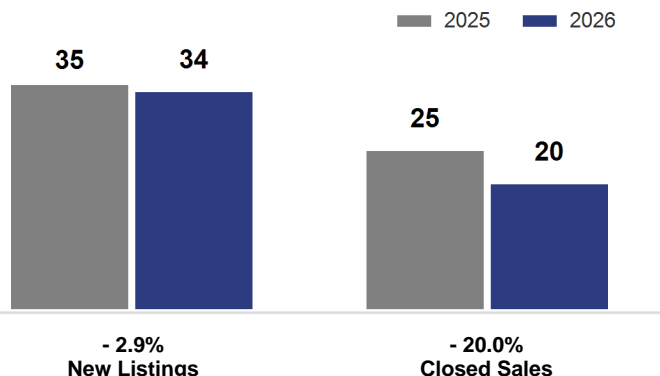
- 2.9 %	- 20.0 %	+ 13.2 %
Change in New Listings	Change in Closed Sales	Change in Median Sales Price*

	February			Year to Date		
	2025	2026	+/-	2025	2026	+/-
New Listings	35	34	- 2.9%	59	60	+ 1.7%
Closed Sales	25	20	- 20.0%	51	38	- 25.5%
Median Sales Price*	\$300,000	\$339,500	+ 13.2%	\$297,000	\$362,500	+ 22.1%
Percent of Original List Price Received*	95.8%	96.9%	+ 1.1%	96.1%	96.6%	+ 0.5%
Days on Market Until Sale	47	25	- 46.8%	40	23	- 42.5%
Inventory - Single Family Residence	26	37	+ 42.3%	--	--	--
Inventory - Townhouse/Condo	31	26	- 16.1%	--	--	--

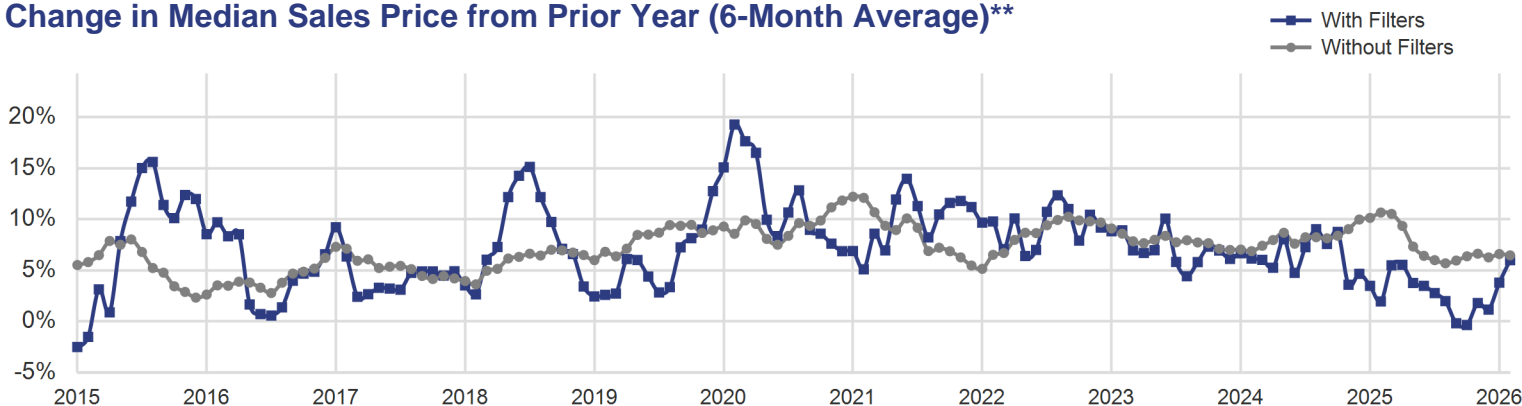
*Does not account for seller concessions. | Activity for one month can sometimes look extreme due to small sample size.

February

Year to Date



Change in Median Sales Price from Prior Year (6-Month Average)**



**Each dot represents the change in median sales price from the prior year using a 6-month weighted average. This means that each of the 6 months used in a dot are proportioned according to their share of sales during that period. | Current as of March 9, 2026.

Filter	Selected Value(s)
County	Washington
City	West Bend
Zip	All
Sq Ft Range	All
Dwelling Type	[Single Family Residence], [Townhouse/Condo]
Price Range	All