

Monthly Local Market - December 2025

A research tool provided by Metro MLS



Filters

Counties: Washington
 Cities: West Bend
 Zip Codes: All
 Map Shapes: N/A
 Dwelling Types: Single Family Residence, Townhouse/Condo
 Sq. Ft. Ranges: All
 Price Ranges: All

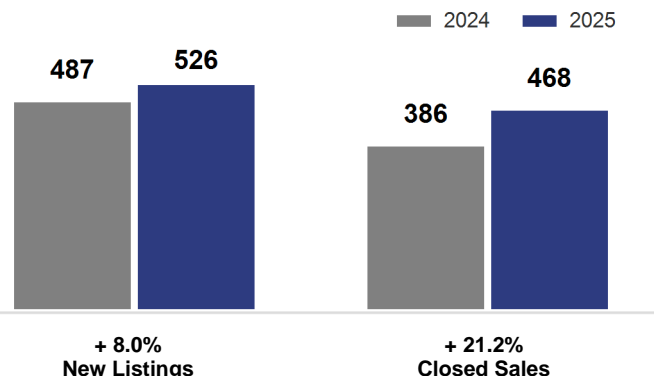
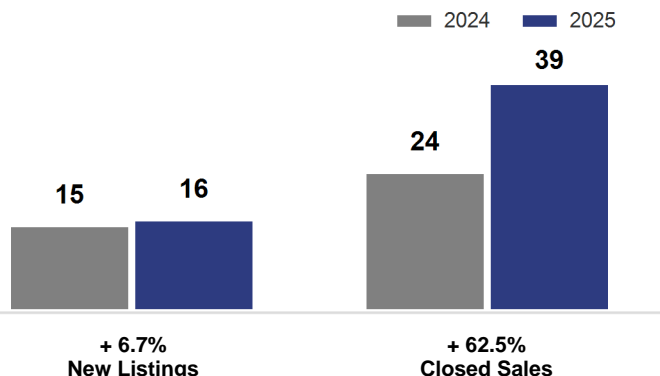
+ 6.7 %	+ 62.5 %	+ 0.2 %
Change in New Listings	Change in Closed Sales	Change in Median Sales Price*

	December			Year to Date		
	2024	2025	+/-	2024	2025	+/-
New Listings	15	16	+ 6.7%	487	526	+ 8.0%
Closed Sales	24	39	+ 62.5%	386	468	+ 21.2%
Median Sales Price*	\$314,269	\$315,000	+ 0.2%	\$309,500	\$323,750	+ 4.6%
Percent of Original List Price Received*	96.4%	98.7%	+ 2.4%	99.8%	99.2%	- 0.6%
Days on Market Until Sale	42	17	- 59.5%	23	23	+ 0.0%
Inventory - Single Family Residence	32	30	- 6.3%	--	--	--
Inventory - Townhouse/Condo	25	21	- 16.0%	--	--	--

*Does not account for seller concessions. | Activity for one month can sometimes look extreme due to small sample size.

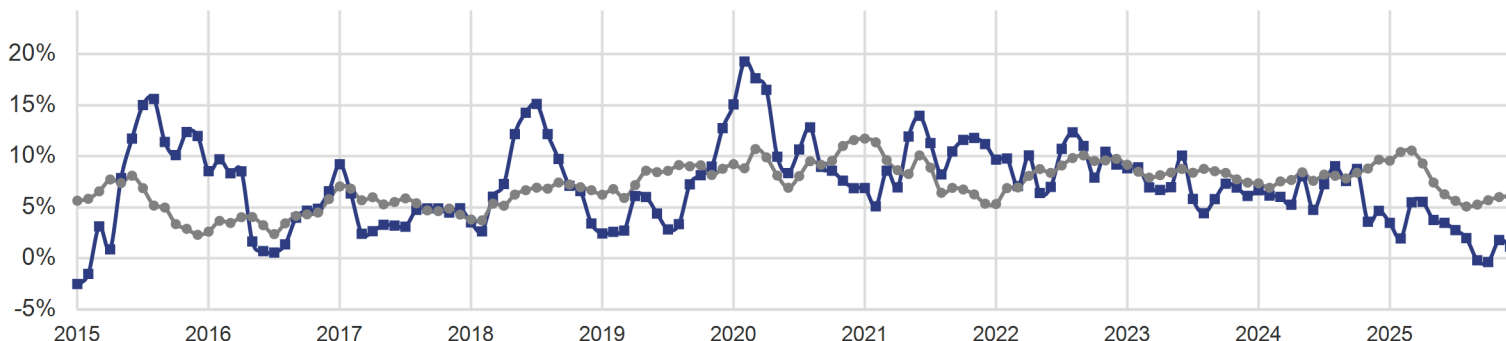
December

Year to Date



Change in Median Sales Price from Prior Year (6-Month Average)**

— With Filters
 — Without Filters



**Each dot represents the change in median sales price from the prior year using a 6-month weighted average. This means that each of the 6 months used in a dot are proportioned according to their share of sales during that period. | Current as of January 9, 2026.

Filter	Selected Value(s)
County	Washington
City	West Bend
Zip	All
Sq Ft Range	All
Dwelling Type	[Single Family Residence], [Townhouse/Condo]
Price Range	All