

South Padre Island Housing Report

October 2021



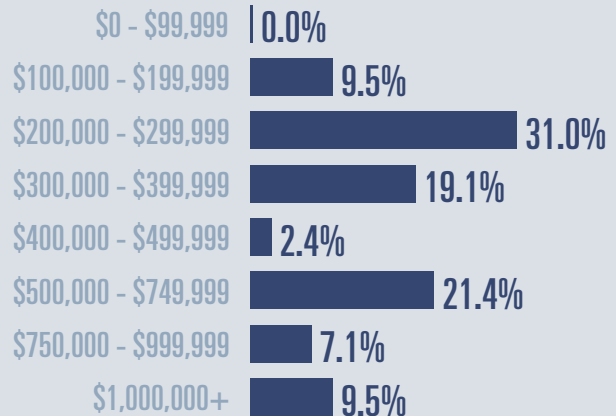
Median price

\$352,500

↑ **17.5%**

Compared to October 2020

Price Distribution



Active listings

↓ **66.7%**

77 in October 2021



Closed sales

↓ **27%**

46 in October 2021



Days on market

Days on market 49

Days to close 21

Total 70

143 days less than October 2020



Months of inventory

1.3

Compared to 5.6 in October 2020

About the data used in this report

Data used in this report come from the Texas REALTOR® Data Relevance Project, a partnership among the Texas Association of REALTORS® and local REALTOR® associations throughout the state. Analysis is provided through a research agreement with the Real Estate Center at Texas A&M University.



Port Isabel Housing Report

October 2021




Median price

\$235,000

↑ 6.8%

Compared to October 2020

Price Distribution



Active listings

↓ 60%

12 in October 2021



Closed sales

↑ 33.3%

8 in October 2021



Days on market

Days on market 35

Days to close 24

Total 59

122 days less than October 2020



Months of inventory

1.5

Compared to 5.7 in October 2020

About the data used in this report

Data used in this report come from the Texas REALTOR® Data Relevance Project, a partnership among the Texas Association of REALTORS® and local REALTOR® associations throughout the state. Analysis is provided through a research agreement with the Real Estate Center at Texas A&M University.



Laguna Vista Housing Report

October 2021



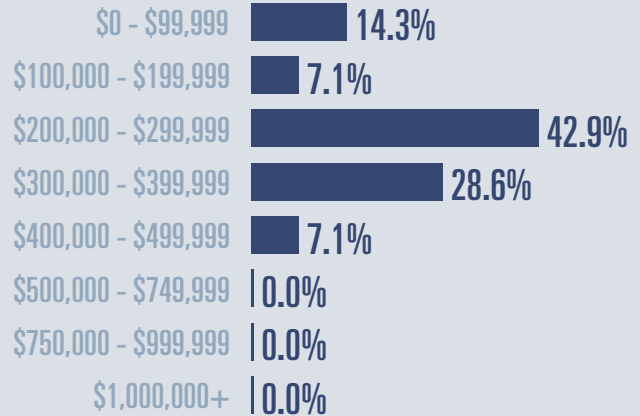
Median price

\$278,500

↑ **13.9%**

Compared to October 2020

Price Distribution



Active listings

↑ **21.7%**

28 in October 2021



Closed sales

↓ **12.5%**

14 in October 2021



Days on market

Days on market 62

Days to close 5

Total 67

68 days less than October 2020



Months of inventory

1.9

Compared to 1.5 in October 2020

About the data used in this report

Data used in this report come from the Texas REALTOR® Data Relevance Project, a partnership among the Texas Association of REALTORS® and local REALTOR® associations throughout the state. Analysis is provided through a research agreement with the Real Estate Center at Texas A&M University.

