

South Padre Island Housing Report

December 2021



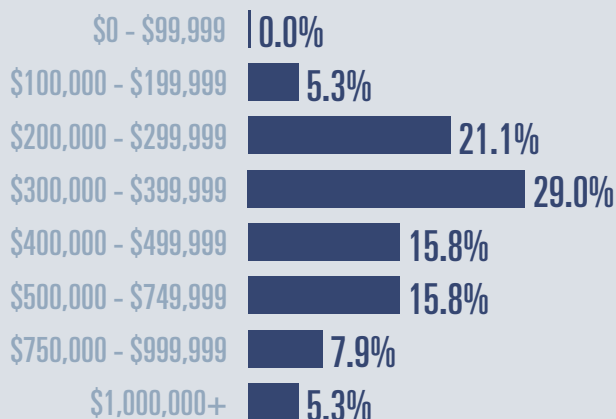
Median price

\$363,450

↑ 31.2%

Compared to December 2020

Price Distribution



Active listings

↓ 67.2%

60 in December 2021



Closed sales

↓ 8.7%

42 in December 2021



Days on market

Days on market 74

Days to close 20

Total 94

79 days less than December 2020



Months of inventory

1.1

Compared to 4.0 in December 2020

About the data used in this report

Data used in this report come from the Texas REALTOR® Data Relevance Project, a partnership among the Texas Association of REALTORS® and local REALTOR® associations throughout the state. Analysis is provided through a research agreement with the Real Estate Center at Texas A&M University.



TEXAS A&M UNIVERSITY
Texas Real Estate Research Center



Port Isabel Housing Report

December 2021



Median price

\$487,000

↑ **44.7%**

Compared to December 2020

Price Distribution

\$0 - \$99,999	0.0%
\$100,000 - \$199,999	0.0%
\$200,000 - \$299,999	0.0%
\$300,000 - \$399,999	0.0%
\$400,000 - \$499,999	100.0%
\$500,000 - \$749,999	0.0%
\$750,000 - \$999,999	0.0%
\$1,000,000+	0.0%



Active listings

↓ **77.8%**

6 in December 2021



Closed sales

↓ **83.3%**

1 in December 2021



Days on market

Days on market 45

Days to close 0

Total 45

325 days less than December 2020



Months of inventory

0.8


Compared to 4.5 in December 2020

About the data used in this report

Data used in this report come from the Texas REALTOR® Data Relevance Project, a partnership among the Texas Association of REALTORS® and local REALTOR® associations throughout the state. Analysis is provided through a research agreement with the Real Estate Center at Texas A&M University.



TEXAS A&M UNIVERSITY
Texas Real Estate Research Center



Laguna Vista Housing Report

December 2021




Median price

\$305,000

↑ **29.9%**

Compared to December 2020

Price Distribution



Active listings

↑ **47.6%**

31 in December 2021



Closed sales

↓ **45.8%**

13 in December 2021



Days on market

Days on market 103

Days to close 32

Total 135

38 days more than December 2020



Months of inventory

2.1

Compared to 1.3 in December 2020

About the data used in this report

Data used in this report come from the Texas REALTOR® Data Relevance Project, a partnership among the Texas Association of REALTORS® and local REALTOR® associations throughout the state. Analysis is provided through a research agreement with the Real Estate Center at Texas A&M University.



TEXAS A&M UNIVERSITY
Texas Real Estate Research Center

