

South Padre Island Housing Report

April 2021

Price Distribution

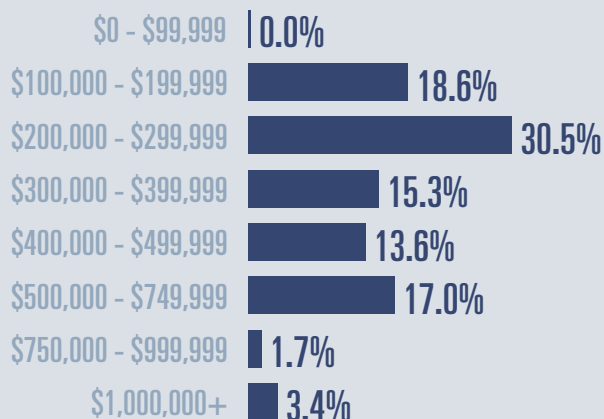


Median price

\$300,000

↑ **26.1%**

Compared to April 2020



Active listings

↓ **80.7%**

79 in April 2021



Closed sales

↑ **170.8%**

65 in April 2021



Days on market

Days on market 87

Days to close 19

Total 106

56 days less than April 2020



Months of inventory

1.4

Compared to 13.0 in April 2020

About the data used in this report

Data used in this report come from the Texas REALTOR® Data Relevance Project, a partnership among the Texas Association of REALTORS® and local REALTOR® associations throughout the state. Analysis is provided through a research agreement with the Real Estate Center at Texas A&M University.



TEXAS A&M UNIVERSITY
Texas Real Estate Research Center



Port Isabel Housing Report

April 2021



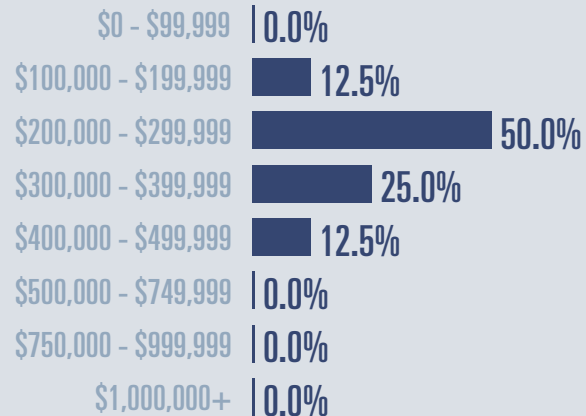
Median price

\$286,250

↑ **558.1** %

Compared to April 2020

Price Distribution



Active listings

↓ **87.2** %

6 in April 2021



Closed sales

↑ **700** %

8 in April 2021



Days on market

Days on market 70

Days to close 12

Total 82

56 days less than April 2020



Months of inventory

0.8


Compared to 11.8 in April 2020

About the data used in this report

Data used in this report come from the Texas REALTOR® Data Relevance Project, a partnership among the Texas Association of REALTORS® and local REALTOR® associations throughout the state. Analysis is provided through a research agreement with the Real Estate Center at Texas A&M University.



TEXAS A&M UNIVERSITY
Texas Real Estate Research Center



Laguna Vista Housing Report

April 2021

Price Distribution



Median price

\$213,500

↑ 62.4%

Compared to April 2020

\$0 - \$99,999	0.0%
\$100,000 - \$199,999	45.0%
\$200,000 - \$299,999	35.0%
\$300,000 - \$399,999	15.0%
\$400,000 - \$499,999	0.0%
\$500,000 - \$749,999	5.0%
\$750,000 - \$999,999	0.0%
\$1,000,000+	0.0%



Active listings

↓ 54.2%

27 in April 2021



Closed sales

↑ 133.3%

21 in April 2021



Days on market

Days on market 64

Days to close 11

Total 75

23 days more than April 2020



Months of inventory

1.6

Compared to 4.7 in April 2020

About the data used in this report

Data used in this report come from the Texas REALTOR® Data Relevance Project, a partnership among the Texas Association of REALTORS® and local REALTOR® associations throughout the state. Analysis is provided through a research agreement with the Real Estate Center at Texas A&M University.



TEXAS A&M UNIVERSITY
Texas Real Estate Research Center

