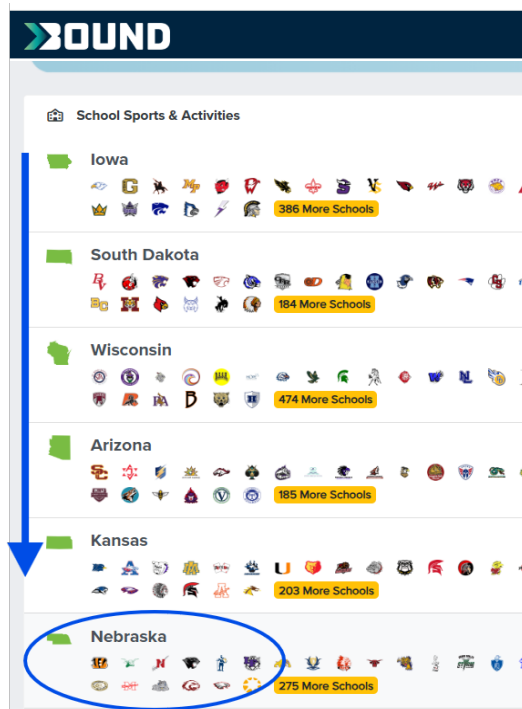


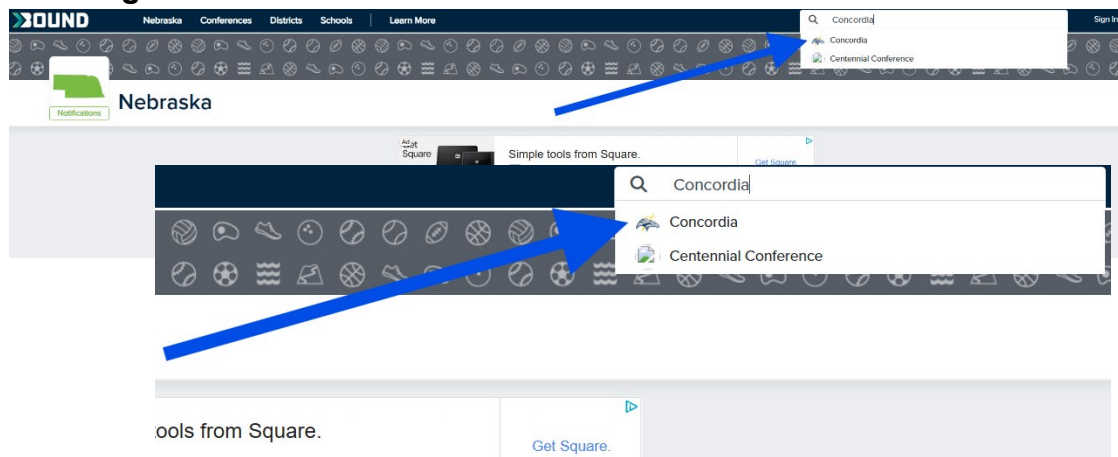


How to Sign Up for Volunteering on Bound – Visual Guide for Computer

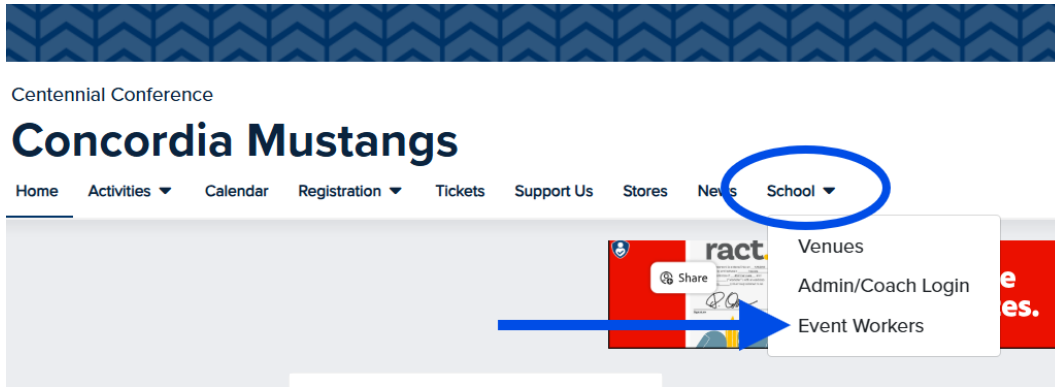
1. Open a web browser and go to gobound.com.
2. Scroll down and click on **Nebraska**.




3. In the top right corner, type **Concordia** into the search bar. Select the option that has the **Mustang & Concordia Cross**.



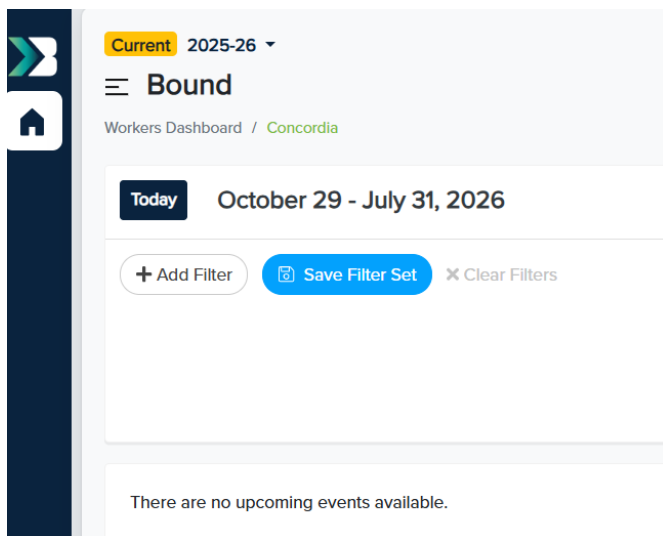
- Under **Concordia Mustangs**, click the arrow next to **School** to open the dropdown menu. Select **Event Workers**.



- Sign in** to your Bound account.
 - If you don't have a Bound account, click to create one. You will receive an email with a link to confirm your account—follow the instructions in the email to complete the signup.



- Once signed in, you'll see a screen showing available volunteer opportunities.
 - If no opportunities are currently listed, the screen will appear blank, like below.



- Click **Sign Up** for any position or event you would like to volunteer for as long as opportunities are available.