

Table of Contents

1	Approval of Minutes of Business Meeting of May 19, 2025
2	Self-Insurance
3	Administrative Services
4	Financial Report
5	Information Services
6	Insurance & Medical Services
7	Claims
8	Judicial
9	Vocational Rehabilitation
10	Executive Director's Report
11	Old Business
12	New Business

A G E N D A

SOUTH CAROLINA WORKERS' COMPENSATION COMMISSION

1333 Main Street, 5th Floor
Columbia, South Carolina 29201

June 16, 2025 10:30 a.m.

Meeting to be held in Hearing Room A

The Commission's Business Meeting will be broadcast live on the Internet via Zoom. Interested parties may access the broadcast at the following link:

Join Zoom Meeting

<https://us02web.zoom.us/j/8249297108?pwd=akcwMkMxSnYzQWFxdEs4V2x6UWtyUT09&omn=88351859981>

Meeting ID: 824 929 7108

Passcode: 073988

This meeting agenda was posted prior to the meeting and proper advance notice was made to all concerned parties in compliance with requirements in the Freedom of Information Act.

- | | |
|---|---|
| 1. CALL TO ORDER | CHAIRMAN BECK |
| 2. APPROVAL OF AGENDA OF BUSINESS MEETING
OF JUNE 16, 2025 | CHAIRMAN BECK |
| 3. APPROVAL OF MINUTES OF THE REGULAR BUSINESS MEETING
MAY 19, 2025 (Tab 1) | CHAIRMAN BECK |
| 4. RECOGNITION - EMPLOYEES' BIRTHDAYS, SERVICE AWARDS | CHAIRMAN BECK |
| 5. APPLICATIONS FOR APPROVAL TO SELF-INSURE (Tab 2)
A. Self-Insurance Department Report | MR. CANNON |
| 6. DEPARTMENT DIRECTORS' REPORTS
Administrative Services (Tab 3)
Financial Report (Tab 4)
Information Services (Tab 5)
Insurance and Medical Services (Tab 6)
Claims (Tab 7)
Judicial (Tab 8) | MS.MCREE
MS.MCREE
MR. PLUSS
MR. DUCOTE
MS. SPANN
MS. BRACY |
| 7. DEPARTMENT OF VOCATIONAL REHABILITATION
Monthly Report (Tab 9) | MR. CANNON |
| 8. EXECUTIVE DIRECTOR'S REPORT (Tab 10) | MR. CANNON |
| 9. OLD BUSINESS | CHAIRMAN BECK |
| 10. NEW BUSINESS | CHAIRMAN BECK |
| 11. EXECUTIVE SESSION | CHAIRMAN BECK |
| 12. ADJOURNMENT | CHAIRMAN BECK |

TAB 1

THE
SOUTH CAROLINA WORKERS'
COMPENSATION COMMISSION
BUSINESS MEETING MINUTES

May 19, 2025

A Business Meeting of the South Carolina Workers' Compensation Commission was held in Hearing Room A of the Workers' Compensation Commission on Monday, May 19, 2025 at 10:30 a.m. The meeting agenda was posted prior to the meeting and proper advance notice was made to all concerned parties in compliance with requirements in the Freedom of Information Act. The following Commissioners were present:

T. SCOTT BECK, CHAIRMAN
GENE MCCASKILL, VICE CHAIR
CYNTHIA DOOLEY, COMMISSIONER
MELODY JAMES, COMMISSIONER
AISHA TAYLKOR, COMMISSIONER
MICHAEL CAMPBELL, COMMISSIONER
GABE COGGIOLA, COMMISSIONER

Present also were Keith Roberts, General Counsel Attorney; Kristen McRee; Administrative Director; Wayne Ducote, IMS Director; Sonji Spann, Claims Director; Amy Bracy, Judicial Director; Kris Pluss, IT Director; Francina Johnson, IT Consultant; Chris Crump, IT Consultant; Jordan Mayes, Staff Attorney; Eric Baxley, Staff Attorney; and Jivon Adams, Public Information Coordinator. A representative from DC1, MTP and IWA participated by zoom.

Chairman Beck called the meeting to order at 10:37 a.m.

Chairman Beck introduced our new Commissioner, Gabe Coggiola.

AGENDA

Commissioner McCaskill moved that the agenda be approved. Commissioner Dooley seconded the motion, and the motion was approved.

APPROVAL OF MINUTES – BUSINESS MEETING OF APRIL 14, 2025

Commissioner McCaskill moved that the minutes of the Business Meeting of April 14, 2025 be approved. Commissioner Dooley seconded the motion, and the motion was approved.

GENERAL ANNOUNCEMENTS

No general announcements.

Recognition of Agency employees Birthdays for the month of May 2025.

SELF-INSURANCE

Mr. Cannon presented his report. There were no questions from the Commission.

Self-insurance applications were presented by Mr. Cannon, Executive Director. **Seventeen (17)** prospective members of **Three (3)** funds was presented to the Commission for approval. The applications were:

South Carolina Home Builders SIF

Branham Outdoor Services, LLC
Michael Wright Constructors, LLC
Clinton Demo, LLC
Exit 12 Services, LLC
Sea Island Tile and Marble, LLC
Dolphin Home Services dba Gamble Home Services
Dolphin Acquisitions, Inc.
Anchor Home Services, LLC
Sunscape Landscaping, Inc.
Hazelwood Construction Company, Inc.
Rooke Custom Homes, LLC
Middle E. Construction, Inc.
Paul Langan Contracting, Inc.
Bryan Whiteside, LLC
Mussell-Built, LLC

South Carolina School Boards Insurance Trust

Saluda County School District

Palmetto Timber Fund

Ryan's Logging, LLC

After examination of the applications, it was determined that each complied with the Commission's requirements, and each was recommended for approval.

Commissioner Campbell made the motion to approve the applications to self-insure. Commissioner Taylor seconded the motion to approve the applications to self-insure, and the motion was approved.

DEPARTMENT DIRECTORS' REPORTS

Each Department report was submitted in written form and included in the Commission's agenda booklets.

ADMINISTRATIVE SERVICES

Ms. McRee presented the Human Resources and the Financial Report in written form. There were no comments or questions from the Commission.

INFORMATION SERVICES

Mr. Pluss presented the IT report in written form. There were no comments or questions from the Commission.

INSURANCE AND MEDICAL SERVICES

Mr. Ducote presented his report in written form. There were no comments or questions from the Commission.

CLAIMS

Ms. Spann presented her report in written form. There were no comments or questions from the Commission.

JUDICIAL

Ms. Bracy presented her report in written form. There were no questions from the Commission.

VOCABATIONAL REHABILITATION

Mr. Cannon presented the Vocational Rehabilitation report. There were no questions from the Commission.

EXECUTIVE DIRECTOR'S REPORT

Mr. Cannon submitted his report in written form. There were no comments or questions from the Commission.

OLD BUSINESS

There was no old business.

NEW BUSINESS

There was no new business

EXECUTIVE SESSION

There was no executive session.

ADJOURNMENT

Commissioner Campbell made the motion to adjourn. Commissioner James seconded the motion, and the motion was approved.

The May 19, 2025 meeting of the South Carolina Workers' Compensation Commission adjourned at 11:01 a.m.

Reported May 30, 2025.

Arnisha Keitt

Executive Assistant

TAB 2

TAB 3

State of South Carolina

1333 Main St, Suite 500
P.O. Box 1715
Columbia, S.C. 29202-1715



Tel: (803) 737-5700
Fax: (803) 737-1258
www.wcc.sc.gov

Workers' Compensation Commission

To: Gary Cannon, SCWCC Executive Director
From: Kristen McRee, Director of Administrative Services
Date: June 16, 2025
Subject: Administrative Department May 2025 Full Commission Report

This report summarizes the Human Resources, Procurement, Finance, and Budget initiatives during May 2025.

I. Human Resources

Hiring Recruitment & Retention

Recruitment continued for the vacant Self-Insurance Director position during the month of May. The position has been viewed by approximately 1,700 prospective applicants; however, the submitted application count remains low. Additional recruiting opportunities are continually being assessed and will be pursued as appropriate. One interview was scheduled for the beginning of June.

In May, the Commission welcomed Commissioner Gabe Coggiola as the newest member of the Commission. Onboarding procedures including keying the requisite SCEIS transactions, completing benefits forms, and internal employment documentation procedures were ongoing throughout the month.

The Department, in conjunction with the Social Committee, also coordinated and hosted the annual employee appreciation event on May 19, 2025. During the event, two employees with outstanding and lengthy terms of state service were recognized (20 & 30 years), and the 2025 Employee of the Year was selected.

Reporting

The year-end asset count was reviewed and completed. At the end of the month, the final report was timely provided to the Department of Administration as requested.

The Department continually reviews relevant SCEIS time and leave reports for accuracy throughout the payroll cycle. However, in the coming month, as we approach the end of the fiscal

year, the Department will run the requisite working time and leave reports to ensure all working time, leave, and travel has been entered before the close of the fiscal year.

In addition to the Human Resources activities referenced above, the office also participated in one meeting with the Employee of the Year Selection Committee, the Commission's annual Claims Administration Made Easy (CAME) workshop, an all staff meeting to review the results of the House Legislative Oversight Committee (HLOC) employee satisfaction survey, a South Carolina Employers' Advocacy Association (SCEAA) regional meeting, and attended a South Carolina Workers' Compensation Educational Association (SCWCEA) educational seminar, and a SuccessFactors User Group meeting.

II. Procurement

The Commission continues to coordinate with the South Carolina Department of Administration's Procurement and Construction Management Services to obtain office renovation services. As part of the Architectural and Engineering firm's design process, a hazardous materials test was completed on the areas subject to the construction. There have been no changes to the estimated project timeline that was previously provided. Construction should begin in the late summer or early fall.

The office continues to participate in other procurements such as the ordering of new furniture as needed (desks, lobby chairs, Commissioners' chairs, and related items).

III. Finance & Budget

The FY26 budget bill, H. 4025, was passed by the General Assembly on May 28, 2025. Governor McMaster issued his veto message on June 3, 2025, consisting of 11 vetoes that do not impact the Commission.

In anticipation of the close of the fiscal year, the office continues to meet with the Department of Administration's Budget and Finance Team to prepare the internal documentation needed to transfer employee salary expenditures from the Commission's earmarked fund to the general fund. This is on track to be completed before the end of the fiscal year.

IV. Privacy

The department's privacy program initiative continued through the month of May. The office participated in a monthly meeting with the Department of Administration to review progress and existing documentation and discuss the scope of the project.

TAB 4

State of South Carolina

1333 Main Street, 5th Floor
P.O. Box 1715
Columbia, S.C. 29202-1715



TEL: (803) 737-5700
www.wcc.sc.gov

Workers' Compensation Commission

MEMORANDUM

TO: COMMISSIONERS

FROM: Kristen McRee, Director Administrative Services

DATE: June 16, 2025

RE: FINANCIAL REPORT – FY Period ending May 31, 2025

Attached is the Budget vs. Actual Report for the General Fund and Earmarked Fund for the fiscal year period ending May 31, 2025. The benchmark for this period is 92%.

Expenditures – General Fund – Annual Budget \$6,292,087

The total expenditure for the General Fund year-to-date is \$2,522,977 or 40% of the annual budget as shown on Page 2. This is due to the additional \$3 million in general funds received this fiscal year. Currently, salaries are being paid from the earmarked fund. Those expenditures have not been transferred to the general fund; however, this will be accounted for in a year-end journal entry.

Page 3 and 4 reflects the balances of funds appropriated by the General Assembly for the IT System Modernization Project. The balance for the IT System Project on page three has decreased 9% to \$1,548,773 from its original balance of \$1,695,084 because of expenses related to the IT Legacy System upgrades. This does not include \$35,792 in pending commitment items. The balance of the non-recurring appropriation funds for the IT System Project remains stable at \$5,000,000.

Expenditures – Earmarked Fund – Annual Budget \$5,607,845

The Earmarked Fund (38440000) total expenditures year-to-date are \$4,338,414 which is 77% of budget as shown on Page 7.

Revenues – Earmarked Annual Budget \$2,787,979

The Commission posted \$3,332,391 in Earmarked Fund operating revenues year-to-date, which is 120% of the annual budget.

Self-Insurance Tax Funds

The Commission is no longer authorized to retain the self-insurance tax funds collected. All funds are remitted to the general fund.

South Carolina Workers' Compensation Commission
Budget v. Actual Report
FY 2025 As of 5/1/2025
92% of year elapsed

Fund 10010000 - GENERAL FUND - Operating Items

Administration		FY 2025					FY 2024	
Commitment Item	Commitment Item Description	Current Budget	YTD Expenditures	% Used	Commitments	Remaining Balance	YTD Expenditures	% Used
501015	DIRECTOR	\$ 153,737	\$ 150,646	98%		\$ 3,091	\$ 147,331	96%
501058	CLASSIFIED POS	\$ 55,125		0%		\$ 55,125		
512001	OTHER OPERATING	\$ 3,155,303						
	Total OTHER OPERATING:	\$ 3,155,303				\$ 3,155,303		
Total Administration:		\$ 3,364,165	\$ 150,646	4%		\$ 3,213,519	\$ 147,331	4%

Inform. services		FY 2025					FY 2024	
Commitment Item	Commitment Item Description	Current Budget	YTD Expenditures	% Used	Commitments	Remaining Balance	YTD Expenditures	% Used
503000	SUPPLY AND MATERIAL		\$ 126				42	
	Total OTHER OPERATING:		\$ 126		\$ 3,168	\$ (3,294)	42	
Total Inform. services:			\$ 126		\$ 3,168	\$ (3,294)	42	

Claims		FY 2025					FY 2024	
Commitment Item	Commitment Item Description	Current Budget	YTD Expenditures	% Used	Commitments	Remaining Balance	YTD Expenditures	% Used
501058	CLASSIFIED POS	\$ 108,332	\$ 87,512	81%		\$ 20,820	\$ 85,587	79%
Total Claims:		\$ 108,332	\$ 87,512	81%		\$ 20,820	\$ 85,587	79%

Commissioners		FY 2025					FY 2024	
Commitment Item	Commitment Item Description	Current Budget	YTD Expenditures	% Used	Commitments	Remaining Balance	YTD Expenditures	% Used
501026	CHAIRMAN	\$ 186,296	\$ 182,550	98%		\$ 3,746	\$ 178,534	96%
501033	COMMISSIONER	\$ 1,085,209	\$ 951,304	88%		\$ 133,905	\$ 1,039,990	96%
501050	TAXABLE SUBS	\$ 89,866	\$ 60,636	67%		\$ 29,230	\$ 73,491	82%
501058	CLASSIFIED POS	\$ 428,071	\$ 366,288	86%		\$ 61,783	\$ 374,286	87%
Total Commissioners:		1,789,442	1,560,778	87%		228,664	1,666,301	93%

Insurance & Medical		FY 2025					FY 2024	
Commitment Item	Commitment Item Description	Current Budget	YTD Expenditures	% Used	Commitments	Remaining Balance	YTD Expenditures	% Used
501058	CLASSIFIED POS	\$ 43,922	\$ 16,557	38%		\$ 27,365	\$ 29,564	67%
Total Insurance & Medical:		\$ 43,922	\$ 16,557	38%		\$ 27,365	\$ 29,564	67%

Judicial		FY 2025					FY 2024	
Commitment Item	Commitment Item Description	Current Budget	YTD Expenditures	% Used	Commitments	Remaining Balance	YTD Expenditures	% Used
501058	CLASSIFIED POS	\$ 31,539		0%		\$ 31,539		
512001	OTHER OPERATING	\$ 10,000						
503000	SUPPLY AND MATERIAL		\$ 4,000					
	Total OTHER OPERATING:	\$ 10,000	\$ 4,000	40%	\$ -	\$ 6,000		
Total Judicial:		\$ 41,539	\$ 4,000	10%	\$ -	\$ 37,539		

Employer Contributions		FY 2025					FY 2024	
Commitment Item	Commitment Item Description	Current Budget	YTD Expenditures	% Used	Commitments	Remaining Balance	YTD Expenditures	% Used
513000	EMPLOYER CONTRIB	\$ 944,687	\$ 703,358	74%		\$ 241,329	\$ 73,807	78%

Total Employer Contributions:	\$ 944,687	\$ 703,358	74%		\$ 241,329	\$ 738,807	78%
Total GENERAL FUND - Operating Items	\$ 6,292,087	\$ 2,522,977	40%	\$ 3,168	\$ 3,765,942	\$ 2,673,235	42%

Fund 10010000 - GENERAL FUND - Special Items								
IT System Project		FY 2025					FY 2024	
Commitment Item	Commitment Item Description	Current Budget	YTD Expenditures	% Used	Commitments	Remaining Balance	YTD Expenditures	% Used
561000	Special Item	\$ 1,631,520	\$ 46,955	3%	\$ 35,792	\$ 1,548,773		
Total IT System Project:		\$ 1,631,520	\$ 46,955	3%	\$ 35,792	\$ 1,548,773		
Total GENERAL FUND - Special Items:		\$ 1,631,520	\$ 46,955	0%	\$ 35,792	\$ 1,548,773		

Fund 10050023 - GF-NONRECUR APROP-23 - Special Items								
IT System Project		FY 2025					FY 2024	
Commitment Item	Commitment Item Description	Current Budget	YTD Expenditures	% Used	Commitments	Remaining Balance	YTD Expenditures	% Used
561000	Special Item	\$ 5,000,000		0%		\$ 5,000,000		
Total IT System Project:		\$ 5,000,000				\$ 5,000,000		
Total GF-NONRECUR APROP-23 - Special Items:		\$ 5,000,000				\$ 5,000,000		

Fund 38440000 - EARMARKED FUND

Administration		FY 2025					FY 2024	
Commitment Item	Commitment Item Description	Current Budget	YTD Expenditures	% Used	Commitments	Remaining Balance	YTD Expenditures	% Used
501058	CLASSIFIED POS	\$ 696,889	\$ 328,835	47%		\$ 368,054	\$ 251,885	36%
512001	OTHER OPERATING	\$ 2,105,907						
502000	CONTRACTUAL SVC		\$ 191,290		\$ 156,755		\$ 401,027	
503000	SUPPLY AND MATERIAL		\$ 93,496		\$ 26,863		\$ 87,573	
504000	FIXED CHGS AND CONT		\$ 485,714		\$ 78,613		\$ 466,200	
505000	TRAVEL		\$ 50,902		\$ 273		\$ 45,337	
	Total OTHER OPERATING:	\$ 2,105,907	\$ 821,402	39%	\$ 262,504	\$ 1,022,001	\$ 1,000,137	47%
Total Administration:		\$ 2,802,796	\$ 1,150,237	41%	\$ 262,504	\$ 1,390,055	\$ 1,252,022	45%

Inform. services		FY 2025					FY 2024	
Commitment Item	Commitment Item Description	Current Budget	YTD Expenditures	% Used	Commitments	Remaining Balance	YTD Expenditures	% Used
501058	CLASSIFIED POS		\$ 381,174			\$ (381,174)	\$ 366,264	
502000	CONTRACTUAL SVC		\$ 252,011		\$ 97,200		\$ 105,840	
503000	SUPPLY AND MATERIAL		\$ 107,383		\$ 86,694		\$ 16,916	
504000	FIXED CHGS AND CONT		\$ 10,123				\$ 1,862	
505000	TRAVEL		\$ 2,920				\$ 1,695	
	Total OTHER OPERATING:		\$ 372,437		\$ 183,894	\$ (556,331)	\$ 126,313	
Total Inform. services:			\$ 753,611		\$ 183,894	\$ (937,505)	\$ 492,577	

Claims		FY 2025					FY 2024	
Commitment Item	Commitment Item Description	Current Budget	YTD Expenditures	% Used	Commitments	Remaining Balance	YTD Expenditures	% Used
501058	CLASSIFIED POS	\$ 262,204	\$ 254,757	97%		\$ 7,447	\$ 223,045	85%
512001	OTHER OPERATING	\$ 24,744						
	Total OTHER OPERATING:	\$ 24,744						
Total Claims:		\$ 286,948	\$ 254,757	89%		\$ 32,191	\$ 223,045	85%

Commissioners		FY 2025					FY 2024	
Commitment Item	Commitment Item Description	Current Budget	YTD Expenditures	% Used	Commitments	Remaining Balance	YTD Expenditures	% Used
501058	CLASSIFIED POS	\$ 50,000	\$ 53,109	106%		\$ (3,109)		
512001	OTHER OPERATING	\$ 229,092						
502000	CONTRACTUAL SVC		\$ 112,086		\$ 13,527		\$ 131,048	
505000	TRAVEL		\$ 42,723				\$ 49,699	
	Total OTHER OPERATING:	\$ 229,092	\$ 154,809	68%	\$ 13,527	\$ 60,756	\$ 180,747	80%
Total Commissioners:		\$ 279,092	\$ 207,918	74%	\$ 13,527	\$ 57,647	\$ 180,747	66%

Insurance & Medical		FY 2025					FY 2024	
Commitment Item	Commitment Item Description	Current Budget	YTD Expenditures	% Used	Commitments	Remaining Balance	YTD Expenditures	% Used
501058	CLASSIFIED POS	\$ 553,278	\$ 447,751	81%		\$ 105,527	\$ 461,037	83%
501070	OTH PERS SVC		\$ 11,708			\$ (11,708)	\$ 20,697	
512001	OTHER OPERATING	\$ 90,000						
502000	CONTRACTUAL SVC		\$ 1,360				\$ 10,738	
503000	SUPPLY AND MATERIAL		\$ 15,000				\$ 11,085	
505000	TRAVEL		\$ 7,018				\$ 9,139	
514000	BENEFITS AND CLAIMS		\$ 33,153		\$ 15,044		\$ 50,794	
	Total OTHER OPERATING:	\$ 90,000	\$ 56,531	63%	\$ 15,044	\$ 18,425	\$ 81,756	91%
Total Insurance & Medical:		\$ 643,278	\$ 515,990	80%	\$ 15,044	\$ 112,244	\$ 563,490	88%

Judicial		FY 2025					FY 2024	
Commitment Item	Commitment Item Description	Current Budget	YTD Expenditures	% Used	Commitments	Remaining Balance	YTD Expenditures	% Used
501058	CLASSIFIED POS	\$ 513,733	\$ 471,571	92%		\$ 42,162	\$ 499,614	97%
501070	OTH PERS SVC	\$ 62,681	\$ 37,780	60%		\$ 24,901	\$ 35,868	57%
512001	OTHER OPERATING	\$ 95,000						
502000	CONTRACTUAL SVC		\$ 21,692		\$ 899		\$ 1,913	
503000	SUPPLY AND MATERIAL		\$ 24,309				\$ 24,599	
505000	TRAVEL		\$ 892				\$ 1,982	
	Total OTHER OPERATING:	\$ 95,000	\$ 46,893	49%	\$ 899	\$ 47,208	\$ 28,494	31%
Total Judicial:		\$ 671,414	\$ 556,244	83%	\$ 899	\$ 114,271	\$ 563,976	84%

Employer Contributions		FY 2025					FY 2024	
Commitment Item	Commitment Item Description	Current Budget	YTD Expenditures	% Used	Commitments	Remaining Balance	YTD Expenditures	% Used
513000	EMPLOYER CONTRIB	\$ 924,317	\$ 899,657	97%		\$ 24,660	\$ 826,936	89%
	Total Employer Contributions:	\$ 924,317	\$ 899,657	97%		\$ 24,660	\$ 826,936	89%
Total EARMARKED FUND:		\$ 5,607,845	\$ 4,338,414	77%	\$ 475,868	\$ 793,563	\$ 4,121,850	74%

South Carolina Workers' Compensation Commission
Earmarked Fund Revenues
FY 2025 As of 5/31/2025
92% of year elapsed

		FY 2025			FY 2024	
Account	Acct No.	Budget	YTD Actual Revenue	% of Budget	YTD Actual Revenue	% of Budget
WORKERS COMPENSATION SELF INSURANC	4080100000					
WORKERS' COMPENSATION HEARING FEE	4110090000	1,091,322	1,065,868	98%	1,055,836	97%
WORKERS COMP SELF INSURANCE APPLIC/	4160040000	7,350			850	12%
WORKERS COMPENSATION FILING VIOLATIC	4223030000	1,637,210	1,619,492	99%	1,486,933	91%
OTHER PENALTIES, COST & SETTLEMENTS	4226020000		600,691			
PARKING FEE	4350040000	5,785	5,325	92%	5,550	96%
WORKERS COMPENSATION AWARD REVIEW	4350140000	14,686	13,170	90%	13,636	93%
TRAINING CONFERENCE REGISTRATION FEE	4380020000	3,120	1,105	35%		0%
PHOTOCOPYING FEE	4380050000	23,761	13,673	58%	23,323	98%
SALE OF SERVICES	4480020000	3,120	7,642	245%	1,625	52%
SALE OF LISTINGS & LABELS	4480060000	1,625	6,625	408%	1,600	98%
RETURNED CHECKS	4530010000		(800)		(100)	
ADJUSTMENT TO AGENCY DEPOSITS	4530020000		(400)			
Total Revenues		2,787,979	3,332,391	120%	2,589,253	93%
Self Insurance Tax					4,960,177	
Total		2,787,979	3,332,391	120%	3,332,391	273%

TAB 5

State of South Carolina

1333 Main St, Suite 500
P.O. Box 1715
Columbia, S.C. 29202-1715



Tel: (803) 737-5700
Fax: (803) 737-1258
www.wcc.sc.gov

Workers' Compensation Commission

To: Gary Cannon, SCWCC Executive Director
From: Kris Pluss, IT Director
Date: June 9, 2025
Subject: IT Department May 2025 Full Commission Report

This report summarizes the activities and accomplishments in the IT Department during May 2025.

I. Systems Operations, Maintenance and Support:

NWN

WCC IT participated in four MS Teams meetings with NWN, our agency's VoIP desk phone and fax provider, and the Department of Administration's, Division of Technology Operations to discuss NWN's migration to the Cisco WebEx Calling Platform. Both WCC and the Department of Agriculture will be impacted by this migration in June and July. WCC IT will be meeting with NWN on a weekly basis until the migration is complete.

Claims Administration Made Easy Workshop:

WCC IT spoke during the C.A.M.E. Workshop that was held on May 8, 2025. WCC IT discussed several new enhancements to the eFile/ePay System, including the Internal Reference Number Field that was added to all forms that are submitted via the eFile/ePay portal. WCC IT also discussed the secure email process and reviewed best practices for sending and receiving electronic documents from the commission.

Verisk/EDI:

WCC IT facilitated several MS Teams meetings with Verisk to identify opportunities with the EDI FROI/SROI submission and reporting system. Updates are scheduled to be deployed on June 17, 2025, that should increase the accuracy of the claim's creation process.

Reporting

87 Service Desk tickets were received by WCC IT during May 2025.
85 Tickets were assigned a priority of Low.
1 Tickets were assigned a priority of Medium.
1 Ticket was assigned a priority of High.
0 Tickets were assigned a priority of Urgent.

eFile / ePay Submissions:

3,950 unique electronic submissions were processed in May 2025.

During this period a total of \$148,352 were collected via online filings.

- 1,264 eFile/ePay online transactions with a fee/fine for a net amount of \$146,073.50 was submitted in May 2025.
- Filing Fees: \$57,743
- Fines: \$88,330
- Other: \$2,279 (Appeals, Copy Requests, and Self-Insurance Membership Application)
- Total Unique Filings without an Online Payment: 2,686

Percent of Change from Previous Month

Category	Apr-25	May-25	Percent Change
Total Online Submissions	4,158	3,950	-5.0%
Fee / Fine	1,267	1,264	-0.2%
Online Submissions without Payment	2,891	2,686	-7.1%
Total Online Payments	\$127,855	\$148,352	16.0%
Fee / Fine Payment	\$121,045	\$146,073	20.7%
Filing Fee Payment	\$56,720	\$57,743	1.8%
Fine Payment	\$64,325	\$88,330	37.3%
Other Payments	\$6,809	\$2,279	-66.5%

Online vs. Physical Pleadings

The attachment reflects the number of on-line filings versus filings by claimant's and defense attorneys received by the USPS or courier delivery.

IT Data Report														
Pleadings/Filings vs On-line v Physical														
FY2024-25 (Nov-May)														
	March				April				May				Total	
Pleading Type	% On-line- ePay	% Physical- mail	Total Filings	%	% On-line- ePay	% Physical- mail	Total Filings	%	% On-line- ePay	% Physical- mail	Total Filings	%	Total	% of Total
Claimant	71%	29%	561	100%	71%	29%	611	100%	77%	23%	589	100%	4,070	69%
Defense	48%	52%	280	100%	57%	43%	248	100%	55%	45%	280	100%	1,833	31%
Total			841	100%			859	100%			869	100%	5,903	100%

TAB 6

State of South Carolina



Workers' Compensation Commission

MEMORANDUM

Date: June 12, 2025

To: Gary Cannon
Executive Director

From: Wayne Ducote
Insurance & Medical Services Director

RE: Monthly Insurance & Medical Services Report for May 2025

Please find attached the statistical report for the Insurance and Medical Services Department for the month of May 2025.

In addition to the statistical data provided, please be advised of the following:

Coverage Division

The Coverage Division had 78 new registrants for notification of lapse in coverage within our coverage notification system. No lapse in coverage notifications were sent.

The Coverage Division processed 1,697 Form 12A submitted electronically through the Verisk system and processed 298 manually filed Form 50s into the Verisk system. The Verisk claims entry process continues to be reviewed and updated on a weekly basis with the assistance of the SCWCC IT and Verisk teams.

Compliance Division

The Compliance Division created 160 DEW compliance investigation files in May. Of those 160 files, 16 files were closed immediately due to coverage being located. The remaining 144 files were opened for further investigation and notifications were sent to employers.

In May the Compliance Division collected over \$118,000 in non-compliance penalties and compelled 59 employers to come into compliance with the Act, which resulted in 271 more employees now covered by workers' compensation insurance than were previously covered. Total Fines Collected compared to the same period last year is up 7%, and the number of employers compelled to obtain coverage is up 22%. In addition, the GEAR program collected \$839.80 from two of our old non-compliant employers.

The Medical Services Division resolved seven formal medical bill disputes and completed one medical bill review.

While this summary is in no way all-inclusive, it may serve to assist you and our Commissioners in understanding the key measures by which the Department's effectiveness can be gauged. The Insurance and Medical Services Department welcomes any guidance that you or the Commissioners can provide concerning our performance and direction.

Department of Insurance & Medical Services								
South Carolina Workers' Compensation Commission								
May 2025 Monthly Report								
	January	February	March	April	May	YTD Total FY24-25	YTD Total FY23 24	% Chg FY25
COMPLIANCE								
Total Cases Active at Beginning of Period	272	270	264	306	416	3,080	2,725	13%
Total Cases Initiated	262	267	300	381	178	2,502	1,473	70%
Total Cases Closed	264	273	258	271	236	2,419	1,439	68%
Total Cases Active at End of Period	270	264	306	416	358	3,163	2,759	15%
Cases from F50/12A/other	21	27	11	29	15	215	176	22%
Cases from DEW	211	230	270	331	160	2,140	1,204	78%
Cases from Carriers	14	16	10	25	0	144	98	47%
Total Fines Assessed	\$ 47,500	\$ 74,750	\$ 90,000	\$ 134,500	\$ 162,000	\$ 925,729	\$ 5,346,563	-83%
- DEW / Coverage / Miscellaneous	\$ 38,500	\$ 65,500	\$ 58,000	\$ 131,500	\$ 156,000	\$ 816,176	\$ 5,019,533	-84%
- Underlying claim / uninsured employer	\$ 9,000	\$ 9,250	\$ 32,000	\$ 3,000	\$ 6,000	\$ 109,553	\$ 327,030	-67%
Total Fines Collected	\$ 45,080	\$ 74,725	\$ 82,794	\$ 130,619	\$ 118,610	\$ 831,688	\$ 774,801	7%
- DEW / Coverage / Miscellaneous	\$ 32,480	\$ 58,125	\$ 64,844	\$ 124,019	\$ 114,210	\$ 738,310	\$ 744,532	-1%
- Underlying claim / uninsured employer	\$ 12,600	\$ 16,600	\$ 17,950	\$ 6,600	\$ 4,400	\$ 93,378	\$ 30,269	208%
Fines Waived/Rescinded/Uncollectable	\$ 5,250	\$ 49,620	\$ 5,750	\$ 11,190	\$ 2,500	\$ 110,711	\$ 5,130,156	-98%
- Waived	\$0	\$0	\$2,250	\$10,690	\$0	\$ 41,840	\$ 4,078,037	-99%
- Rescinded	\$5,250	\$26,810	\$3,500	\$500	\$2,500	\$ 46,061	\$ 703,558	-93%
- Uncollectable	\$0	\$22,810	\$0	\$0	\$0	\$ 22,810	\$ 348,561	-93%
Employer RTSC Cases Docketed	-	2	-	6	-	10	11	-9%
Employers Compelled Into Compliance	33	47	64	61	59	512	421	22%
Previous Uninsured Employees Now Covered	136	213	341	312	271	2,819	2,850	-1%
Carrier RTSC Cases Docketed	20	15	15	9	-	134	101	33%
Carrier RTSC Cases Resolved	20	15	15	9	-	134	100	34%
Carrier RTSC Fines Resolved	\$ 6,000	\$ 10,000	\$ 17,400	\$ 35,189	\$ -	\$122,293	\$116,428	5%
COVERAGE & ACCIDENT RPTG								
Employers Withdrawing From the Act	6	10	7	5	5	61	40	53%
Coverage Fines Assessed	\$ 24,550	\$ 27,800	\$ 22,800	\$ 43,600	\$ 33,800	\$ 344,500	\$ 257,675	34%
Coverage Fines Collected	\$ 30,300	\$ 20,000	\$ 24,400	\$ 28,600	\$ 22,100	\$ 261,850	\$ 240,600	9%
Coverage Fines Waived	\$ 9,600	\$ 6,600	\$ 4,800	\$ 9,000	\$ 12,100	\$ 77,700	\$ 41,100	89%
Number of 12As Filed EDI	1,696	1,591	1,721	1,828	1,697	18,962	19,018	0%
Number of 12As Filed Manually	233	246	315	270	298	2,832	3,211	-12%
Total Number of WCC Files Created	1,929	1,837	2,036	2,098	1,995	21,794	22,229	-2%
Number of Fatalities Filed on 12As	8	2	8	12	7	83	72	15%
MEDICAL SERVICES								
Bills Pending at Beginning of Period	7	6	5	5	7	64	90	-29%
Bills Received	9	8	8	9	6	90	113	-20%
Bills to be Reviewed	16	14	13	14	13	154	203	-24%
Bills Reviewed this Month	10	9	8	7	7	90	121	-26%
Bills Pending at End of Period	6	5	5	7	6	64	82	-22%

TAB 7

State of South Carolina

1333 Main Street, 5th Floor
P.O. Box 1715
Columbia, S.C. 29202-1715



TEL: (803) 737-5700
www.wcc.sc.gov

Workers' Compensation Commission

MEMORANDUM

To: Gary Cannon, Executive Director

From: Sonji Spann, Claims Director

Date: June 16, 2025

Re: Claims Department June 2025 Full Commission Report

Attached is the Statistical Report for the Claims Department for the period July 1, 2024- May 31, 2025, prepared for the Business Meeting on June 16, 2025.

Claims activities are in Column (a) with the totals for the period ending May 2025 in column (o). Column (q) reflects the percentage change when comparing the totals for same period in the current fiscal at the totals for the same period in last fiscal year. The total Claims Activities, for this period have decrease 4% when compared to the same period from last fiscal year.

When compared to the same period last fiscal year, the number of cases Reviewed (33,880) is 6% less, the number cases closed (23,934) is 2% less than last fiscal year; Fines Assessed (2701) is 17% less; and the Total Fines Paid (\$392,900) is 13% less. It should be noted 44 fines were assessed by staff manually from their file reviews. 251 Form 18 fines were assessed automatically by the IT system. The total Form 18 fines assessed, and the 44 fines assessed by cases reviewed equal the 295 Total Fines Assessed.

I will be happy to answer any questions you or the Commissioners have.

**Claims Department Statistical Report
FY2024-2025**

Claims Activities	Jan	Feb	March	April	May	FY24-25 YTD Total	FY23-24 YTD Total	% Diff from prev year
(a)	(h)	(i)	(j)	(k)	(l)	(o)	(p)	(q)
Forms 15-I	1,085	1,138	1,120	1,094	1,053	12,004	11,886	1%
Forms 15-II/Forms 17	756	806	760	741	684	8,113	7,879	3%
Forms 16 for PP/Disf	60	50	56	50	50	596	568	5%
Forms 18	5,044	4,832	5,014	5,474	4,574	54,276	56,204	-3%
Forms 20	548	539	550	497	519	5,573	5,971	-7%
Form 50 Claims Only						-		
Form 61	869	695	742	784	701	7,977	8,036	-1%
Letters of Rep								
Clinchers	798	607	715	716	641	7,383	7,374	0%
Third Party Settlements	31	18	25	20	30	245	236	4%
SSA Requests for Info	25	43	59	55	38	432	430	0%
Cases Closed	2,363	2,099	2,328	2,398	2,099	23,934	24,346	-2%
Cases Reviewed	3,286	2,895	3,175	3,299	2,959	33,880	35,889	-6%
Total	14,865	13,722	14,544	15,128	13,348	154,413	160,084	-4%
						-		
Total Fines Assessed	\$ 184	\$ 252	\$ 317	\$ 246	\$ 295	\$ 2,701	\$ 3,240	-17%
Form 18 Fines	\$ 165	\$ 201	\$ 296	\$ 206	\$ 251	\$ 2,356	\$ 2,830	-17%
Total Amt Paid	\$ 28,000	\$ 36,400	\$ 61,800	\$ 38,000	\$ 28,000	\$ 392,900	\$ 453,850	-13%

TAB 8

State of South Carolina

1333 Main Street
P.O. Box 1715
Columbia, S.C. 29202-1715



Tel: (803) 737-5700
Fax: (803) 737-1234
www.wcc.sc.gov

Workers' Compensation Commission

June 3, 2025

To: Gary Cannon
Executive Director

From: Amy A. Bracy
Judicial Director

RE: Monthly Judicial Report for May 2025

During the month of May, the Judicial Department processed three hundred sixteen (316) claim only 50s, and eight hundred sixty-nine (869) requests for hearings (claimant and defense pleadings). Comparing the numbers from the same period last year, claimant and defense pleadings are both down 3%. The department received one hundred thirteen (113) Motions, an 11% increase compared to the same period last year and one hundred fifty-six (156) clincher conference requests, a 3% increase compared to the same time last year.

There were forty-seven (47) Single Commissioner Hearings conducted during the past month, seven (7) pre-hearing conferences held, and five (5) Full Commission hearings held. A total of five hundred fourteen (514) Orders (Single Commissioner Orders, Consent Orders and Administrative Orders) were served at the single Commissioner level, fifty-four (54) of those were Decision and Orders that resulted from hearings that went on the record and one hundred twenty-four (124) were Motion Orders that were a result of Motions ruled upon by Commissioners.

There were two hundred six (206) Informal Conferences requested during May and one hundred seventy-one (171) were conducted.

There were thirty-seven (37) regulatory mediations scheduled and sixty-seven (67) requested mediations. Totals are up 1% and 11% in the respective categories for the same period last year. The Judicial Department was notified of fifty-two (52) matters resolved in mediation, with the receipt of Forms 70. This category's total is up 13% compared to this period last year. This does not include mediations that take place outside of what is reported to the Commission.

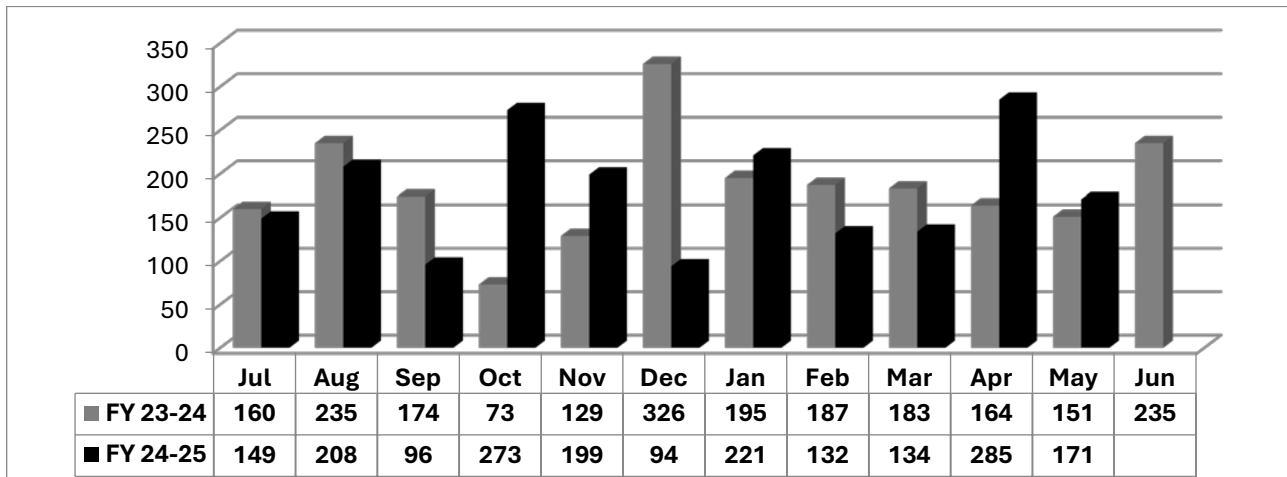
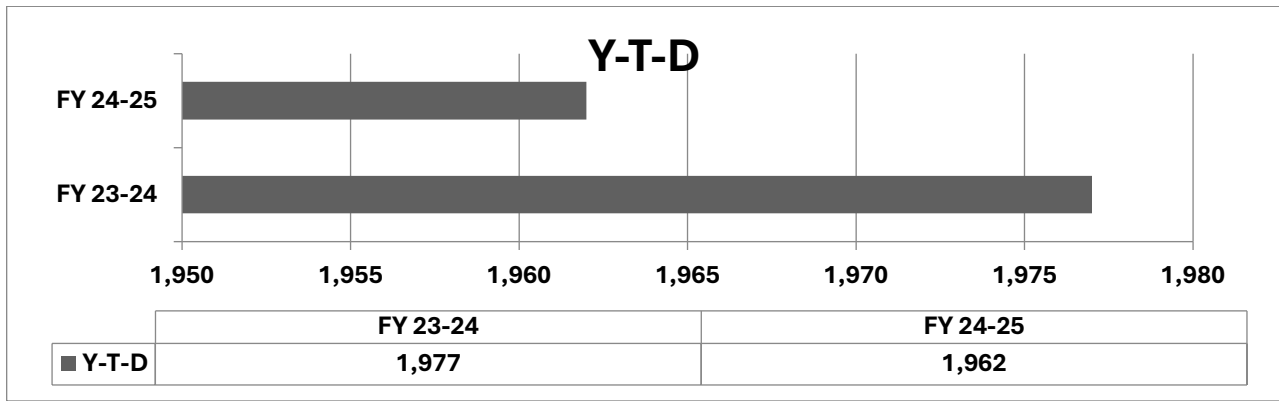
In the month of May, Judicial received one (1) Notice of Intent to Appeal to the Court of Appeals and zero (0) to the Circuit Court.

Judicial Department Statistical Report

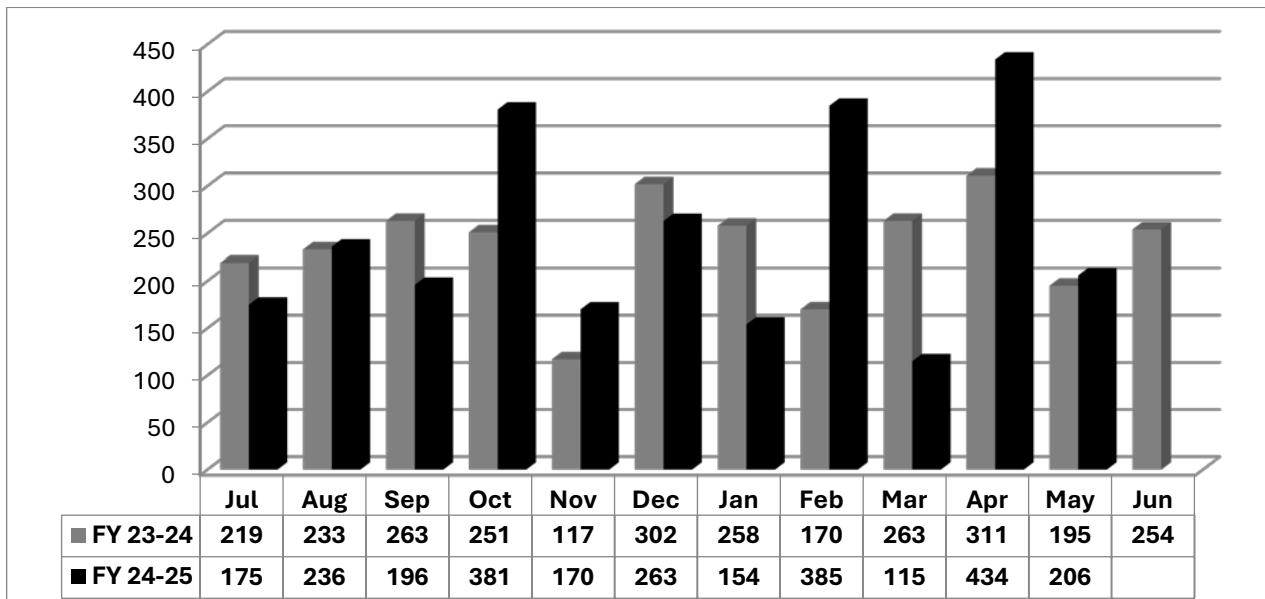
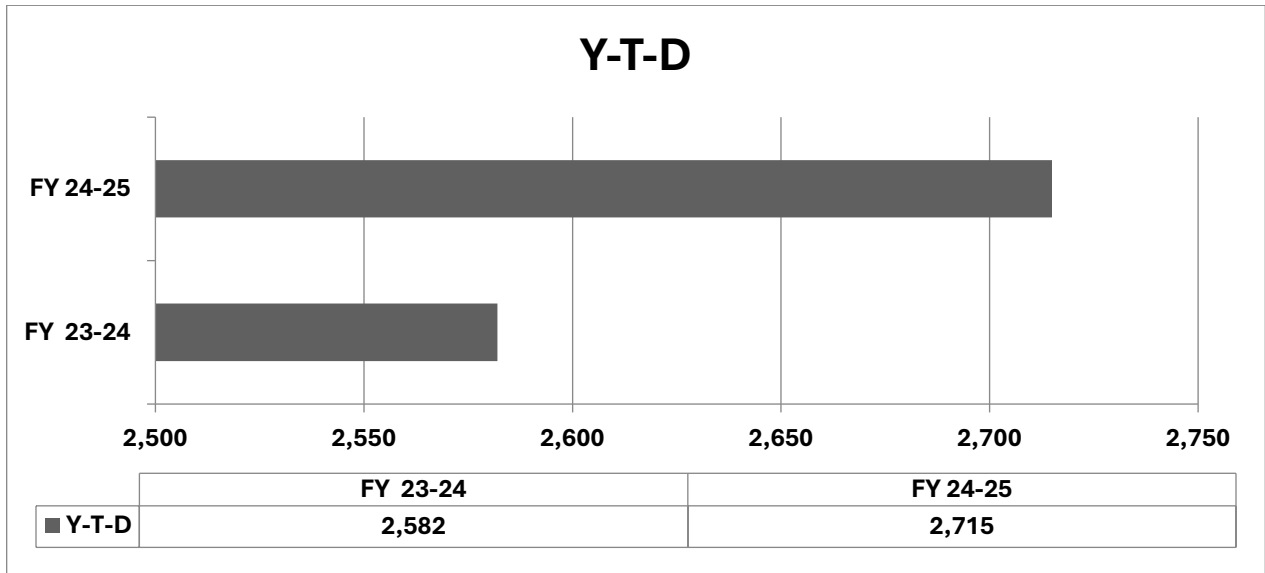
Statistics For Fiscal Year 2024-2025

	Jan	Feb	March	April	May	Totals YTD 2024-2025	Totals YTD 2023-2024	% Diff from prev year
Claimant Pleadings	570	572	561	611	589	6,373	6,538	-3%
Defense Response to Pleadings	486	407	480	448	496	5,294	5,472	-3%
Defense Pleadings	288	285	280	248	280	2,946	3,033	-3%
Form 50 - Claim Only	403	274	344	265	316	3,313	2,998	11%
Letters of Representation	77	69	83	61	77	658	599	10%
Motions	120	103	101	104	113	1,257	1,133	11%
Form 30	5	15	14	9	9	104	103	1%
FC Hearings Held	3	6	6	3	5	51	58	-12%
FC Orders Served	18	7	5	10	12	149	68	119%
Single Comm. Hearings Held	51	64	38	66	47	584	584	0%
Single Comm. Orders Served	202	154	192	194	189	2,046	1,930	6%
Single Comm. Pre-Hearing Conf Held	8	12	16	18	7	123	158	-22%
Consent Orders	280	344	272	270	310	3,192	3,280	-3%
Adminstrative Orders	14	24	17	20	15	175	100	75%
Clincher Conference Requested	152	134	168	158	156	1,655	1,605	3%
Informal Conference Requested	154	385	115	434	206	2,715	2,582	5%
Informal Conference Conducted	221	132	134	285	171	1,962	1,977	-1%
Regulatory Mediations	29	24	42	39	37	367	364	1%
Requested Mediations	98	96	62	47	67	808	730	11%
Ordered Mediations	0	3	0	2	2	7	5	40%
Mediation Resolved	78	39	85	72	52	684	603	13%
Mediation Impasse	14	18	29	24	20	211	172	23%
Mediation Held; Issues Pending	0	1	1	1	0	9	13	-31%
Claim Settled Prior to Mediation	16	16	14	18	14	176	142	24%
Mediation Not Complete in 60 days	4	13	2	1	0	36	24	50%

Informal Conferences Conducted




Informal Conferences Requested



TAB 9

SCVRD												
Monthly Referral Report Summary FY24-25												
Referral												
Outcome Type	July	Aug	Sept	Oct	Nov	Dec	Jan	Feb	Mar	Apr	May	June
Application Completed	5	1	1	1	3	5	9	12	19	23	26	
Assessment Not Completed								1	1	1	1	
Declined to Apply for Services	12	87	138	231	333	439	588	797	993	1,076	1,199	
Existing Case	4	1	1	1	1	1	1	2	2	3	3	
No Outcome - Active Referral	209	287	397	470	517	573	515	276	229	246	252	
Unable to Contact Referral	4	30	69	109	168	213	339	364	422	524	602	
Total	234	406	606	812	1,022	1,231	1,452	1,452	1,666	1,873	2,083	-



Referral Date

Area Office

Referring Organization

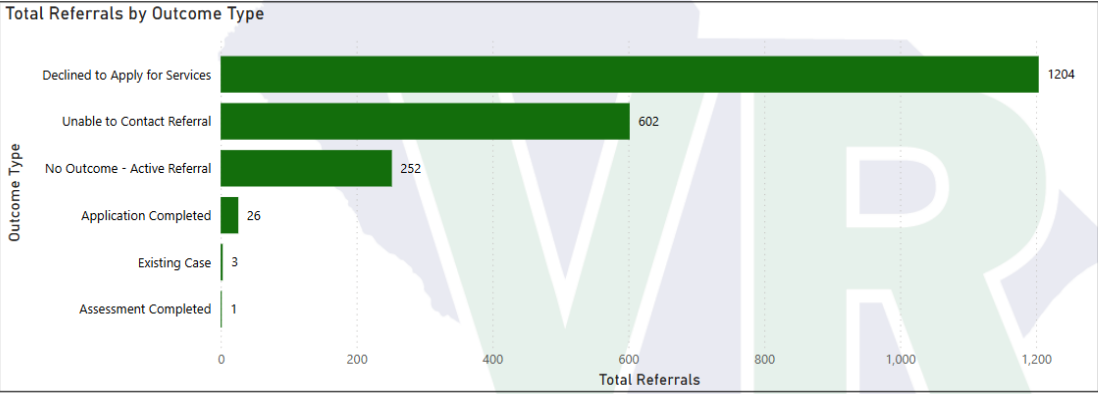
7/1/2024

5/30/2025

All

SC Workers Compensation

Total Referrals by Outcome Type



Outcome Type	Total Referrals
Declined to Apply for Services	1204
Unable to Contact Referral	602
No Outcome - Active Referral	252
Application Completed	26
Existing Case	3
Assessment Completed	1

Referral Summary

Outcome Type	Total Referrals
Application Completed	26
Assessment Completed	1
Declined to Apply for Services	1199
Existing Case	3
No Outcome - Active Referral	252
Unable to Contact Referral	602
Total	2083

Current CMS Status of Referrals Who Applied or Had Existing SCVRD Cases

Current CMS Status	Description	Total Referrals	% of Referrals with VR Cases
2	Applicant	6	20.69%
8	Closed before Eligibility	5	17.24%
10	Eligibility	5	17.24%
12	IPE	9	31.03%
26	Successful Employment outcome	2	6.90%
28	Closed after IPE	1	3.45%
30	Closed After Elig. Before IPE	1	3.45%
Total		29	100.00%

62.07%

Referrals with VR Cases Reaching Eligibility

41.38%

Referrals with VR Cases Reaching IPE

66.67%

Rehab Rate for Referral VR Cases with an IPE Developed

TAB 10

State of South Carolina



Workers' Compensation Commission

Executive Director's Report

June 16, 2025

Meetings and Other Activities

During the month of May, the Executive Director attended the NCCI ASI meeting in Orlando, FL; participated in the Commission sponsored CAME workshop; the Employee Luncheon and Employee of the Year presentation; attended the Senate Judiciary Committee confirmation hearings for Commissioners Beck, Commissioner McCaskill, Commissioner Campbell and Commissioner Coggiola; all employee meeting to review the results of the Employee Satisfaction Survey; attended the SCWCEA one day seminar in Columbia; and met with staff four times to discuss on-going projects.

The ED was also involved with the Self-Insurance department activities of reviewing applications to self-insure, communications about surety bonds and financial reports deadlines.

Constituent /Public Information Services

For the month of May, the Executive Director's and the General Counsel's offices had seventy-three (233) contacts with stakeholders.

Financial Transactions Activity

During the month of May, the Director's office processed and approved one (1) purchase order, six (6) travel expense reports, sixty-one (61) invoices, twenty-nine (29) deposits for DOA to process in the SCEIS system.

SCWCC Stakeholder Electronic Distribution List

For the month of May, the office had three (3) deletions and one (1) addition to the distribution list.

Advisory Notices

During the month of May, the office posted three (3) notices on the Commission's website and emailed it to the distribution list.