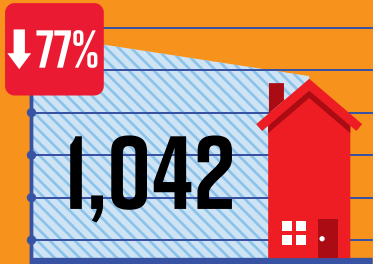


NAPLES AREA REAL ESTATE ACTIVITY

Year End 2021 compared with Year End 2020 (percent reporting using rounded figures)



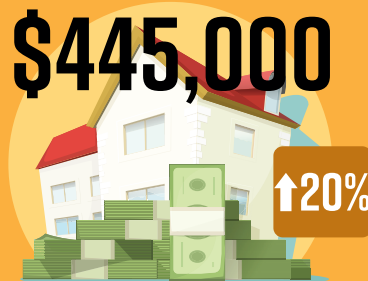
OVERALL INVENTORY



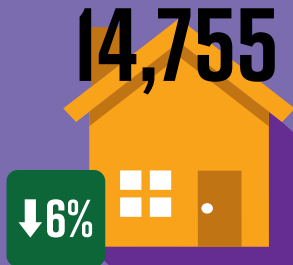
OVERALL PENDING SALES



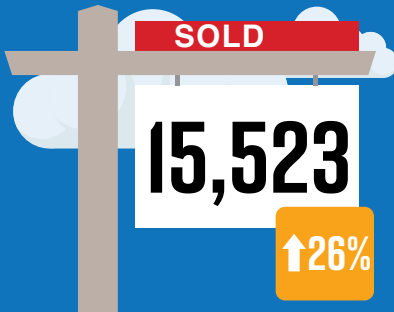
MEDIAN CLOSED PRICE



NEW LISTINGS



OVERALL CLOSED SALES



DAYS ON MARKET

