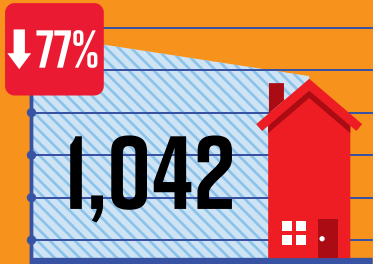


NAPLES AREA REAL ESTATE ACTIVITY

December 2021 compared with December 2020 (percent reporting using rounded figures)




OVERALL INVENTORY




OVERALL PENDING SALES



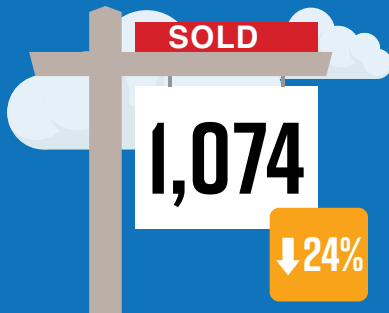
MEDIAN CLOSED PRICE



NEW LISTINGS



OVERALL CLOSED SALES



DAYS ON MARKET

