



Paint Drip Canvas

Glen Ridge Public Library



Supplies

- White acrylic paint
- Colorful acrylic paint
- Blank canvas
- Clear acrylic spray
- Cup
- Paper plate



Pour white paint into
the bottom of a cup.



Pour the colors on top.



Place the canvas
upside-down on top of
the cup.




Flip the cup right side
up to let the paint
fall.




Wait 30 seconds, then
lift the cup.



Tilt the canvas so
that the paint covers
it.



Let dry.



Spray the canvas to
seal it.

Display!

