

ARTS IN THE PARKS 2018

Get Outside and Get Into Art!



Available in 13 local communities.



Open to all children ages 6 - 12.



Cultivating creativity in a fun environment.



Register early for
best class selection!

Table of Contents

Ohio

C	Celina.....	04
CW	Coldwater.....	05-07
F	Fort Recovery.....	07-08
M	Minster.....	08-09
NB	New Bremen.....	10
SH	St. Henry.....	11
SM	St. Marys.....	12-13

Indiana

B	Berne.....	13-14
D	Dunkirk.....	15-16
H	Hartford City.....	16-17
MO	Montpelier.....	17
PE	Pennville.....	18
P	Portland.....	19-24
	Teaching Artists.....	25
	Visual Arts Director.....	26
	Art Camp Form.....	26
	Registration Form.....	27

Festival at Arts Park

May 20 | 12-4pm

Food
Games
Face Painting
Drone Demonstration
Juggler
Activities
Artist Vendors
Much More!

Wood Fired Pizza
Briskets & Butts BBQ

FREE ADMISSION





What is Arts Place? Founded in 1967, Arts Place is a regional arts council serving East Central Indiana and West Central Ohio.

Our Mission: Arts Place nurtures the creative spirit by making arts experiences, education, and services, accessible to the region's residents, artists, and cultural organizations.

Our Locations

Auglaize/Mercer Center

207 East Spring Street
PO BOX 452
St. Marys, OH 45885
419-394-0707

Blackford County Arts Center

107 West Washington Street
PO BOX 362
Hartford City, IN 47348
765-348-4154

Portland Center

131 East Walnut Street
PO BOX 804
Portland, IN 47371
260-726-4809

Frequently Asked Questions

- **What is Arts in the Parks?**

Arts in the Parks is a unique summer arts enrichment program that offers arts classes to children ages 6—12 throughout East Central Indiana and West Central Ohio. The program includes classes in dance, theater, culinary, and visual arts.

- **How do I sign up?**

To register for Arts in the Parks classes, fill out the registration form included in this packet and return with payment to Arts Place, Inc. P.O. Box 804 Portland, IN 47371. Registration forms are also available at artsland.org.

- **What does it cost?**

Each class costs \$5. Take 4 or more classes for only \$20. Scholarships are available to students that qualify for free or reduced lunches.

- **How many classes can I take?**

Participants are allowed to take as many classes as they would like. Every effort will be made to accommodate your requests on a first come, first served basis as availability of each class is subject to limited enrollment.

- **Who may attend?**

Our classes are designed for students ages 6—12, but all parents, guardians, and interested arts students are welcome to attend.

- **Are locations accessible?**

All locations are accessible. IN: TTY/TTD: 1-800-743-3333 OH: TTY/TTD: 1-800-750-0750

- **What are class codes?**

Class codes are a combination of numbers and letters given to classes to differentiate them within each community. For example, B3=Berne, Class 3.

- **Where are the locations for classes?**

Locations for classes are found next to the community name in this booklet.

- **How do I read the schedule?**

Class code		Name of class	Teaching Artist	Class description
C4: Ink Float		June 20 11:30-1:30	Kelly Bricker	1 DAY CLASS: Students will be creating traditional art from Japan, making amazing designs by floating ink on the surface of water and transferring it to paper.

Celina

East View Park | Shelter # 1

Celina, OH 45822

(On Grand Lake by the ball park)



C1: Fantastic Creatures & Color Families

June 11 | 11:00-12:30 | Rebecca Stockert

1 DAY CLASS: Improve your artistic skill as you learn about stencils, watercolor techniques and color families. Choose fantastic creatures to trace with a black sharpie and paint those creatures based on your favorite color palette.

C2: Slime Lab

June 11 | 1:00-2:30 | Rebecca Stockert

1 DAY CLASS: Spend an hour and half in the arts lab making non-toxic slime from household objects. Regular slime, glitter slime, and fluffy slime will all be created. Of course, you will get to take your own slime home!

C3: Enameling with Paint

June 13 & 14 | 4:00-5:30 | Stephanie Schieltz

2 DAY CLASS: Experiment with a unique enameling technique to create a beautiful piece of art by embossing a design into metal and filling the design with glossy paint.

C4: Get a Rhythm, Paint a Rhythm

June 25 | 9:00-10:30 | Emilie Fisher

1 DAY CLASS: Channel your inner Jackson Pollock in this fun creative class! Listen to music and create a painted piece inspired by what you hear. We will listen to different types of music while learning about various painting processes.

C5: Viking Ship Sculpture

June 25 & 26 | 2:00-3:30 | Luke McClung

2 DAY CLASS: Work with your friends to build a giant Viking ship! Use your imagination and information about Viking ships to build a fast ship for raiding or a dragon-ship for sailing in style.

C6: Chinese Dragons (Chalk and Clay)

June 25 & 26 | 4:00-5:30 | Luke McClung

2 DAY CLASS: Hear the story of "Sam and the Dragon". Then, use chalk pastels to draw your own interpretation of the dragon from the story, and even build a clay model of the dragon.

C7: Introduction to Acting

July 11 - 13 | 9:00-11:00 | Billy Simms

3 DAY CLASS: Learn acting techniques as you play acting games and create characters. Then show what you've learned as you rehearse and perform a final scene for the class.

C8: Creating Comic Adventures!

July 11 & 12 | 11:30-1:30 | Billy Simms

2 DAY CLASS: Create your very own comic strip! Learn to develop characters and write a short story. Hear helpful storytelling tips, explore new drawing styles and create your own adventures!

C9: Print Play

July 11 & 12 | 2:30-4:30 | Billy Simms

2 DAY CLASS: Experiment with printmaking as you learn a variety of methods for making prints and create several unique works of art to show off to your family and friends.

Coldwater



Coldwater Memorial Park Shelter # 3

Coldwater, OH 45482

Note: Creative Movement and Taiko Drumming at Coldwater High School in the "Pound." Enter at HS entrance off Highway 118.

CW1: Floating Ink

June 4 | 2:00-3:30 | Kelly Bricker

1 DAY CLASS: Students will be creating traditional art from Japan. They will make amazing designs simply by floating ink on the surface of water and transferring it to paper.

CW2: Clay Chinese Wall Vase

June 4 | 4:00-5:30 | Kelly Bricker

1 DAY CLASS: Ceramic wall pockets have been around for a long time. In China they were often shaped like fish or a bird and hung by bedsides with flowers in them. They are still popular today, and they are easy to make. What design can you create?

CW3: Picasso Pop Can Portraits

June 5 | 2:00-3:30 | Kelly Bricker

1 DAY CLASS: Create recycled art inspired by the abstract portraits of Picasso. Use a crushed can as a simple but fun way to explore Pablo Picasso's artwork.

CW4: Viking Helmets

June 5 | 4:00-5:30 | Kelly Bricker

1 DAY CLASS: A Viking's helmet is a symbol of Viking pride and an important part of a warrior's protective gear. Come create your own awesome Viking helmet out of mixed media materials.

CW5: Luminous Fossil Pendants

June 13 & 14 | 9:00-10:00 | Stephanie Schieltz

2 DAY CLASS: Form your own fossils by pressing leaves and other natural materials into soft clay. While the clay is moist and the leaf is held in place, a layer of "sediment" in the form of lustrous powdered pigment can be finger-applied to create a detailed outline. When dry, these shimmering, colorful "fossils" can be made into pendants, ornaments, charms, and more.

CW6: Decorative Clay Plates

June 13 | 10:30-12:00 | Stephanie Schieltz

2 DAY CLASS: Build and decorate your own plate! Once you've formed your clay plate you have a great canvas for decoration. Learn finishing, embellishing and glazing. Experiments with paper stencils, slip decoration, underglaze and using objects as stamps.

CW7: Painted "Glass" Rings of Light and Color

June 13 & 14 | See Below | Stephanie Schieltz

2 DAY CLASS: Create glass-like paintings that are clearly amazing! The stained glass found in European architecture from the Middle Ages and the Renaissance was often created for visual storytelling. What story can you tell?

Class times are June 13th: 1:00-3:00 and June 14th: 1:00-2:00.

CW8: Wind Chimes

June 14 | 10:30-12:30 | Stephanie Schieltz

1 DAY CLASS: Wind-driven, sound-producing sculpture has a long and varied history — from the rattle of dried bones hung in ancient gardens to scare away birds to chimes placed on early ships to alert crews to wind changes. Create your very own musical wind sculpture!

CW9: Creative Movement

June 18-22 | 3:00-4:00 | Allison Ballard

5 DAY CLASS: In Creative Movement we will use stories and games to learn basic elements of dance while exploring social skills, self-regulation/impulse control and creativity. Student will learn a variety of movements and skills.

Class will be held at Coldwater Middle School, in room 108.

CW10: Taiko Drumming

June 18-22 | 4:30-5:30 | Allison Ballard

5 DAY CLASS: Let's make some sweet beats! Learn the basics of traditional Japanese drumming and rhythm as you practice and participate in a performance that tells the folk tale of how Taiko drumming began.

Class will be held at Coldwater Middle School, in room 108.

CW11: Funky Relief Sculptures

June 25 | 12:00-2:00 | Emilie Fisher

1 DAY CLASS: Create a funky relief sculpture by cutting, ripping, and arranging cardboard. After creating an interesting composition with cardboard, paint patterns and designs onto your creation to make it truly one of a kind!

CW12: Mini Mandalas

June 25 | 2:30-4:00 | Emilie Fisher

1 DAY CLASS: Come learn about the mandala and how to make one. Create your own radial designs from recycled materials, and objects found in nature!

CW13: Get a Rhythm, Paint a Rhythm

June 25 | 4:30-6:00 | Emilie Fisher

1 DAY CLASS: Channel your inner Jackson Pollock in this fun creative class! Listen to music and create a painted piece inspired by what you hear. We will listen to different types of music while learning about various painting processes.

CW14: Viking Ship Sculpture

June 27 & 28 | 9:00-10:30 | Luke McClung

2 DAY CLASS: Work with your friends to build a giant Viking ship! Use your imagination and information about Viking ships to build a fast ship for raiding or a dragon-ship for sailing in style.

CW15: Chinese Dragons (Chalk and Clay)

June 27 & 28 | 11:00-12:30 | Luke McClung

2 DAY CLASS: Hear the story of "Sam and the Dragon". Then, use chalk pastels to draw your own interpretation of the dragon from the story, and even build a clay model of the dragon.



Special Effects
Make-Up
CW17



CW16: Books into ACTION!

July 16-19 | 9:00-10:00 | Carol Knarr Gebert

4 DAY CLASS: Learn how a book's story can turn you into an actor and storyteller. Turn a book into a play, become characters that travel to faraway lands. Create action from scenes not seen in the books. Go on the wild adventures only books can provide.

CW17: Special Effects Makeup

July 16-19 | 10:00-11:00 | Carol Knarr Gebert

4 DAY CLASS: Learn to create monster makeup like the pros! Create scars, bruises, and other gory messes. NOTE: Peanut butter is used for fake blood. **Alert Arts Place staff of allergies to peanuts and latex.**

"Everyone is so pleasant and really makes the kids feel important!"

-Parent of Arts in the Parks student

Fort Recovery



Fort Recovery
Community Park
Shelter # 5
401 West Milligan Street
Fort Recovery, OH 46846
(by the pool)

F1: Decorative Clay Plates

June 6 | 9:00-10:30 | Stephanie Schieltz

1 DAY CLASS: Build and decorate your own plate! Once you've formed your clay plate you have a great canvas for decorating. Learn finishing, embellishing and glazing. Experiments with paper stencils, slip decoration, underglaze and using objects as stamps.

F2: Luminous Fossil Pendants

June 6 & 7 | 11:00-12:00 | Stephanie Schieltz

2 DAY CLASS: Form your own fossils by pressing leaves and other natural materials into soft clay. While the clay is moist and the leaf is held in place, a layer of "sediment" in the form of lustrous powdered pigment can be finger-applied to create a detailed outline. When dry, these shimmering, colorful "fossils" can be made into pendants, ornaments, charms, and more.

F3: Wind Chimes

June 7 | 9:00-11:00 | Stephanie Schieltz

1 DAY CLASS: Wind-driven, sound-producing sculpture has a long and varied history — from the rattle of dried bones hung in ancient gardens to scare away birds to chimes placed on early ships to alert crews to wind changes. Create your very own musical wind sculpture!



Luminous Fossil
Pendants
F2



Wind Chimes
F3

F4: Slime Lab

June 20 | 9:00-10:30 | Rebecca Stockert

1 DAY CLASS: Spend an hour and half in the arts lab making non-toxic slime from household objects. Regular slime, glitter slime, and fluffy slime will all be created. Of course, you will get to take your own slime home!

F5: Monster Mash-Up Collages

June 21 & 22 | 9:00-10:30 | Rebecca Stockert

2 DAY CLASS: Create your very own monster collages by making many different body parts, cutting them out, and mixing them together. Use stencils to create each different body part. Then use colored pencils and markers to add your own style.

F6: Pet Portraits: The Secret Life of Your Pet

June 21 & 22 | 11:00-12:30 | Rebecca Stockert

2 DAY CLASS: What does your pet do when you're not around? Come create a portrait of your pet or favorite animal. Not a boring portrait though. Imagine them when they are alone: wild and untamed, a prince or princess, a couch potato... anything goes! **Please bring a photo of your pet.**



*"The classes were amazing!
I had so much fun!"*

-Arts in the Parks student



Pet Portraits: The Secret Life of Your Pet
F6

Minster



**Four Seasons
Shelter # 5**
360 W 7th Street
Minster, OH 45865

M1: Get a Rhythm, Paint a Rhythm

June 6 | 9:00-10:30 | Emilie Fisher

1 DAY CLASS: Channel your inner Jackson Pollock in this fun creative class! Listen to music and create a painted piece inspired by what you hear. We will listen to different types of music while learning about various painting processes.

M2: Funky Relief Sculpture

June 6 | 11:00-1:00 | Emilie Fisher

1 DAY CLASS: Create a funky relief sculpture by cutting, ripping, and arranging cardboard. After creating an interesting composition with cardboard, paint patterns and designs onto your creation to make it truly one of a kind!

M3: Glue Art

June 14 & 15 | 9:00-10:30 | **Rebecca Stockert**

2 DAY CLASS: In this one class try three different types of glue resist to make beautiful art using white glue, black glue, and rubber cement. Artwork will be made on fabric and watercolor paper. This fun art project results in an interesting array of colorful creations to take home!

M4: Painted “Glass” Light-Catching Rings

July 11 & 12 | See Below | **Stephanie Schieltz**

2 DAY CLASS: Create glass-like paintings that are clearly amazing! The stained glass found in European architecture from the Middle Ages and the Renaissance was often created for visual storytelling. What story can you tell?

Class times are July 11th: 9:00-11:00 and July 12th: 9:00-10:00.

M5: Wind Chimes

July 11 & 12 | 11:30-12:30 | **Stephanie Schieltz**

2 DAY CLASS: Wind-driven, sound-producing sculpture has a long and varied history — from the rattle of dried bones hung in ancient gardens to scare away birds to chimes placed on early ships to alert crews to wind changes. Create your very own musical wind sculpture!

M6: Luminous Fossil Pendants

July 11 & 12 | 1:00-2:00 | **Stephanie Schieltz**

2 DAY CLASS: Form your own fossils by pressing leaves and other natural materials into soft clay. While the clay is moist and the leaf is held in place, a layer of “sediment” in the form of lustrous powdered pigment can be finger-applied to create a detailed outline. When dry, these shimmering, colorful “fossils” can be made into pendants, ornaments, charms, and more.

M7: Enameling with Paint

July 11 & 12 | 2:30-4:00 | **Stephanie Schieltz**

2 DAY CLASS: Experiment with a unique enameling technique to create a beautiful piece of art by embossing a design into metal and filling the design with glossy paint.



Glue Art
M3



Enameling
with Paint
M7



Painted “Glass”
LightCatching
rings
M4

New Bremen



Jaycee Park Shelter house

108 East Cherry Street

New Bremen, OH 45869

Note: Lets Make a Movie will be at the
Crown Pavilion at 2 West Plum Street

NB1: Lets Make a Movie (Community Theater Project)

June 4-7 & 11-14 | 9:00-12:00 | **Carol Knarr Gebert**

8 DAY CLASS: Let's make a movie about New Bremen, Ohio! Together we will learn about the history of New Bremen, become the legendary characters and tell the story in a recorded and live performance. We can make History really come to life! **Note this class will meet at the Crown Pavilion at 2 West Plum Street.**

NB2: Get a Rhythm, Paint a Rhythm

June 6 | 2:00-3:30 | **Emilie Fisher**

1 DAY CLASS: Channel your inner Jackson Pollock in this fun creative class! Listen to music and create a painted piece inspired by what you hear. We will listen to different types of music while learning about various painting processes.

NB3: Mini Mandalas

June 6 | 4:00-5:30 | **Emilie Fisher**

1 DAY CLASS: Come learn about the mandala and how to make one. Create your own radial designs from recycled materials, and objects found in nature!

NB4: Floating Ink

July 16 | 9:00-10:30 | **Kelly Bricker**

1 DAY CLASS: Students will be creating traditional art from Japan. They will make amazing designs simply by floating ink on the surface of water and transferring it to paper.

NB5: Clay Chinese Wall Vase

July 16 | 11:00-12:30 | **Kelly Bricker**

1 DAY CLASS: Ceramic wall pockets have been around for a long time. In China they were often shaped like fish or a bird and hung by bedsides with flowers in them. They are still popular today, and they are easy to make. What design can you create?

NB6: Picasso Pop Can Portraits

July 16 | 1:30-3:00 | **Kelly Bricker**

1 DAY CLASS: Create recycled art inspired by the abstract portraits of Picasso. Use a crushed can as a simple but fun way to explore Pablo Picasso's artwork.

NB7: Viking Helmets

July 16 | 3:30-5:00 | **Kelly Bricker**

1 DAY CLASS: A Viking's helmet is a symbol of Viking pride and an important part of a warrior's protective gear. Come create your own awesome Viking helmet out of mixed media materials.

St. Henry

**St. Henry North Park
Shelter House #1**
211 Parkview Drive
St. Henry, OH 45883



SH1: Veils of Light and Color

June 4 | 9:00-10:30 | Stephanie Schieltz

1 DAY CLASS: Overlapping film shapes create colorful compositions like old school stained glass — no glue required! Create your own masterpiece of light and color!

SH2: Enameling with Paint

June 4 & 5 | 11:00-12:30 | Stephanie Schieltz

2 DAY CLASS: Experiment with a unique enameling technique to create a beautiful piece of art by embossing a design into metal and filling the design with glossy paint.

SH3: Decorative Clay Plates

June 5 | 9:00-10:30 | Stephanie Schieltz

1 DAY CLASS: Build and decorate your own plate! Once you've formed your clay plate you have a great canvas for decorating. Learn finishing, embellishing and glazing. Experiments with paper stencils, slip decoration, underglaze and using objects as stamps.

SH4: Wind Chimes

June 5 | 1:30-3:30 | Stephanie Schieltz

1 DAY CLASS: Wind-driven, sound-producing sculpture has a long and varied history — from the rattle of dried bones hung in ancient gardens to scare away birds to chimes placed on early ships to alert crews to wind changes. Create your very own musical wind sculpture!

SH5: Experiments with Yarn

July 23 & 24 | 9:00-11:00 | Sonja Brooks

2 DAY CLASS: How many things can you make with yarn? For starters, yarn mummies, pom poms, mini weavings, and yarn paintings. Come wrap yourself up in yarn experiments.

SH6: Australian Animals in the Outback

July 23 | 11:30-1:30 | Sonja Brooks

1 DAY CLASS: After discovering a few animals native to Australia, you'll shape an animal of your choice from scrap paper and tape, then cover it with natural raffia and yarns, similar to animal figures created with grasses by contemporary Australian Aboriginal weavers.

SH7: Scrappy Jewelry

July 24 | 11:30-1:00 | Sonja Brooks

1 DAY CLASS: String colorful fabric, a piece of wood, wire or unique found objects to create beautiful wearable jewelry for you to keep or give as a gift.

St. Marys



**Arts Place,
Auglaize/Mercer Center**
207 East Spring Street
St. Marys, OH 45885

SM1: Monster Mash-Up Collages

June 14 & 15 | 12:00-1:30 | **Rebecca Stockert**

2 DAY CLASS: Create your own monster collages by making many different body parts, cutting them out, and mixing them together. Use stencils to create each different body part. Then use colored pencils and markers to add your own style.

SM2: Slime Lab

June 14 | 2:00-3:30 | **Rebecca Stockert**

1 DAY CLASS: Spend an hour and half in the arts lab making non-toxic slime from household objects. Regular slime, glitter slime, and fluffy slime will all be created. Of course, you will get to take your own slime home!

SM3: Get a Rhythm, Paint a Rhythm

June 26 | 9:00-10:30 | **Emilie Fisher**

1 DAY CLASS: Channel your inner Jackson Pollock in this fun creative class! Listen to music and create a painted piece inspired by what you hear. We will listen to different types of music while learning about various painting processes.

SM4: Mini Mandalas

June 26 | 11:00-12:30 | **Emilie Fisher**

1 DAY CLASS: Come learn about the mandala and how to make one. Create your own radial designs from recycled materials, and objects found in nature!

SM5: Funky Relief Sculptures

June 26 | 1:30-3:30 | **Emilie Fisher**

1 DAY CLASS: Create a funky relief sculpture by cutting, ripping, and arranging cardboard. After creating an interesting composition with cardboard, paint patterns and designs onto your creation to make it truly one of a kind!

SM6: Viking Ship Sculpture

June 27 & 28 | 2:00-3:30 | **Luke McClung**

2 DAY CLASS: Work with your friends to build a giant Viking ship! Use your imagination and information about Viking ships to build a fast ship for raiding or a dragon-ship for sailing in style.

SM7: Chinese Dragons (Chalk and Clay)

June 27 & 28 | 4:00-5:30 | **Luke McClung**

2 DAY CLASS: Hear the story of "Sam and the Dragon". Then, use chalk pastels to draw your own interpretation of the dragon from the story, and even build a clay model of the dragon.

SM8: Get a Rhythm, Paint a Rhythm

July 11 | 9:00-10:30 | **Emilie Fisher**

1 DAY CLASS: Channel your inner Jackson Pollock in this fun creative class! Listen to music and create a painted piece inspired by what you hear. We will listen to different types of music while learning about various painting processes.

SM9: Mini Mandalas

July 11 | 11:00-12:30 | **Emilie Fisher**

1 DAY CLASS: Come learn about the mandala and how to make one. Create your own radial designs from recycled materials, and objects found in nature!

“Arts in the Parks is the highlight of the summer for my kids and we love the great variety of classes, the affordability of them, and the instructors are always amazing.”

-Parent of Arts in the Parks Students

SM10: Paper Casting with an Armature

July 17 & 18 | 9:00-11:00 | **Tori Tasch**

2 DAY CLASS: Create amazing sculptures out of paper! Learn to work with paper pulp or wet paper sheets to see the remarkable memory that paper fibers have. Add found objects with interesting dimensions and shapes, or even sprinkle seeds on the surface to create a living sculpture.

SM1: Paper-Made Bowl

July 17 & 18 | 11:30-1:30 | **Tori Tasch**

2 DAY CLASS: Learn the basic techniques of Western paper making including pulp preparation, sheet forming, and pressing as you make a bowl from paper. The invention of handmade paper in 105 A.D. is credited to the Chinese, but made paper is still considered an art form seen in galleries today.

SM12: Sheet Forming and Book Making

July 17 & 18 | 2:30-4:30 | **Tori Tasch**

2 DAY CLASS: Ready to get your hands pulpy? Make your very own book as we use a blender to create papers of various sizes and colors (using non-toxic paints). Kids will have the opportunity to add in flowers and plants to make their pages unique.

Berne



Lehman Park Pavilion

212 Park Avenue
Berne, IN 46711

B1: Floating Ink

June 4 | 9:00-10:30 | **Kelly Bricker**

1 DAY CLASS: Students will be creating traditional art from Japan. They will make amazing designs simply by floating ink on the surface of water and transferring it to paper.

B2: Clay Chinese Wall Vase

June 4 | 11:00-12:30 | **Kelly Bricker**

1 DAY CLASS: Ceramic wall pockets have been around for a long time. In China they were often shaped like fish or (a) bird and hung by bedsides with flowers in them. They are still popular today, and they are easy to make. What design can you create?

B3: Picasso Pop Can Portraits

June 5 | 9:00-10:30 | **Kelly Bricker**

1 DAY CLASS: Create recycled art inspired by the abstract portraits of Picasso. Use a crushed can as a simple but fun way to explore Pablo Picasso's artwork.

B4: Viking Helmets

June 5 | 11:00-12:30 | **Kelly Bricker**

1 DAY CLASS: A Viking's helmet is a symbol of Viking pride and an important part of a warrior's protective gear. Come create your own awesome Viking helmet out of mixed media materials.

B5: Pet Portraits: The Secret Life of Your Pet

June 12 & 13 | 9:00-10:30 | **Rebecca Stockert**

2 DAY CLASS: What does your pet do when you're not around? Come create a portrait of your pet or favorite animal. Not a boring portrait though. Imagine them when they are alone: wild and untamed, a prince or princess, a couch potato... anything goes!

B6: Slime Lab

June 12 | 11:00-12:30 | **Rebecca Stockert**

1 DAY CLASS: Spend an hour and half in the arts lab making non-toxic slime from household objects. Regular slime, glitter slime, and fluffy slime will all be created. Of course, you will get to take your own slime home!

B7: Viking Ship Sculpture

June 25 & 26 | 9:00-10:30 | **Luke McClung**

2 DAY CLASS: Work with your friends to build a giant Viking ship! Use your imagination and information about Viking ships to build a fast ship for raiding or a dragon-ship for sailing in style.

B8: Chinese Dragons (Chalk and Clay)

June 25 & 26 | 11:00-12:30 | **Luke McClung**

2 DAY CLASS: Hear the story of "Sam and the Dragon". Then, use chalk pastels to draw your own interpretation of the dragon from the story, and even build a clay model of the dragon.

B9: Funky Relief Sculpture

June 27 | 9:00-11:00 | **Emilie Fisher**

1 DAY CLASS: Create a funky relief sculpture by cutting, ripping, and arranging cardboard. After creating an interesting composition with cardboard, paint patterns and designs onto your creation to make it truly one of a kind!

B10: Get a Rhythm, Paint a Rhythm

June 27 | 11:30-1:00 | **Emilie Fisher**

1 DAY CLASS: Channel your inner Jackson Pollock in this fun creative class! Listen to music and create a painted piece inspired by what you hear. We will listen to different types of music while learning about various painting processes.

B11: Mini Mandalas

June 27 | 2:00-3:30 | **Emilie Fisher**

1 DAY CLASS: Come learn about the mandala and how to make one. Create your own radial designs from recycled materials, and objects found in nature!

B12: Create Comic Adventures!

July 9 & 10 | 9:00-11:00 | **Billie Simms**

2 DAY CLASS: Create your very own comic strip! Learn to develop characters and write a short story. Hear helpful storytelling tips, explore new drawing styles and create your own adventures!

B13: Portrait Drawing

July 9 & 10 | 11:30-1:30 | **Billy Simms**

2 DAY CLASS: Become a super sketch artist! Learn about facial proportions and shading techniques as you draw a self-portrait and a portrait from a photograph.

B14: Introduction to Acting

July 9, 10 & 13 | 2:30-4:30 | **Billy Simms**

3 DAY CLASS: Learn acting techniques as you play acting games and create characters. Then show what you've learned as you rehearse and perform a final scene for the class.

Dunkirk

West Jay Community Center

125 Hoover Street

Dunkirk, IN 47336



D1: Floating Ink

June 7 | 9:00-10:30 | Kelly Bricker

1 DAY CLASS: Students will be creating traditional art from Japan. They will make amazing designs simply by floating ink on the surface of water and transferring it to paper.

D2: Clay Chinese Wall Vase

June 7 | 11:00-12:30 | Kelly Bricker

1 DAY CLASS: Ceramic wall pockets have been around for a long time. In China they were often shaped like fish or (a) bird and hung by bedsides with flowers in them. They are still popular today, and they are easy to make. What design can you create?

D3: Picasso Pop Can Portraits

June 8 | 9:00-10:30 | Kelly Bricker

1 DAY CLASS: Create recycled art inspired by the abstract portraits of Picasso. Use a crushed can as a simple but fun way to explore Pablo Picasso's artwork.

D4: Viking Helmets

June 8 | 11:00-12:30 | Kelly Bricker

1 DAY CLASS: A Viking's helmet is a symbol of Viking pride and an important part of a warrior's protective gear. Come create your own awesome Viking helmet out of mixed media materials.

D5: Funky Relief Sculpture

June 28 | 9:00-11:00 | Emilie Fisher

1 DAY CLASS: Create a funky relief sculpture by cutting, ripping, and arranging cardboard. After creating an interesting composition with cardboard, paint patterns and designs onto your creation to make it truly one of a kind!

D6: Mini Mandalas

June 28 | 12:30-2:00 | Emilie Fisher

1 DAY CLASS: Come learn about the mandala and how to make one. Create your own radial designs from recycled materials, and objects found in nature!

D7: Get a Rhythm, Paint a Rhythm

June 28 | 2:30-4:00 | Emilie Fisher

1 DAY CLASS: Channel your inner Jackson Pollock in this fun creative class! Listen to music and create a painted piece inspired by what you hear. We will listen to different types of music while learning about various painting processes.

D8: Introduction to Acting

July 23-25 | 9:00-11:00 | Billy Simms

3 DAY CLASS: Learn acting techniques as you play acting games and create characters. Then show what you've learned as you rehearse and perform a final scene for the class.

D9: Print Play

July 23 & 24 | 11:00-1:00 | **Billy Simms**

2 DAY CLASS: Experiment with printmaking as you learn a variety of methods for making prints and create several unique works of art to show off to your family and friends.

D10: Australian Animals in the Outback

July 27 | 9:00-11:00 | **Sonja Brooks**

1 DAY CLASS: After discovering a few animals native to Australia, you'll shape an animal of your choice from scrap paper and tape, then cover it with natural raffia and yarns, similar to animal figures created with grasses by contemporary Australian Aboriginal weavers.

Hartford City



Arts Place, Blackford
County Arts Center
107 West Washington Street
Hartford City, IN 47348

H1: Mural Painting (Session 1)

June 18, 20 & 22 | 9:00-12:00 | **Christine Kuhn**

3 DAY CLASS: In this class, well known muralist Christine Kahn will lead community members of all ages in creating Hartford City's first ever public artwork. This large-scale painting will be on display at the newly developed "Nature Play" area behind the library. This is a collaborative effort between the Blackford County Community Foundation, Arts Place and the Hartford City Public Library. **Note: Class will be held at the Blackford County Arts Center.**

H2: Mural Painting (Session 2)

June 18, 20 & 22 | 1:00-4:00 | **Christine Kuhn**

3 DAY CLASS: In this class, well known muralist Christine Kahn will lead community members of all ages in creating Hartford City's first ever public artwork. This large-scale painting will be on display at the newly developed "Nature Play" area behind the library. This is a collaborative effort between the Blackford County Community Foundation, Arts Place and the Hartford City Public Library. **Note: Class will be held at the Blackford County Arts Center.**

Take Part in the first ever COMMUNITY MURAL in Hartford City!

- Lead by Muralist Christine Kuhn.
- Open to participants of ALL AGES!
- Will be installed at new Nature Play Area at the Hartford City Public Library.



Choose Class
H1 or H2

ART CAMP: All Tied Up With String

WHO: Students in Kindergarten through 8th grade.

WHAT: Students will learn new skills and express their creativity through several hands on activities. This year's theme is all about making art with string!

WHEN: June 4th – June 7th | 9:00-11:30 a.m.

WHERE: Arts Place, Blackford County Arts Center at 107 West Washington Street in Hartford City, Indiana.

COST: \$30.00 *Scholarships available for students who qualify for free or reduced lunch. Sign up for additional Arts in the Parks classes for free with Art Camp registration.*

HOW TO REGISTER: *A separate registration form is listed before the class registration form at the back of this booklet.* You can also find registration forms online at Artsland.org or at any Arts Place center.



Montpelier



Montpelier Public Library

301 S. Main Street
Montpelier, IN 47359

MO1: Fantastic Creatures & Color Families

June 13 | 12:00-1:30 | Rebecca Stockert

1 DAY CLASS: Improve your artistic skill as you learn about stencils, watercolor techniques and color families. Choose fantastic creatures to trace with a black sharpie and paint those creatures based on your favorite color palette.

MO2: Slime Lab

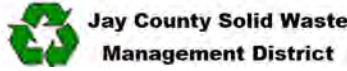
June 13 | 2:00-3:30 | Rebecca Stockert

1 DAY CLASS: Spend an hour and half in the arts lab making non-toxic slime from household objects. Regular slime, glitter slime, and fluffy slime will all be created. Of course, you will get to take your own slime home!

MO3: Create Comic Adventures!

July 26-27 | 9:00-11:00 | Billy Simms

2 DAY CLASS: Create your very own comic strip! Learn to develop characters and write a short story. Hear helpful storytelling tips, explore new drawing styles and create your own adventures!



PE1: Get a Rhythm, Paint a Rhythm

June 4 | 3:30-5:00 | Emilie Fisher

1 DAY CLASS: Channel your inner Jackson Pollock in this fun creative class! Listen to music and create a painted piece inspired by what you hear. We will listen to different types of music while learning about various painting processes.

PE2: Funky Relief Sculpture

June 5 | 9:00-11:00 | Emilie Fisher

1 DAY CLASS: Create a funky relief sculpture by cutting, ripping, and arranging cardboard. After creating an interesting composition with cardboard, paint patterns and designs onto your creation to make it truly one of a kind!

PE3: Monster Mash-Up Collage

June 11 & 12 | 4:00-5:30 | Rebecca Stockert

2 DAY CLASS: Create your very own monster collages by making many different body parts, cutting them out, and mixing them together. Use stencils to create each different body part. Then use colored pencils and markers to add your own style.

PE4: Fantastic Creatures & Color Families

June 18 | 9:00-10:30 | Rebecca Stockert

1 DAY CLASS: Improve your artistic skill as you learn about stencils, watercolor techniques and color families. Choose fantastic creatures to trace with a black sharpie and paint those creatures based on your favorite color palette.

PE5: Slime Lab

June 18 | 11:00-12:30 | Rebecca Stockert

1 DAY CLASS: Spend an hour and half in the arts lab making non-toxic slime from household objects. Regular slime, glitter slime, and fluffy slime will all be created. Of course, you will get to take your own slime home!



Cake
Decorating
P4

Slime Lab
PE5



Portland

Arts Place, Portland Center

131 East Walnut Street

Portland, IN 47371

Note: All cooking and sewing classes are at JCHS in room 319. Enter through the east door by the flagpole and follow the signs. The Nature Walk class will be held at Hudson Family Park.



Jay County Solid Waste
Management District



P1: Nature Walk and Drawing

June 4 | 9:00-11:00 | Emilie Fisher

LOCATION: Hudson Family Park at the Playground Pavilion.

1 DAY CLASS: Enjoy some fun in the sun as we take a nature walk and stop to sketch plants like Georgia O'Keeffe did. Then create a felted version of your sketched plant.

P2: Funky Relief Sculpture

June 4 | 12:00-2:00 | Emilie Fisher

1 DAY CLASS: Create a funky relief sculpture by cutting, ripping, and arranging cardboard. After creating an interesting composition with cardboard, paint patterns and designs onto your creation to make it truly one of a kind!

P3: Wind Chimes

June 4 | 3:30-4:30 | Stephanie Shieltz

1 DAY CLASS: Wind-driven, sound-producing sculpture has a long and varied history — from the rattle of dried bones hung in ancient gardens to scare away birds to chimes placed on early ships to alert crews to wind changes. Create your very own musical wind sculpture!

P4: Cake Decorating

June 5 & 7 | 8:30-12:00 | Florine Golden

LOCATION: Jay County High School. Enter through the east door by the flagpole.

2 DAY CLASS. In this class you will bake a single layer cake and learn to trim, make flowers and write on the cake. Students will leave with their own decorated cake. **NOTE: All students in grades 3-6 and any Students in grades 7-12 without kitchen experience must be accompanied by an adult. No walk-ins accepted.**

P5: Mini Mandalas

June 5 | 12:30-2:00 | Emilie Fisher

1 DAY CLASS: Come learn about the mandala and how to make one. Create your own radial designs from recycled materials, and objects found in nature!

P6: Get a Rhythm, Paint a Rhythm

June 5 | 2:30-4:00 | Emilie Fisher

1 DAY CLASS: Channel your inner Jackson Pollock in this fun creative class! Listen to music and create a painted piece inspired by what you hear. We will listen to different types of music while learning about various painting processes.

P7: Floating Ink

June 6 | 9:00-10:30 | Kelly Bricker

1 DAY CLASS: Students will be creating traditional art from Japan. They will make amazing designs simply by floating ink on the surface of water and transferring it to paper.

P8: Viking Helmets

June 6 | 11:00-12:30 | Kelly Bricker

1 DAY CLASS: A Viking's helmet is a symbol of Viking pride and an important part of a warrior's protective gear. Come create your own awesome Viking helmet out of mixed media materials

P9: Enameling with Paint

June 6 & 7 | 3:30-4:30 | Stephanie Schieltz

2 DAY CLASS: Experiment with a unique enameling technique to create a beautiful piece of art by embossing a design into metal and filling the design with glossy paint.

P10: Picasso Pop Can Portraits

June 7 | 2:00-3:30 | Kelly Bricker

1 DAY CLASS: Create recycled art inspired by the abstract portraits of Picasso. Use a crushed can as a simple but fun way to explore Pablo Picasso's artwork.

P11: Apple Pie Making

June 8 | 8:30-12:00 | Florine Golden

LOCATION: Jay County High School, enter through the east door by the flagpole.

1 DAY CLASS. Make a whole pie to take home! Students will make pie dough from scratch, shape, fill and bake it using a sugar free pie filling. **NOTE: All students in grades 3-6 and any Students in grades 7-12 without kitchen experience must be accompanied by an adult. Register by May 29th. No walk-ins accepted.**

P12: Clay Chinese Wall Vase

June 8 | 2:00-3:30 | Kelly Bricker

1 DAY CLASS: Ceramic wall pockets have been around for a long time. In China they were often shaped like fish or a bird and hung by bedsides with flowers in them. They are still popular today, and they are easy to make. What design can you create?

P13: Decorative Clay Plate

June 11 | 9:00-10:30 | Stephanie Schieltz

1 DAY CLASS: Build and decorate your own plate! Once you've formed your clay plate you have a great canvas for decorating. Learn finishing, embellishing and glazing. Experiments with paper stencils, slip decoration, underglaze and using objects as stamps.

I love being outside and doing art so I love arts in the parks.

-Arts in the Parks student

"The teaching artists are great! The program was well organized with a lot of classes to choose from. We look forward to next year!"

-Parent of Arts in the Parks student

P14: Beginning Wheel Throwing (Session 1)

June 11 & 15 | See Below | Stephanie Schieltz

2 DAY CLASS: Spin clay on a potter's wheel! This class teaches the basics of wheel throwing. **Day 1 (11:00-12:30)** Students will learn how to hold their hands to let the clay form into a bowl as it spins on the wheel. **Day 2: (9:00-10:00)** Students learn basic glazing techniques. **Note: Students will get messy.**

P15: Beginning Wheel Throwing (Session 2)

June 11 & 15 | See Below | Stephanie Schieltz

2 DAY CLASS: Spin clay on a potter's wheel! This class teaches the basics of wheel throwing. **Day 1 (1:30-3:00)** Students will learn how to hold their hands to let the clay form into a bowl as it spins on the wheel. **Day 2: (9:00-10:00)** Students learn basic glazing techniques. **Note: Students will get messy.**

P16: Beginning Wheel Throwing (Session 3)

June 11 & 15 | See Below | Stephanie Schieltz

2 DAY CLASS: Spin clay on a potter's wheel! This class teaches the basics of wheel throwing. **Day 1 (3:30-5:00)** Students will learn how to hold their hands to let the clay form into a bowl as it spins on the wheel. **Day 2: (10:00-11:00)** Students learn basic glazing techniques. **Note: Students will get messy.**

P17: Beginning Wheel Throwing (Session 4)

June 12 & 15 | See Below | Stephanie Schieltz

2 DAY CLASS: Spin clay on a potter's wheel! This class teaches the basics of wheel throwing. **Day 1 (9:00-10:30)** Students will learn how to hold their hands to let the clay form into a bowl as it spins on the wheel. **Day 2: (10:00-11:00)** Students learn basic glazing techniques. **Note: Students will get messy.**

P18: Veils of Light and Color

June 12 | 11:00-12:30 | Stephanie Schieltz

1 DAY CLASS: Overlapping film shapes create colorful compositions like old school stained glass — no glue required! Create your own masterpiece of light and color!.

P19: Painted “Glass” Light Catching Rings

June 12 & 15 | 1:30-3:30 & 1:30-2:30 | Stephanie Schieltz

2 DAY CLASS: Create glass-like paintings that are clearly amazing! The stained glass found in European architecture from the Middle Ages and the Renaissance was often created for visual storytelling. What story can you tell?

Class times are June 12th, 1:30-3:30 and June 15th, 1:30-3:30.

P20: Luminous Fossil Pendants

June 12 & 15 | 4:00-5:00 | Stephanie Schieltz

2 DAY CLASS: Form your own fossils by pressing leaves and other natural materials into soft clay. While the clay is moist and the leaf is held in place, a layer of “sediment” in the form of lustrous powdered pigment can be finger-applied to create a detailed outline. When dry, these shimmering, colorful “fossils” can be made into pendants, ornaments, charms, and more.

P21: Taiko Drumming

June 18-22 | 9:00-10:00 | Allison Ballard

5 DAY CLASS: Let's make some sweet beats! Learn the basics of traditional Japanese drumming and rhythm as you practice and participate in a performance that tells the folk tale of how Taiko drumming began. **On June 22, from 10:00-10:30 the final performance will be held. Parents are encouraged to attend.**

P22: Creative Movement

June 18-21 | 10:30-11:30 | Allison Ballard

4 DAY CLASS: In Creative Movement we will use stories and games to learn basic elements of dance while exploring social skills, self-regulation/impulse control and creativity. Student will learn a variety of movements and skills.

P23: Performing Arts Project: I Am A Person

June 18-21 | 12:30-1:30 | Allison Ballard

5 DAY CLASS: Act in a way that inspires! We will read a Shel Silverstein poem titled, "Long-Haired Boy" and create a unique performance with theatre, movement, music and audience interaction to portray people with disabilities as....well, people!

P24: Monster Mash-Up Collage

June 18 & 19 | 1:30-3:00 | Rebecca Stockert

2 DAY CLASS: Create your very own monster collages by making many different body parts, cutting them out, and mixing them together. Use stencils to create each different body part. Then use colored pencils and markers to add your own style.

P25: Glue Art

June 18 & 19 | 3:30-5:00 | Rebecca Stockert

2 DAY CLASS: In this one class try three different types of glue resist to make beautiful art using white glue, black glue, and rubber cement. Artwork will be made on fabric and watercolor paper. This fun art project results in an interesting array of colorful creations to take home.

P26: Fantastic Creatures & Color Families

June 20 | 1:30-3:00 | Rebecca Stockert

1 DAY CLASS: Improve your artistic skill as you learn about stencils, watercolor techniques and color families. Choose fantastic creatures to trace with a black sharpie and paint those creatures based on your favorite color palette.

P27: Slime Lab

June 20 | 3:30-5:00 | Rebecca Stockert

1 DAY CLASS: Spend an hour and half in the arts lab making non-toxic slime from household objects. Regular slime, glitter slime, and fluffy slime will all be created. Of course, you will get to take your own slime home!

P28: Pet Portraits: The Secret Life of Your Pet

June 21 & 22 | 3:30-5:00 | Rebecca Stockert

2 DAY CLASS: What does your pet do when you're not around? Come create a portrait of your pet or favorite animal. Not a boring portrait though. Imagine them when they are alone: wild and untamed, a prince or princess, a couch potato... anything goes!

P29: Build a Parade Float (Session 1)

June 25-30 | 9:00-11:30 | Christine Kuhn

5 DAY CLASS Learn to design and build a parade float. Build a framework and props, create costumes and decorate everything! Students can participate in the local 4th of July holiday parade, waving to their friends and throwing candy.

P30: Build a Parade Float (Session 2)

June 25-30 | 12:30-3:00 | Christine Kuhn

5 DAY CLASS Learn to design and build a parade float. Build a framework and props, create costumes and decorate everything! Students can participate in the local 4th of July holiday parade, waving to their friends and throwing candy.

P31: Sew a Drawstring Bag

June 26 | 8:00-12:00 | Florine Golden

LOCATION: Jay County High School. Enter through the east door by the flagpole.

1 DAY CLASS: Learn basic sewing skills such as regular stitch, backstitch, seams, turning a drawstring, and finish seam edges as you create your very own draw string bag. **NOTE: All students in grades 3-6 and any Students in grades 7-12 who are not familiar with sewing must be accompanied by an adult. No walk-ins accepted.**

P32: Sew an Apron

June 28 | 8:00-12:00 | Florine Golden

LOCATION: Jay County High School. Enter through the east door by the flagpole.

1 DAY CLASS: Sew your own apron, complete with a pocket, as you learn to layer seams, under stitch, top stitch. **NOTE:** All students in grades 3-6 and any Students in grades 7-12 who are not familiar with sewing must be accompanied by an adult. No walk-ins accepted.

P33: Viking Ship Sculpture

July 16 & 17 | 11:30-1:00 | Luke McClung

2 DAY CLASS: Work with your friends to build a giant Viking ship! Use your imagination and information about Viking ships to build a fast ship for raiding or a dragon-ship for sailing in style.

P34: Chinese Dragons (Chalk and Clay)

July 16 & 17 | 1:30-3:00 | Luke McClung

2 DAY CLASS: Hear the story of "Sam and the Dragon". Then, use chalk pastels to draw your own interpretation of the dragon from the story, and even build a clay model of the dragon.

P35: Books into ACTION!

July 16-19 | 2:00-3:00 | Carol Knarr Gebert

4 DAY CLASS: Learn how a book's story can turn you into an actor and storyteller. Turn a book into a play, become characters that travel to faraway lands, create action from scenes not seen in the books. Go on the wild adventures only books can provide.

P36: Special Effects Makeup

July 16-19 | 3:00-4:00 | Carol Knarr Gebert

4 DAY CLASS: Learn to create monster makeup like the pros! Create scars, bruises, and other gory messes. **NOTE:** Peanut butter is used for fake blood. **Alert Arts Place staff of allergies to peanuts and latex.**

BUILD A PARADE FLOAT!



**Participate in
the Fourth
of July
Parade in
downtown
Portland!**

**Choose Class
P29 or P30**



Creating Comic
Adventures!
P44



Print Play
P45

P37: Paper Casting with an Armature

July 19, & 20 | 9:00-11:00 | **Tori Tasch**

2 DAY CLASS: Create amazing sculptures out of paper! Learn to work with paper pulp or wet paper sheets to see the remarkable memory that paper fibers have. Add found objects with interesting dimensions and shapes, or even sprinkle seeds on the surface to create a living sculpture.

P38: Paper-Made Bowl

July 19 & 20 | 11:30-1:30 | **Tori Tasch**

2 DAY CLASS: Learn the basic techniques of Western paper making including pulp preparation, sheet forming, and pressing as you make a bowl from paper. The invention of handmade paper in 105 A.D. is credited to the Chinese, but made paper is still considered an art form seen in galleries today.

P39: Sheet Forming and Book Making

July 19 & 20 | 2:30-4:30 | **Tori Tasch**

2 DAY CLASS: Ready to get your hands pulpy? Make your very own book as we use a blender to create papers of various sizes and colors (using non-toxic paints). Kids will have the opportunity to add in flowers and plants to make their pages unique.

P40: Introduction to Acting

July 23-25 | 2:30-4:30 | **Billy Simms**

3 DAY CLASS: Learn acting techniques as you play acting games and create characters. Then show what you've learned as you rehearse and perform a final scene for the class.

P41: Experiment with Yarn

July 25 & 26 | 9:00-11:00 | **Sonja Brooks**

2 DAY CLASS: How many things can you make with yarn? For starters, yarn mummies, pom poms, mini weavings, and yarn paintings. Come wrap yourself up in yarn experiments.

P42: Australian Animals in the Outback

July 25 | 11:30-1:30 | **Sonja Brooks**

1 DAY CLASS: After discovering a few animals native to Australia, you'll shape an animal of your choice from scrap paper and tape, then cover it with natural raffia and yarns, similar to animal figures created with grasses by contemporary Australian Aboriginal weavers.

P43: Creating Comic Adventures!

July 26 & 27 | 12:30-2:30 & 11:30-1:30 | **Billy Simms**

2 DAY CLASS: Create your very own comic strip! Learn to develop characters and write a short story. Hear helpful storytelling tips, explore new drawing styles and create your own adventures!

P44: Print Play

July 26 & 27 | 3:00-5:00 | **Billy Simms**

2 DAY CLASS: Experiment with printmaking as you learn a variety of methods for making prints and create several unique works of art to show off to your family and friends.


Meet the Teaching Artists



Allison Ballard has over 25 years of experience teaching creative movement and drumming/rhythm classes to children. She is the founding Director of Fort Wayne Taiko, a drumming and movement ensemble and Director of the University of Saint Francis' Jesters program. Allison received a Master of Arts in Dance Movement Therapy from Columbia College Chicago in January 2003.




Christine Kuhn is an art teacher and activist who uses art to empower and promote liberal social change. She holds degrees in biology, chemistry and diplomacy and is a graduate of the Philadelphia Mural Arts Training Program. When she's not in the studio, Christine can be found cycling the city streets and back roads of her hometown, Lexington, KY.



Kelly Bricker is a Ball State graduate with a bachelor's degree in education. She is currently teaching elementary art for the Jay County School Corporation. She is passionate about oil painting, ceramics, and print-making. In her free time she loves painting, barrel racing, boating and spending time with her family.



Kara Pinkerton is a teacher at Blackford High School in Hartford City, IN. She received her Bachelor's Degree in Visual Arts Education in 2006 and landed her first teaching position in Blackford County that summer. She has had a passion for the arts since early elementary school.




Sonja Brooks is a teaching artist who encourages children and adults to explore both the fun of art making and its power to nourish growth and change. Sonja is also Executive Director of Sisohpromatem Art Foundation Inc., a non-profit in Lexington, KY that helps children develop life skills and community participation through engagement in the arts.



Luke McClung graduated from Jay County High School in 2007. He attended Anderson University where he completed a double major in Fine Arts and Art Education. Luke is in his 6th year teaching art at South Adams High School where he offers 19 different courses to high school students, and teaches middle school as well.



Emilie Fisher is a recent graduate from the University of Saint Francis, with a degree in Visual Art Education. She has a passion for teaching children about creative ways to use different materials in their home to create art, and about creating expressive works of art.



Stephanie Schieltz is an elementary art teacher in the Jay School Corporation. She graduated from Ball State University in May 2015 with a Bachelor's Degree in Visual Arts Education specializing in ceramics.




Florine Golden taught family and consumer science at Jay County High School for 38 years. She is an avid reader and also enjoys baking, sewing, quilting, basket weaving, biking and traveling.



Rebecca Stockert received a BA in ceramics and MA in painting from the University of Saint Francis. She is a freelance fine artist, illustrator, teaching artist, and adjunct instructor at Ivy Tech Northeast in Fort Wayne, Indiana.



Carol Knarr-Gebert teaches dual credit speech and theatre through Ivy Tech at Jay County High School. Carol has performed storytelling in China and Israel as well as throughout the United States. She received her BA from Anderson University, MS from Indiana University and MFA from Arizona State University.



Billy Simms has 18 years of teaching experience working with students from kindergarten-age through college undergraduates. He has a degree in theatre from University Maryland Baltimore County, a degree in education from The Johns Hopkins University, and a degree in art from Miami University.

Meet the Visual Arts Director

Kimberly Anderson joined Arts Place in 2015 after teaching drawing and design as an adjunct professor at Ball State University for 10 years. Prior to her career at Ball State, Kimberly spent over a decade teaching ceramics at the Indianapolis Arts Center.

Kimberly has been a working artist since she graduated with an MFA in ceramics from Wichita State University in 1994. She has traveled the United States selling her functional ceramic pieces along with her husband, a painter and drawer, Scott Anderson. In 2003 she was a recipient of the Indiana Individual Artist Grant which she used to build a home studio equipped with a gas kiln.

After spending months organizing the Arts in the Parks program, Kimberly says her favorite part of it all "is seeing the kids light up in excitement when they complete a project or have a special "a-ha-" moment when they begin to master a new skill."



Arts in the Parks ART CAMP Registration Form 2018

Dates: June 4th – June 7th

Time: 9:00_{a.m.} – 11:30_{a.m.}

Cost: \$30 per student

Blackford County Arts Center

107 West Washington Street

PO Box 362

Hartford City, IN 47348

Art camp is a unique opportunity that provides a diverse visual arts experience to children in grades K-8. Students will learn new skills and express their creativity through several hands on activities. The theme for this year is "All Tied Up in String." Classes will be taught by Blackford High School art teacher, Kara Pinkerton at the Blackford County Arts Center.

Space is limited so register early!

Student Name: _____ Age: _____

School: _____ Grade completed: _____ DOB: _____

Address: _____ Phone #: _____

City: _____ State: _____ Zip code: _____

Email: _____ Yes, I would like to receive promotional information and special offers regarding events and educational programs at Arts Place.

Parent/Legal Guardian Name(s): _____

By registering for these classes, I give permission to Arts Place to use photographs, video, and/or audio recordings of class participation in the promotion of Arts Place, including but not limited to advertisements, video, print, and web.

Read and sign: The parent or legal guardian of the participant agrees that Arts Place, Inc., its employees and contractors shall have no liability whatsoever for any injury or damage to the student sustained while attending Arts in the Parks Activities.

Parent/Legal Guardian Signature: _____ Date: _____

☐

Check this box if you are eligible for free or reduced lunches to qualify for an Arts in the Parks scholarship.

By signing here you attest the above statement to be true _____

Office Use Only

Date Received: _____ Initials: _____ RB#: _____

Amount Paid \$ _____ Scholarship? Y N Scanned: _____



INDIANA ARTS
COMMISSION



2018 Arts in the Parks Registration Form

Please use one form per participant

Students may sign up for as many classes as they wish. Every effort will be made to accommodate your requests on a first come, first served basis as availability of each class is subject to limited enrollment. A confirmation of enrollment will be mailed or emailed to each student. Be sure to keep this catalogue in a safe place as it is your reference to the time and location of your classes. Each class has a corresponding letter and number code listed next to its description. Please be certain to list all wanted class codes, titles, and costs in the blanks below.

If you need more space, attach a piece of paper.

This Box for Office Use Only

Date Received: _____ Initials: _____

Number: _____ RB#: _____

Amount Paid \$ _____ Scholarship? Y N

Emailed Confirmation? Y N

Scanned: _____

Student Name: _____ Age: _____

School: _____ Grade completed: _____ DOB: _____

Address: _____ Phone #: _____

City: _____ State: _____ Zip code: _____

Parent/Legal Guardian Name(s): _____

By registering for these classes, I give permission to Arts Place to use photographs, video, and/or audio recordings of class participation in the promotion of Arts Place, including but not limited to advertisements, video, print, and web.

Class Code	Class Title	Cost
Ex: SM1	Example: Screen Print a T-shirt	\$5
		\$5
		\$5
		\$5
		\$5
		\$0
		\$0
		\$0
		\$0

☐ Check this box if you are eligible for free or reduced lunches to qualify for an Arts in the Parks scholarship.

By signing here you attest the above statement to be true _____

Total Amount Due: \$ _____ (\$5 per class. 4 or more classes only \$20)

Amount Enclosed: \$ _____ *Please Note: Refunds will be made only to students who are cut from classes due to over-enrollment.*

☐ I want to be eco-friendly! Send my registration confirmation to my email at: _____

☐ Yes! I am Interested in learning more about how to become a member of Arts Place and great programming such as Arts in the Parks, ArtWorks, MusicWorks, Performances, and so much more!

☐ **Yes! I would like to volunteer my time for Arts in the Parks.**

Available Times: _____ Phone #: _____

Read and sign: The parent or legal guardian of the participant agrees that Arts Place, Inc., its employees and contractors shall have no liability whatsoever for any injury or damage to the student sustained while attending Arts in the Parks Activities.

Parent/Legal Guardian Signature: _____ **Date:** _____

Return form with payment to Arts Place, Inc. 131 E Walnut St. P.O. Box 804 Portland, IN 47371

Thanks to our Arts in the Parks Sponsors!

Adams County

FCC Adams
First Bank of Berne
St. Henry Tile Company/ Berne
Ready Mix/Wayne Builders
Supply
Adams County Radio/WZBD FM
Berne/Decatur

Auglaize County

Thomas Herkenhoff
Loretta Herkenhoff Charitable
Trust
Minster Bank
New Bremen Foundation
St. Henry Tile Company/ Berne
Ready Mix/Wayne Builders
Supply
St. Marys Community Foundation
The Peoples Bank Co.

Blackford County

Anonymous
Robert & Nancy Barry
*Blackford County Community
Foundation
Mr. & Mrs. Paul Caldwell
Hartford City Kiwanis Club
Dennis & Diana Hunter
Bill & Maxie Malott

Jay County

Cincinnatus League
Dunkirk Lions Club
FCC (Indiana)
First Bank of Berne
Jay County Solid Waste
Management District
John & Sarona Goodrich
Portland Evening Optimist Club
The Portland Foundation
Portland Lions Club
Portland Rotary Club
Psi Iota Xi Gamma Alpha
Chapter - Portland
MJS Mortuaries
St. Henry Tile Company/ Berne
Ready Mix/Wayne Builders
Supply

Mercer County

Gary & Elaine Broering
Buzzards Glory Community Club
Carriage Werkes, Inc.
Celina Aluminum Precision
Technology
Coldwater Area Chamber of
Commerce
Coldwater Eagles #3025
Coldwater Eagles 3025 Auxiliary
Coldwater Kiwanis Club
Coldwater Lions Inc.
Coldwater Machine Company
Cooper Family Foundation
Fort Recovery Community
Foundation
Fort Recovery Insurance Agency,
Inc.
Kiwanis Club of Celina
Knights of Columbus Coldwater
Council #1991
Lefeld Welding Supplies
Mercer County Civic Foundation
Dr. & Mrs. John Naveau
The Peoples Bank Co.
Preferred Insurance Center
S & K Products Co.
SCI Stachler Concrete, Inc.
St. Henry Tile Company/ Berne
Ready Mix/Wayne Builders
Supply

