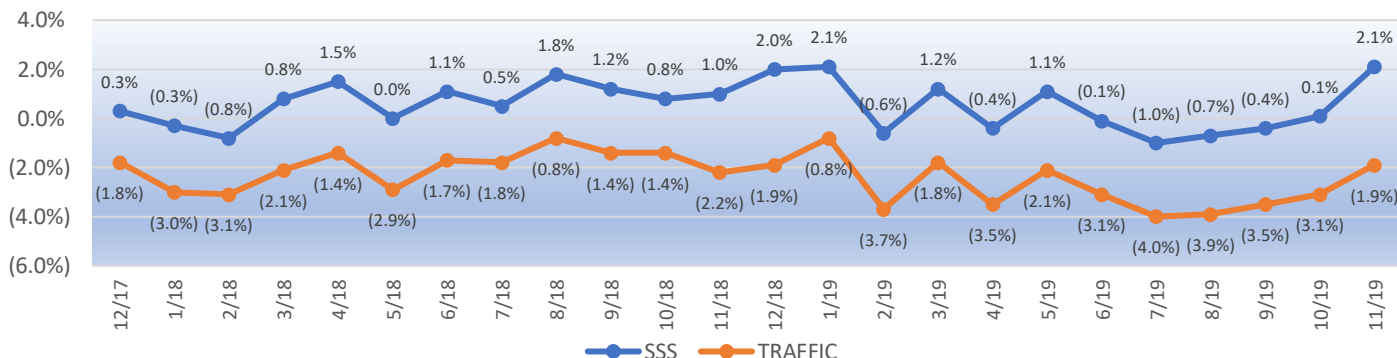


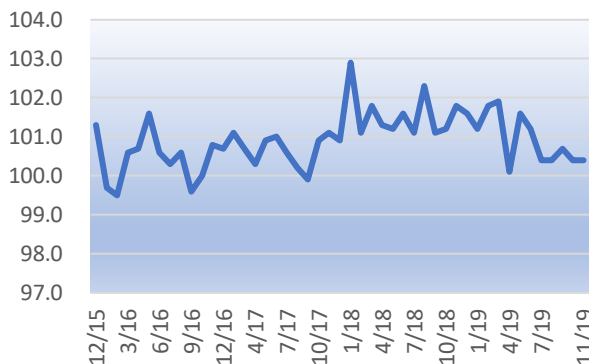
SAME STORE SALES & TRAFFIC



Source: Compass RCR and TDn2K

RESTAURANT PERFORMANCE INDEX

101.1 +0.7%



Source: National Restaurant Association and Compass RCR

Current Situation Index: 101.1 ↑ +0.5%

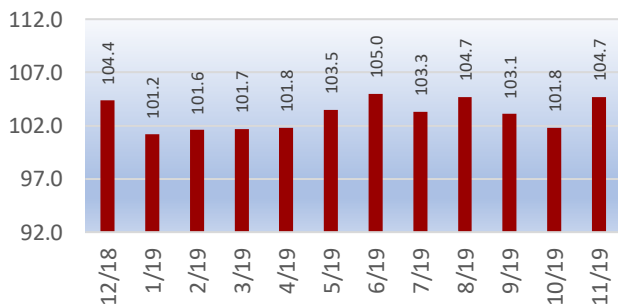
\$	Same Store Sales:	54%	Reported increase over August 2018
👤	Customer Traffic:	44%	Reported increase over August 2018
🏗️	Capital spending:	55%	Capital expenditures increased in last 3 months

Expectations Index: 101.2 ↓ 0.1%

\$	Sales outlook:	31%	Expect higher sales in next 6 months
🏗️	Capital spending:	55%	Plan to make capital expenditures in next 6 months
📊	Economy:	21%	Expect economic conditions to improve during next 6 months

SMALL BUSINESS OPTIMISM INDEX

104.7 +2.9%



Source: NFIB and Compass RCR

TOP CONCERNS:

- Retaining and recruiting quality employees continues as the top concern – 96%.
- Labor and all related costs – 85%. 24 States set to raise minimum wage on January 1, 2020.
- Building sales and traffic – 76%.

CONSUMER OPTIMISM:

Current Mo: 96.8

Last Mo: 95.5

3 Mo. Trajectory: 95.2

TRENDS:

OFF-PREMISE: Surge in companies promoting delivery in November. Below expectations in actual sales.

PLANT-BASED PRODUCTS: Taco Bell joins the battle for plant-based menu items market share.