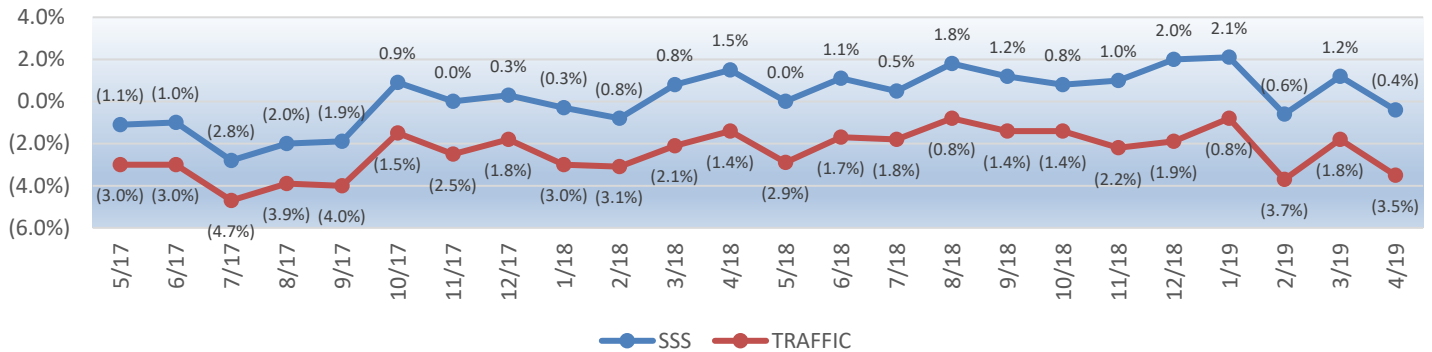


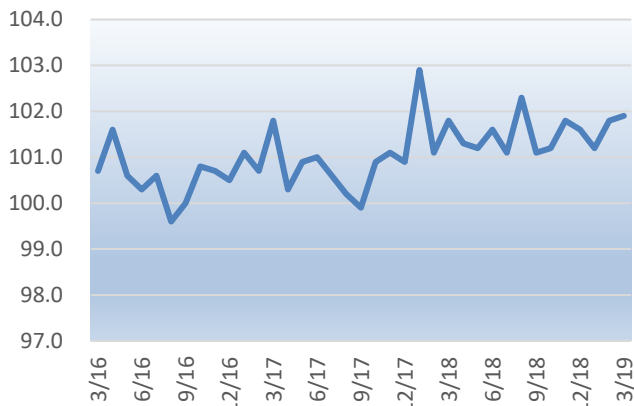
SAME STORE SALES & TRAFFIC



Source: Compass RCR and TDn2K

RESTAURANT PERFORMANCE INDEX

101.9 0.1%

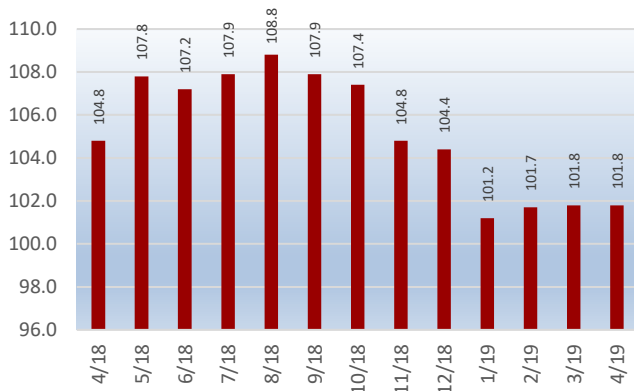


Source: National Restaurant Association and Compass RCR

Current Situation Index: 101.8 ↓ 0.5%			
\$	Same Store Sales:	60%	Reported increase over March 2018
👤	Customer Traffic:	48%	Reported increase over March 2018
🏠	Capital spending:	53%	Reported making capital expenditures in last 3 months
Expectations Index: 102.1 ↑ 0.1%			
\$	Sales outlook:	47%	Expect higher sales in next 6 months
🏠	Capital spending:	61%	Plan to make capital expenditures in next 6 months
📊	Economy:	12%	Expect economic conditions to improve during next 6 months

SMALL BUSINESS OPTIMISM INDEX

101.8 0.0%



Source: NFIB and Compass RCR

TOP CONCERNS:

- Labor issues:
 - Recruiting & retaining quality people as reported by 72%.
 - Working understaffed as reported by 38%.
- Improving sales & traffic as reported by 52%.
- Increases in expenses/costs: occupancy, food costs, labor costs, insurance, taxes – as reported by 44%.