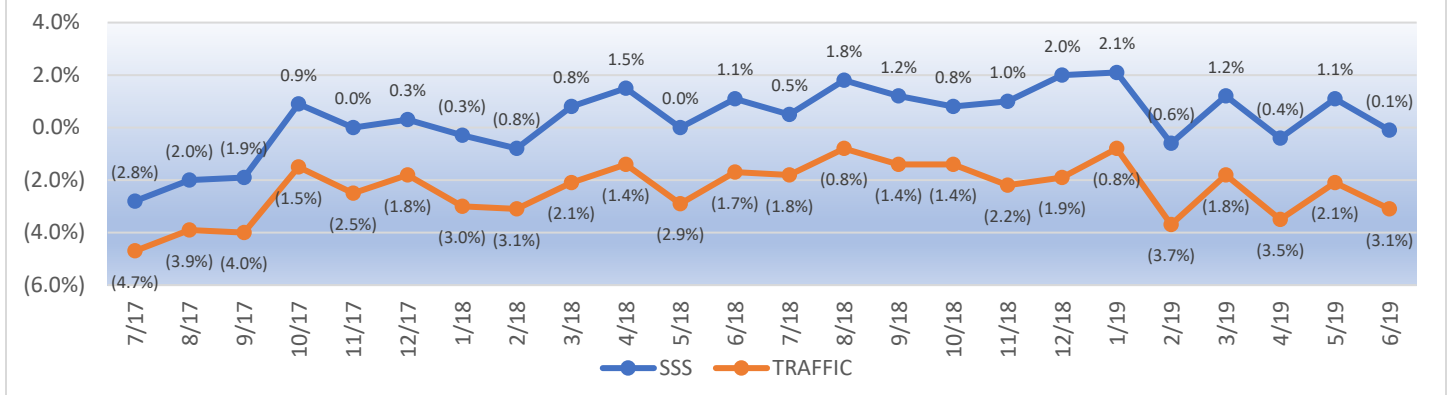


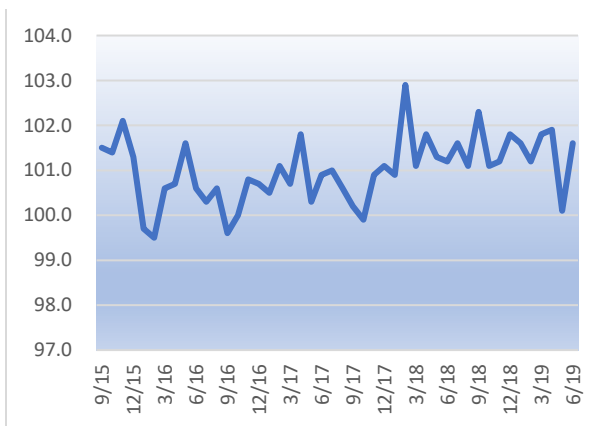
SAME STORE SALES & TRAFFIC



Source: Compass RCR and TDn2K

RESTAURANT PERFORMANCE INDEX

101.6 +1.5%



Source: National Restaurant Association and Compass RCR

Current Situation Index: 101.5 ↑ +1.8%

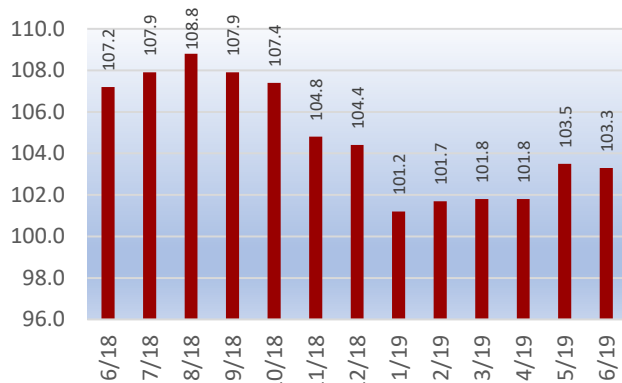
\$	Same Store Sales:	56%	Reported increase over May 2018
👤	Customer Traffic:	44%	Reported increase over May 2018
🏗️	Capital spending:	61%	Capital expenditures increased in last 3 months

Expectations Index: 101.7 ↑ +1.2%

\$	Sales outlook:	48%	Expect higher sales in next 6 months
🏗️	Capital spending:	56%	Plan to make capital expenditures in next 6 months
📊	Economy:	21%	Expect economic conditions to improve during next 6 months

SMALL BUSINESS OPTIMISM INDEX

103.3 (0.2%)



Source: NFIB and Compass RCR

TOP CONCERNS:

- Labor issues:
 - Recruiting & retaining quality people as reported by 81% (increase)
 - Forced to work several shifts per week understaffed as reported by 45% (increase)
- Improving sales & traffic as reported by 55% (increase)
- Increases in all expenses as reported by 44% (stable)
- Adapting/relevant technology as reported by 37% (decrease)