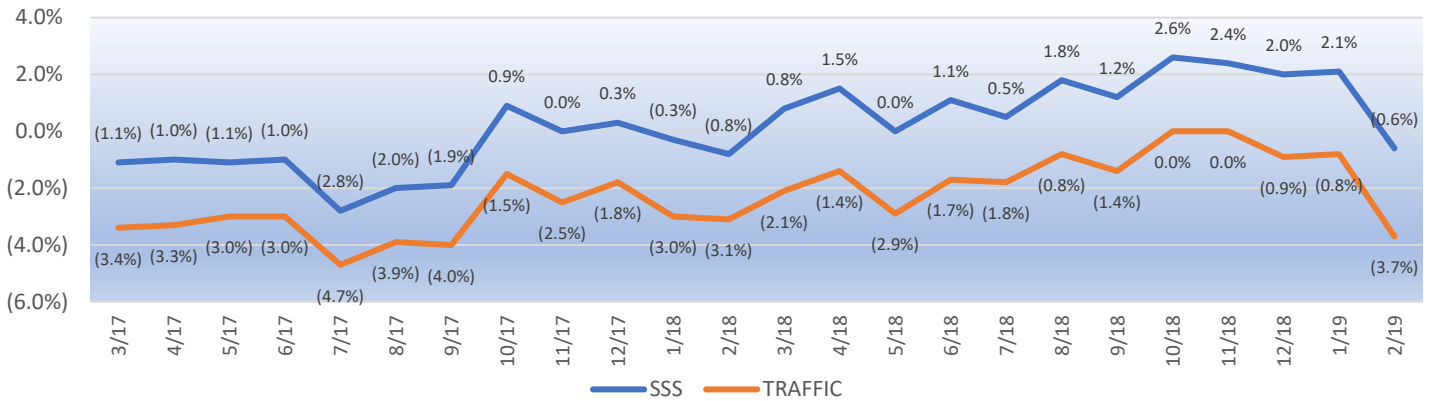


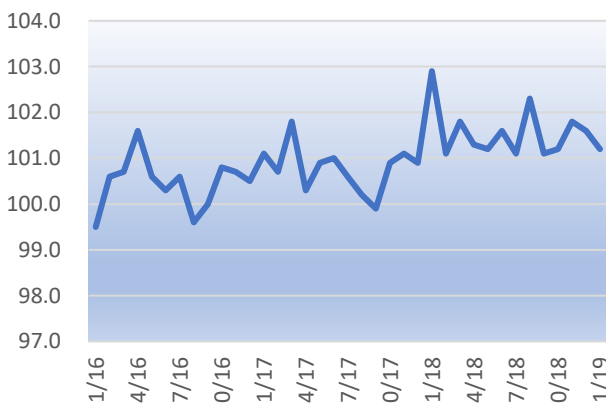
SAME STORE SALES & TRAFFIC



Source: Compass RCR and TDn2K

RESTAURANT PERFORMANCE INDEX

101.2 (0.4%)



Source: National Restaurant Association and Compass RCR

Current Situation Index: 98.7 ↓ (3.1%)

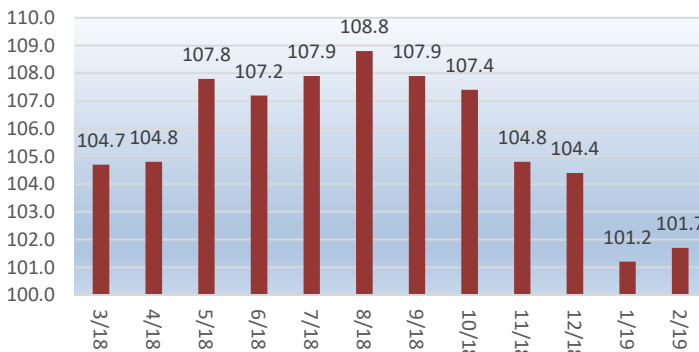
\$	Same Store Sales:	52%	Reported increase over February 2018
👤	Customer Traffic:	37%	Reported increase over February 2018
🏗️	Capital spending:	51%	Reported making capital expenditures in last 3 months

Expectations Index: 101.7 ↑ 0.3%

\$	Sales outlook:	47%	Expect higher sales in next 6 months
🏗️	Capital spending:	55%	Plan to make capital expenditures in next 6 months
📊	Economy:	15%	Expect economic conditions to improve during next 6 months

SMALL BUSINESS OPTIMISM INDEX

101.7 0.5%



Source: NFIB and Compass RCR

TOP CONCERNS:

- Recruiting & retaining quality people – as reported by 70%
- Increase in government regulations/red tape – as reported by 52%
- Increase in expenses/costs (taxes, real estate, labor, insurance, interest rates) – as reported by 47%
- Improving traffic – as reported by 33%