

A Resident's Guide to the Cook County Budget

President's Recommended Cook County FY 2018 Budget

Commissioner Bridget Gainer
Cook County Board – 10th District
118 N. Clark, Rm 567

312-603-4210

info@BridgetGainer.com

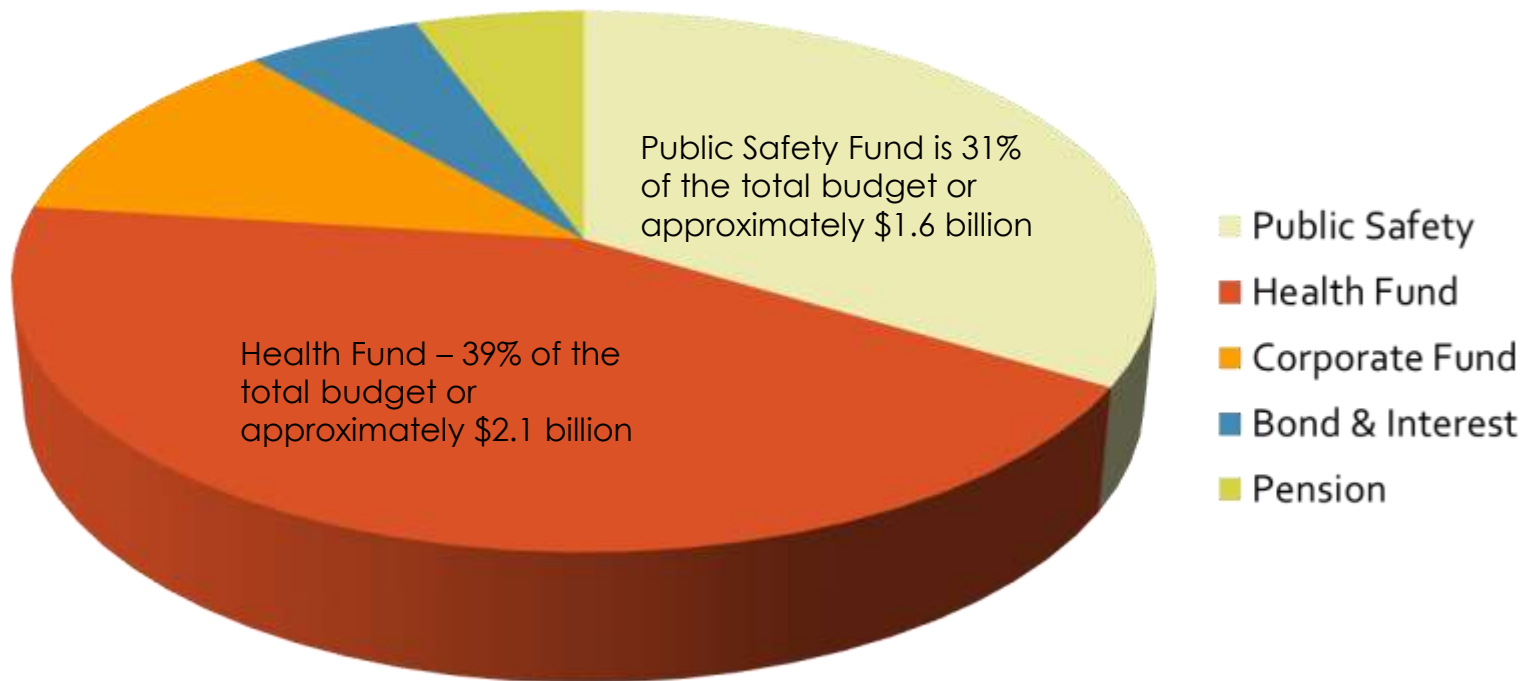


Cook County Budget at a Glance

- The Total FY 2018 budget is \$5.36 billion.
- Cook County has 22,979 employees
- The four main functions of the County are:
 - Public Health
 - Public Safety
 - Tax and Real Estate Administration
 - Cook County Forest Preserve (under separate budget)
- Due to the repeal of the Sweetened Beverage Tax, Cook County will have an expected budget shortfall of \$200 million. This will be filled with new revenue, cuts, or both.

Uses: FY 2018 Budget

The largest budget uses are for public health and public safety.



Where does the money go?

- **83% - Personnel Services**

- Salaries & benefits, total FY 2018 personnel expenses will be \$2 billion

- **7% - Contractual Services**

- Accounts that are used to make payments for services that can only be performed by persons or companies with specialized skills and knowledge.

- **4% - Supplies and Materials**

- Accounts that are used to purchase consumables, items of equipment with a unit cost of less than \$500, which are considered supplies and not capital equipment.

- **4% - Operations, Maintenance**

- Purchases or expenses related to the operation and maintenance of facilities, office equipment, automotive, road repair equipment and all other plant or institutional equipment.

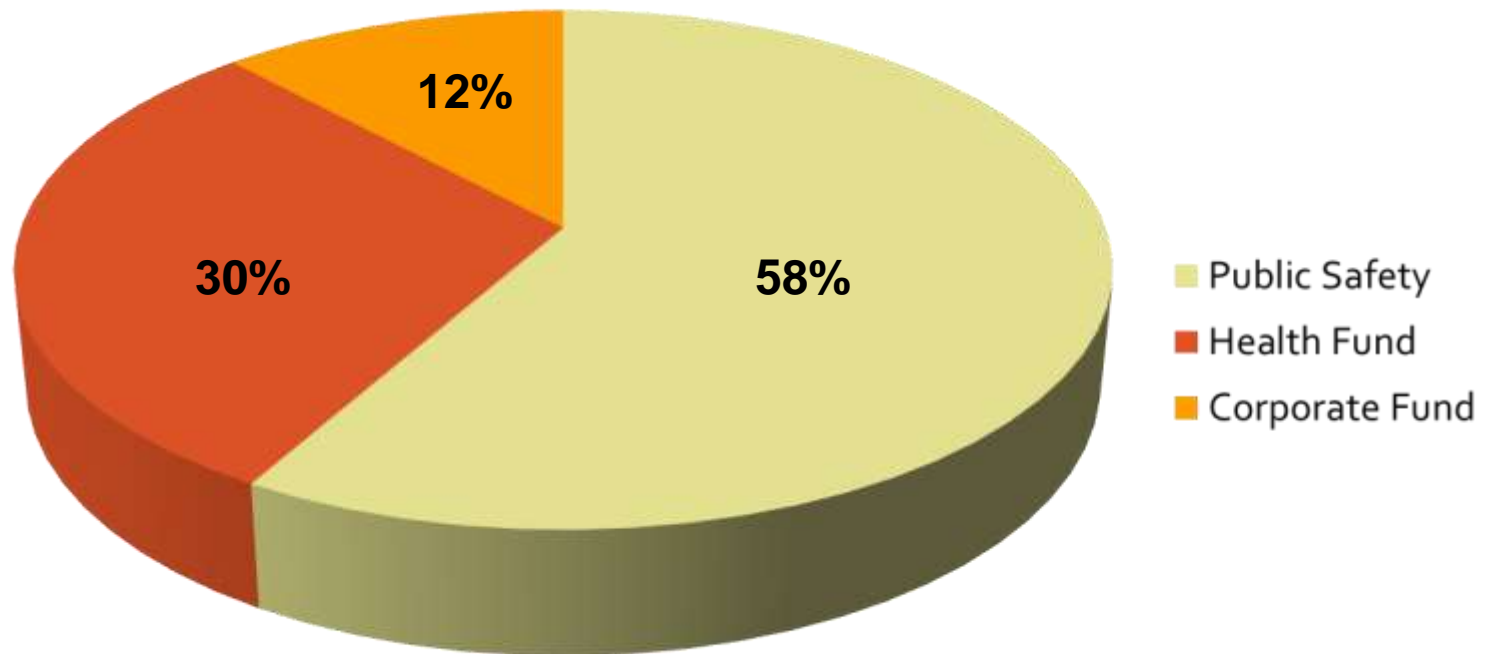
- **1% - Rental and Leasing**

- Accounts under this category are used for payments related to the rental or leasing of automotive, institutional, medical and office equipment and the rental of offices or other facilities as required by various departments of the County.

- **1% - Capital Outlay**

Cook County Workforce

Almost 13,382 or 58% of employees work within the Public Safety Fund, including Sheriff's Officers and Public Defenders.
80% of County personnel is unionized.



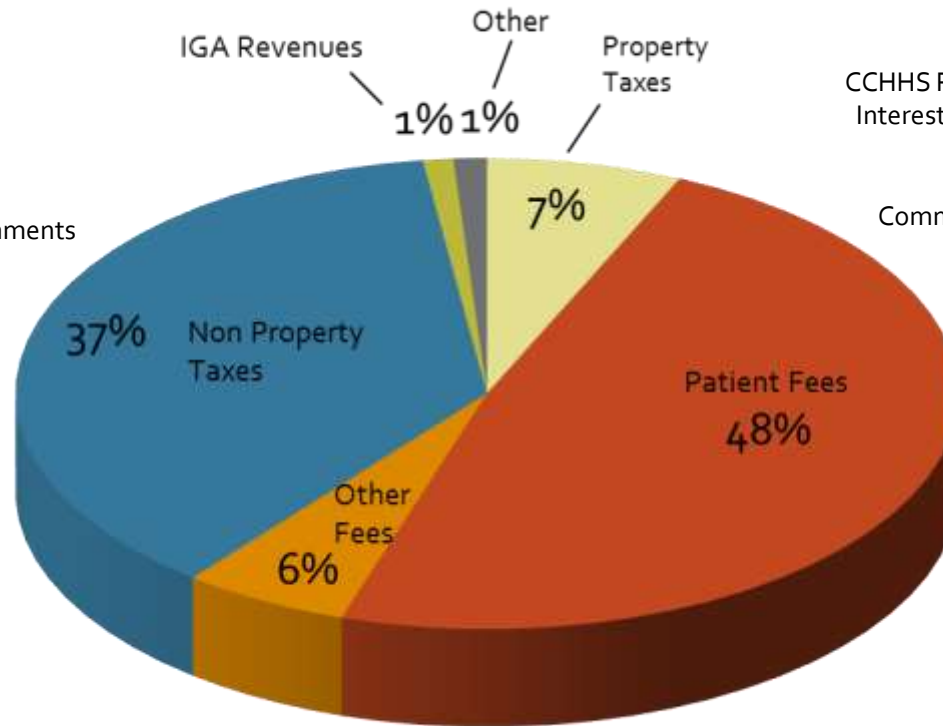
Sources of Revenue

Intergovernmental Revenues (IGA)

Federal, State and Private Grants
Motor Fuel Tax Grant
Retailer's Occupation Tax
State Income Tax
Personal Property Tax
Off Track Betting Commission
Probation Officers
Reimbursement from Other Governments

Non Property Taxes

Cook County Sales Tax
Use Tax
Alcoholic Beverage Tax
Cigarette Tax
Gas Tax
Retail Sale of Motor Vehicles
Wheel Tax
Parking Lot / Garage Operations Tax
Amusement Tax



County Revenues

Other Revenue

Dept. of Public Health Environmental Fees
Debt Proceeds
Capital Improvements
CCHHS Revenue (Cafeteria, parking, etc.)
Interest Earnings/Working Cash Transfer
Licenses, Leases and Rentals
Real Estate Management
Commissions on Public Telephone Use
Highways Sales of Permits
Medical Examiner Fees
Dept. of Public Health Grants
Permits
Election Revenue
Vehicle Purchase Fund

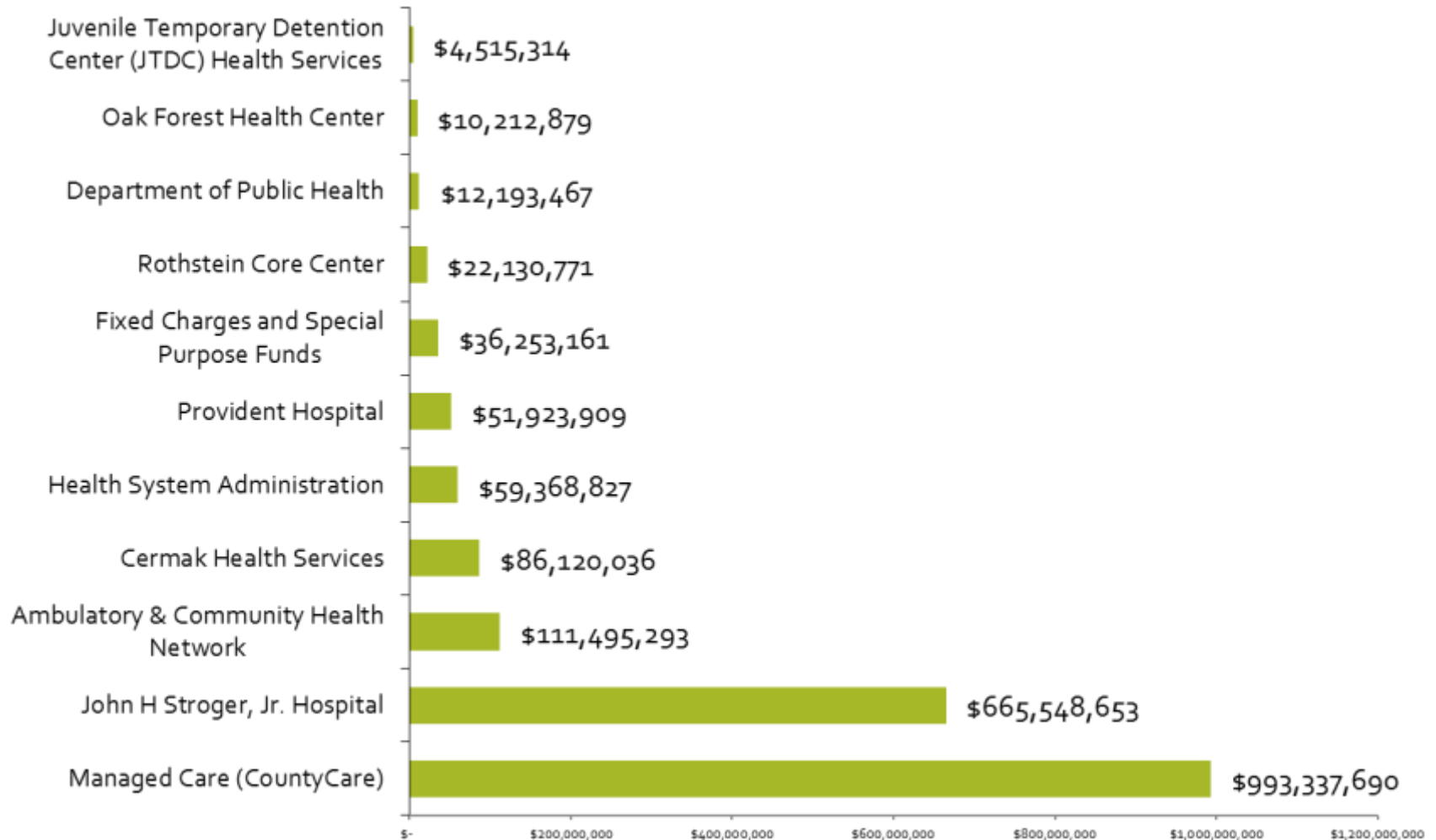
Other Fees

Birth and Death Records
Transcripts Records
Subpoena Fees
Filing Fees
Summons & Court Orders
Evictions
Delinquent Taxes
Real Estate Transactions

The Public Health System

- The Cook County Health and Hospitals System (CCHHS) comprises 40% of the County budget or \$2.05 billion :
 - In FY 2018, CountyCare will serve 225,000 patients per month - up from 140,000 members in FY 2017.
 - CCHHS provides nearly half of all charity care in the County, totaling \$553 million in FY 2018
 - 16 County run clinics that provide primary and specialty care to patients in communities throughout the County.
 - Cermak Health Services, providing comprehensive health care to the nearly 100,000 men and women that enter the Cook County Jail each year.
 - JTDC Health Services, provides comprehensive physical, mental and dental health care to the 4,000 young adults in the Juvenile Temporary Detention Center.

Public Health System Services & Budget



The Public Safety System

- The Public Safety Fund comprises 34%, about \$1.38 billion, of the Cook County Budget and includes:
 - The Sheriff, Chief Judge, State's Attorney, Public Defender, and the Clerk of the Circuit Court.
 - The **Sheriff** is responsible for running the largest single site jail in the Country.
 - Nearly 100,000 people enter the Cook County jail each year.
 - As of Aug 2017, there was fewer than 7,200 detainees in the General Population of the Jail, a reduction of 25%.
 - The **State's Attorney** represents the County in all criminal and civil litigation against the County.
 - The **Cook County Public Defender** provides legal counsel to those who are charged with a criminal offense and are unable to afford private representation.
 - The **Chief Judge's Office** is responsible for the administration of the Circuit Court of Cook County. The Chief Judge oversees 400 judges and 2,660 non-judicial employees.
 - The **Clerk of the Circuit Court** is charged with keeping all of the records for the Circuit Court of Cook County including civil, criminal, traffic, and juvenile cases.

Public Safety Fund Major Uses

Bureau of Administration

Medical Examiner: \$ \$14,406,960
Office of Adoption: \$966,512

Courts

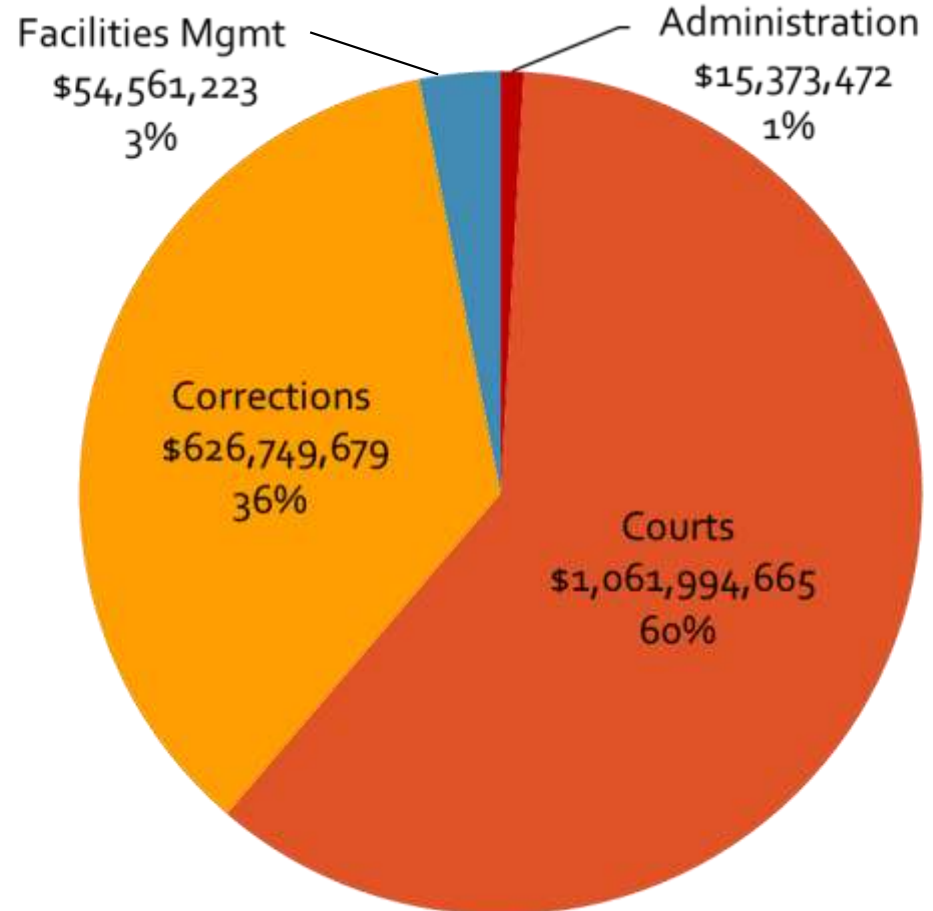
Office of the Chief Judge: \$ \$43,711,563
Adult Probation Dept.: \$54,075,496
Judiciary: \$13,821,422
Public Guardian: \$21,857,964
Forensic Clinical Services: \$3,193,108
Social Service: \$13,185,974
Juvenile Probation and Court Services: \$48,331,080
Juvenile Temporary Detention Center: \$68,742,703
Circuit Court/Office of the Clerk: \$114,149,968
Public Administrator: \$1,391,634
Public Defender: \$76,069,750
State's Attorney: \$126,097,201
Dept. Homeland Security: \$1,896,535
Fixed Charges & Special Purposes: \$475,470,267

Corrections

Office of the Sheriff: \$2,383,252
Sheriff's Administration: \$32,174,691
Office of Professional Review: \$8,572,089
Bureau of Information and Administration: \$10,796,524
Court Services Division: \$102,324,639
Police Department: \$70,657,410
Department of Corrections: \$397,641,960
Sheriff's Merit Board: \$2,199,114

Department of Facilities Management

Dept. of Facilities Management: \$ \$54,561,223



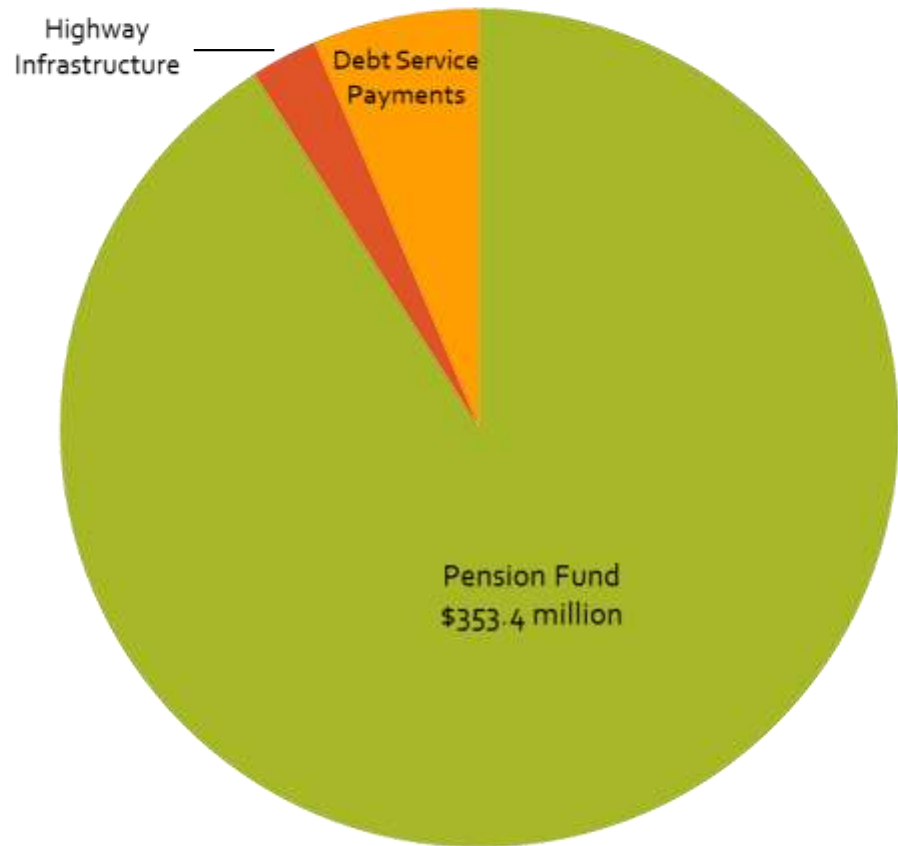
Administration & General Taxing Bodies

- The Corporate Fund comprises 14%, or about \$569 million of the Cook County Budget.
 - This fund supports general governmental management and support services for the County.
 - Includes financial oversight and reporting functions, payment of bills and contract awards, economic and human development, the maintenance of highways, environmental monitoring and control, homeland security coordination, capital planning and policy.
- This fund also supports the assessment, administration and collection of the property tax, sales tax, and various fees including:
 - The **Cook County Assessor's Office** is responsible for assessing the value of each of the 1.7 million parcels of property in Cook County.
 - The **Cook County Board of Review** is responsible for hearing citizens' appeals of their property tax assessment made by the Assessor.
 - The **Cook County Treasurer** is the County's banker, responsible for mailing tax bills, collecting taxes on parcels of real property and distributing the revenue throughout the County.
 - The **Cook County Recorder of Deeds** maintains the land records for the County including records of all real estate transactions.
 - The **Cook County Clerk** maintains all of the County records and books including birth, death and marriage records.

Where Does the County Sales Tax Go?

- The Cook County sales tax was established on September 1, 1992 at a rate of .75%.
- The Cook County sales tax rate is currently 1.75%.
- This raises approximately \$780 million in FY 2018 and is distributed between the Public Safety and Corporate Fund.
- 1% of the sales tax is dedicated to the Pension Fund.

County Sales Tax Distribution



The Sweetened Beverage Tax

- In October 2016, the Board of Commissioners approved a Sweetened Beverage Tax at the rate of one cent per fluid ounce to go into effect on July 1, 2017 and was expected to collect \$200 million for FY 2018.
- On October 11, 2017 the Board of Commissioners voted 15-2 to repeal the Sweetened Beverage Tax effective December 1, 2017.
- This created a \$200 million dollar gap which will be addressed by either cutting costs, new revenues, or both before the start of FY 2018.

Budget Timeline

December 1, 2016	May/June 2017	July 2017	October 2017	November 2017
The fiscal year begins	All agencies and departments submit budget requests	The President conducts public budget hearings on preliminary budget	The President submits the Executive Budget Recommendation	County Board votes to approve and adopt

Commissioner Gainer wants to hear from you

Contact our office with any questions,
comments or ideas.

118 N. Clark St. Room 567, Chicago IL 60602

Telephone: 312-603-4210

Info@BridgetGainer.com

www.BridgetGainer.com

Follow Me: Facebook, Twitter, Instagram and LinkedIn