

---

# SAN MATEO COUNTY COMMUNITY COLLABORATION FOR CHILDREN'S SUCCESS

SERVING FAMILIES & CHILDREN IN NEED: FOCUS ON NORTH SAN MATEO COUNTY

FEBRUARY 26, 2019



# CCCS BACKGROUND AND APPROACH

- Place-based approach
- Engage impacted youth and families
- Address youth need across multiple sectors
- Collaborate with existing efforts and build on assets
- Multi-agency approach
- Use a trauma-informed approach
- Learn as we go



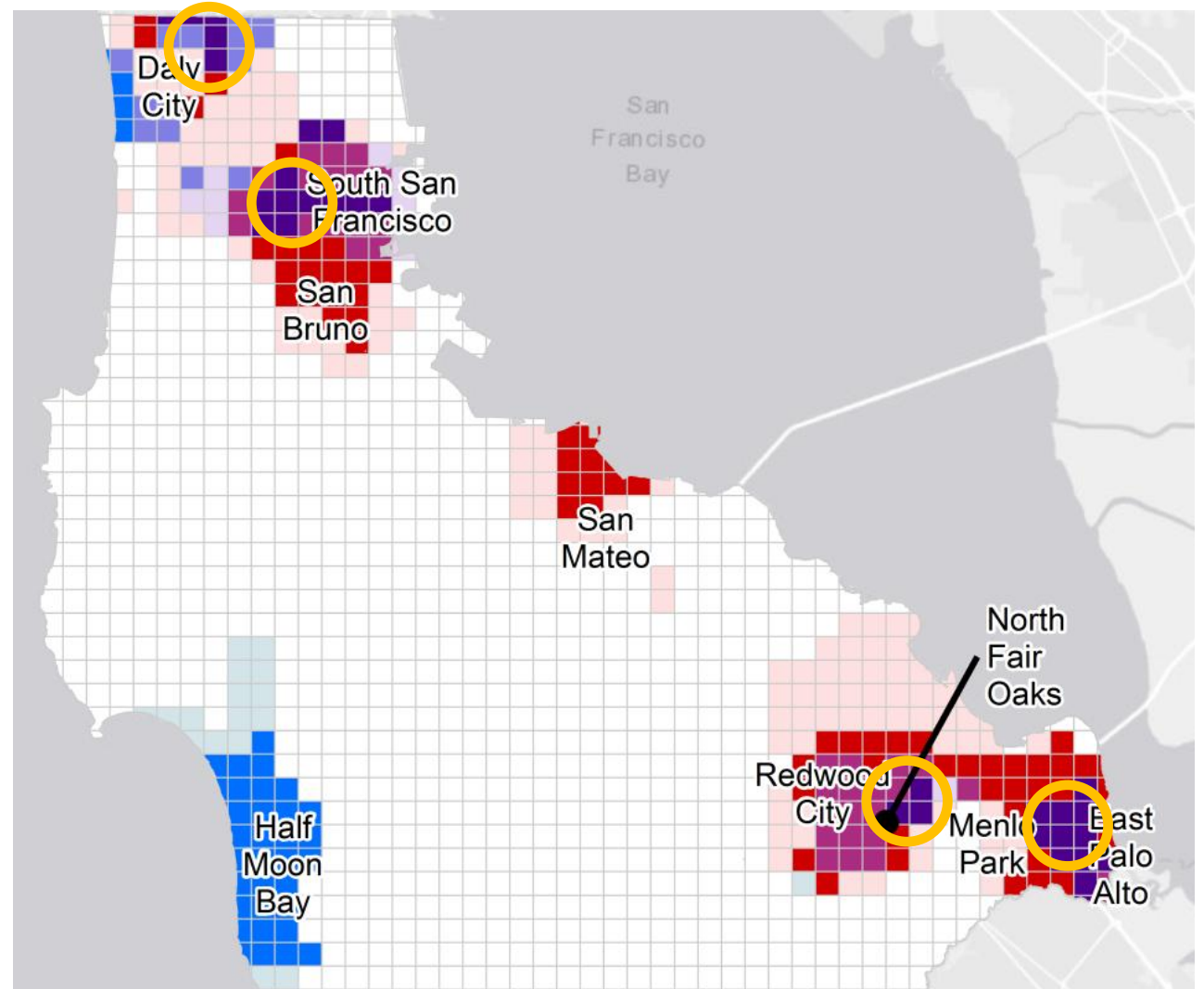
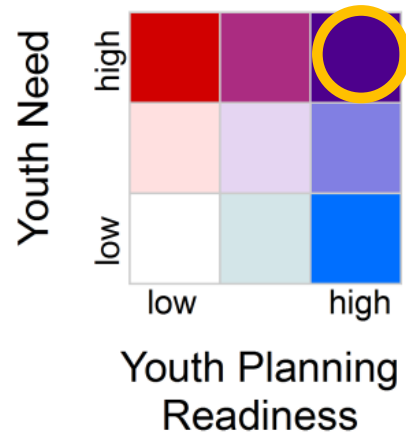
# 4 FOCUS AREAS

## Stage I:

- North Fair Oaks/parts of Redwood City
- South San Francisco

## Stage II:

- Daly City
- East Palo Alto



For more detailed maps and indicators visit: <https://www.gethealthysmc.org/cccs-data>



---

# DEEP COMMUNITY & STAKEHOLDER ENGAGEMENT

- Neighborhood Champions
- Impacted Youth and Families
- Neighborhood Leadership Groups
- Countywide Steering Committee



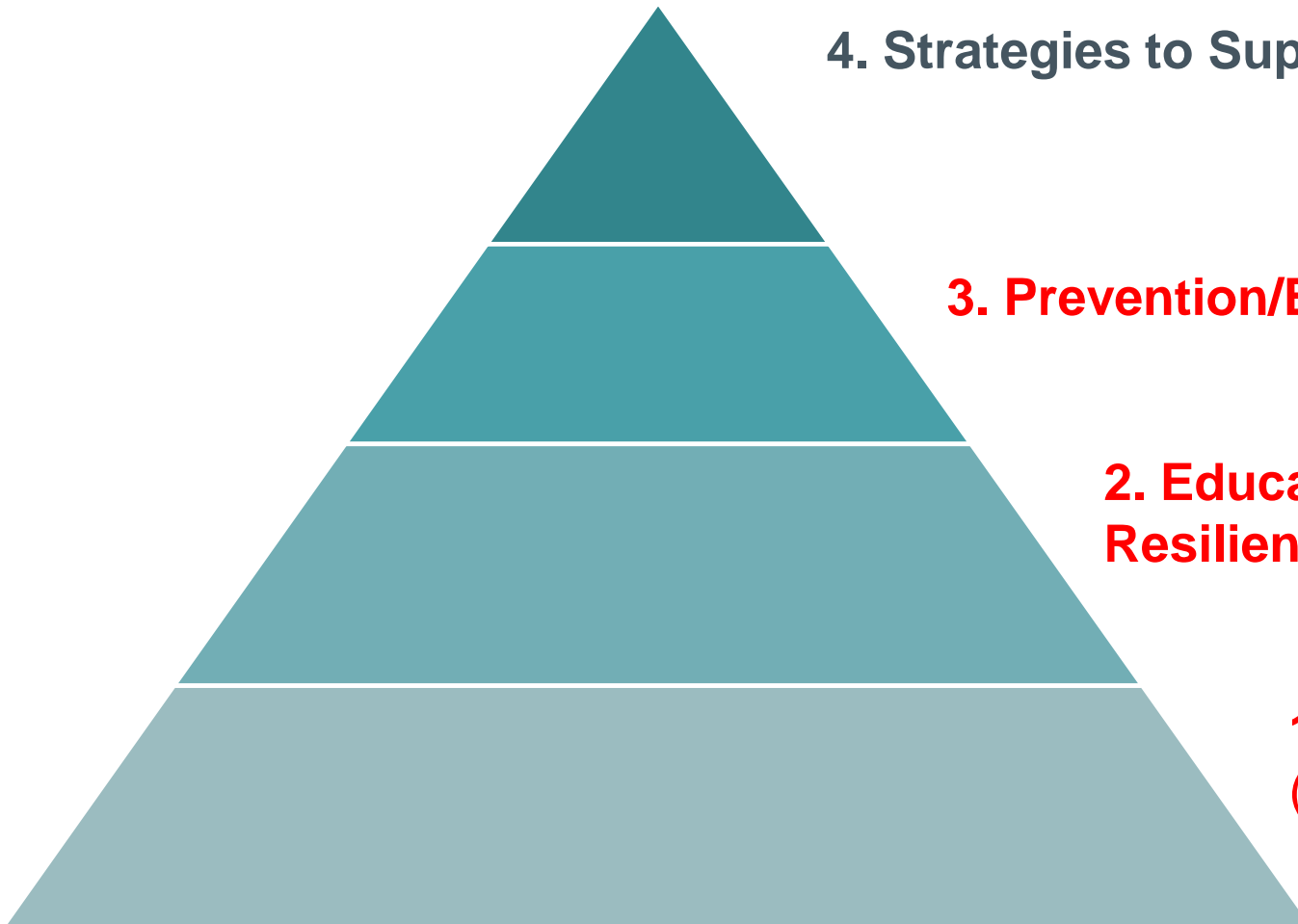
# DATA & OUTREACH

	SOUTH SAN FRANCISCO	DALY CITY
Status	End process: Plan finalization	Early process: Data collection
Community members engaged	>200	~150
Community champions	20	10
Neighborhood Leadership Group meetings	4	1

- 3 Countywide Steering Committee meetings
- Meetings and presentations to Cities/Community Council, funders, community-based organizations and more



# FRAMEWORK FOR IMPLEMENTATION OF PRIORITIZED STRATEGIES



4. Strategies to Support System-Engaged Youth

3. Prevention/Early Interventions (at key times/ages)

2. Education & Programming that Supports Resilience

1. Protective and Healing Spaces  
(schools, neighborhoods, systems)





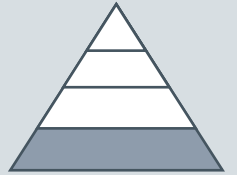
# SOUTH SAN FRANCISCO TOP ISSUES

- **Housing costs, high cost of living, and lack of living wage job opportunities** (lack of opportunities to build needed skills/knowledge needed to get living wage jobs)
- **Mental health issues and substance use** in youth are not identified or addressed
- **Lack of supportive adults** (parents/caregivers are working multiple jobs and not enough opportunities to connect with other supportive adults)
- **Lack of affordable, local childcare** (including on weekends, in evenings, and during the summer) or preschool
- **Lack of affordable or free afterschool, weekend, and summer activities**



# SOUTH SAN FRANCISCO TOP STRATEGIES

- 1) Change school disciplinary policies to keep children/youth in class
- 2) Leverage local law enforcement to connect community members to services
- 3) Expand trauma-informed practices and restorative justice in schools
- 4) Provide free and confidential counseling and service referrals via crisis lines
- 5) Expand services available at schools including screening in preschool
- 6) Provide mental/behavioral health support at schools for students and staff
- 7) Promote use of evidence-based social-emotional learning curricula
- 8) Expand subsidized preschool spots and childcare for lower-income families
- 9) Expand affordable or free after school, weekend, and summer enrichment opportunities for lower-income children and youth
- 10) Expand living wage job opportunities for at-risk parents/caregivers and youth
- 11) Adopt/implement “housing first” approach to keep vulnerable families housed
- 12) Pilot a targeted basic income initiative





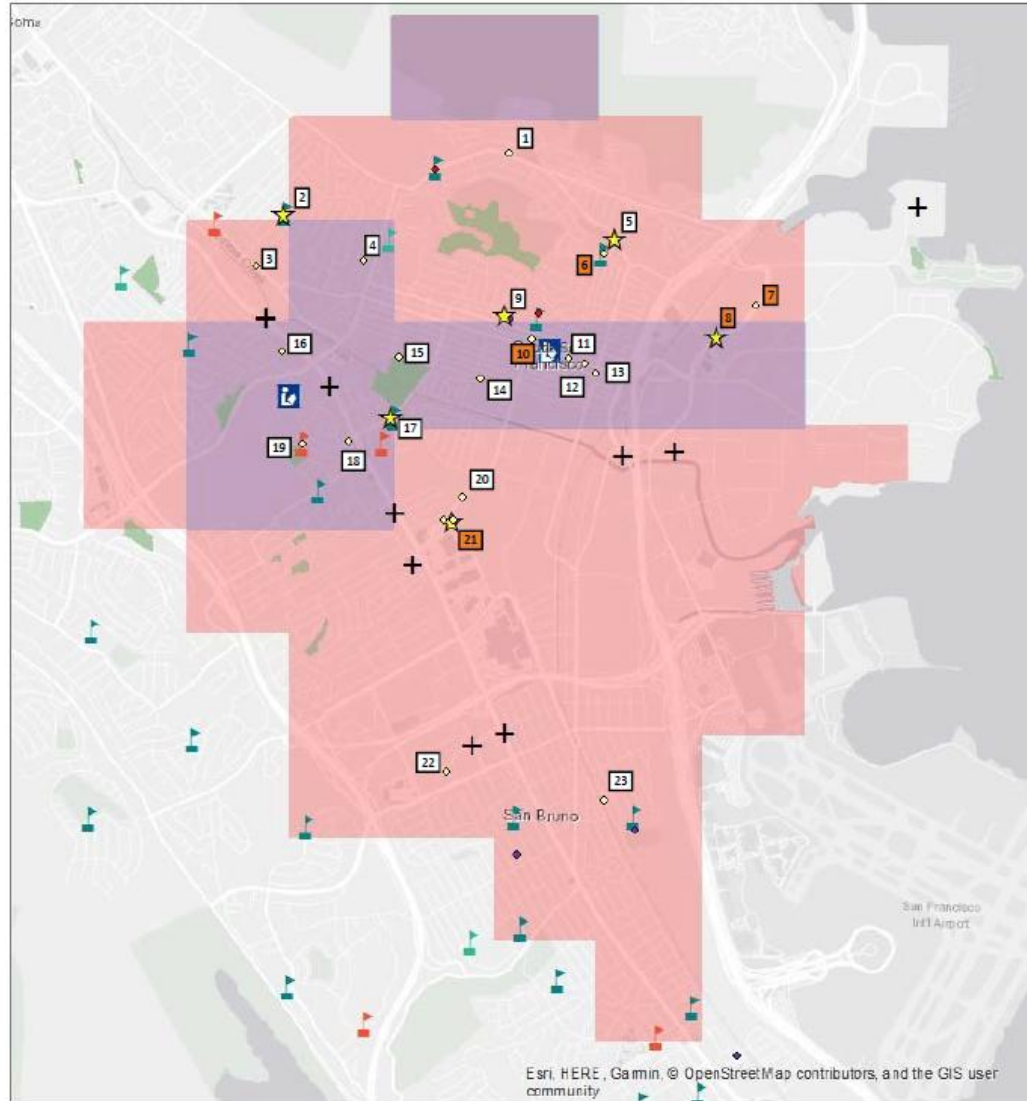
## South San Francisco Community Assets

### Legend

-  Library
-  Community Center
-  Community Resources
-  Big Lift Pre-School\*
-  Pre-School
-  K-12 School
-  Elementary
-  Intermediate/Middle
-  Middle/High School
-  High School
-  Healthcare Facility
-  Park
-  High Need
-  High Readiness
-  County Funded Resource

\* Receives county funding

0 0.25 0.5 1 Miles



- 1 Paradise Valley Rec. Center
- 2 Sunshine Gardens Elementary<sup>c,d</sup>
- 3 Salvation Army
- 4 Dragonfly Designs
- 5 Boys and Girls Club - Paradise Valley
- 6 Martin Elementary School<sup>b,d</sup>
- 7 California Children's Services
- 8 YMCA Gateway Child Development Center
- 9 South San Francisco Community Learning Center
- 10 SSF County Health Clinic/ WIC Program Office
- 11 Community Preservation Task Force
- 12 St. Vincent
- 13 SSF Chamber of Commerce
- 14 Kiwanis
- 15 Rotary Club – Youth Exchange
- 16 Parks Alive
- 17 SSFPD Youth Explorers
- 18 Boys and Girls Club - Orange Park
- 19 Artists on Wheels
- 20 Early Head Start<sup>d</sup>
- 21 SSF County Health Clinic
- 22 YMCA of South San Francisco
- 23 Salvation Army
- 24 California Department of Rehabilitation
- 25 4H Club

#### Note:

- a) HSA Family Resource Center Site
- b) StarVista Children and Family Resource Center Site
- c) Boys and Girls Club Site
- d) Big Lift Pre-School Site



---

# KEY FINDINGS FROM COUNTY ASSET EXERCISE

- Some investment in almost every identified priority area and geography
- Top investment is to address mental health/substance abuse concerns for significantly impaired individuals
- Lowest investment is to address safety and violence issues (not to include traditional law-enforcement or SAL)
- Many county-funded programs were not identified as geographically targeted
- The community continues to identify unmet needs in the priority areas where County makes significant investments



# COUNTY INVESTMENT IN PRIORITY NEEDS

Geography	Investment in Priority Needs in NFO & SSF
NFO/RWC	\$7.7M
South San Francisco	\$6.8M
Daly City	\$6.4M
East Palo Alto	\$7.5M
Non-geographically specific	\$33.6M
TOTAL	\$62.M

---

# NEXT STEPS

- Review, finalize, disseminate NFO/RWC & SSF Community Action Plans
- Reviewing asset map findings
- Planning underway in EPA & Daly City
- Evaluation continues
- Presentations on updates to CCCS to partners, cities, funders
- Steering Committee engagement



---

# UPCOMING DALY CITY MEETINGS

- **Monday, March 25th, 5:30-8pm - NLG meeting #2**
- **Monday, April 29th, 5:30-8pm - NLG meeting #3**
- **Monday, May 13th, 5:30-8pm - NLG meeting # 4**
- **All will be held at:**

**Cafe Doelger** (inside the Doelger Senior Center)

101 Lake Merced Blvd

Daly City (in Westlake Park)



---

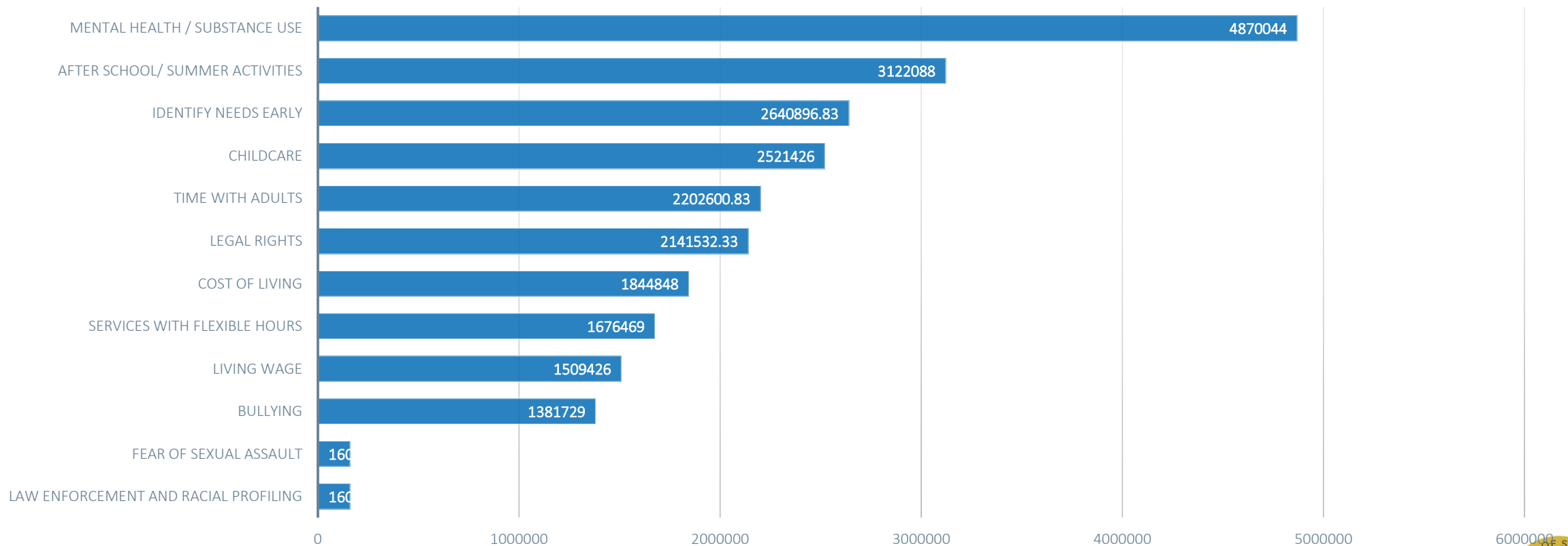
# Thank you!

## Questions?



# SSF

## SMC spends about \$6.8M in SSF per year



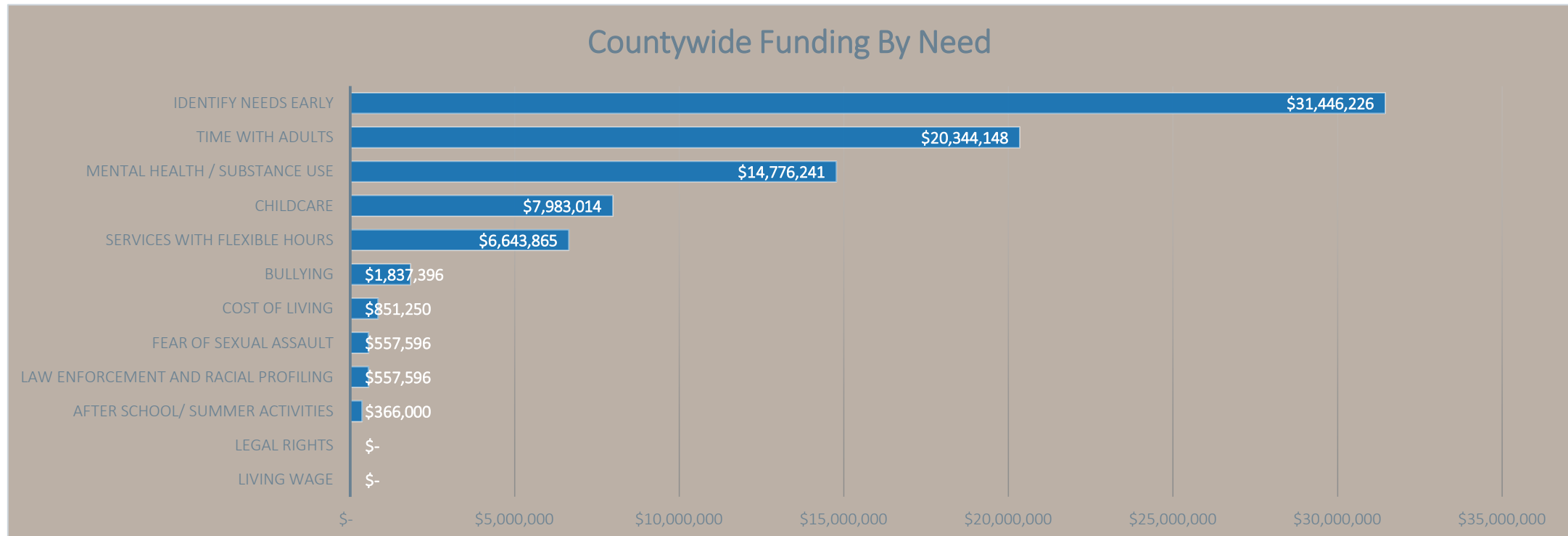
\* Programs are counted more than once if they meet more than one need





# NON-GEOGRAPHICALLY SPECIFIC (COUNTYWIDE)

**SMC invests approximately \$33.7M per/year on countywide programs towards addressing the identified needs**



\* Programs are counted more than once if they meet more than one need

