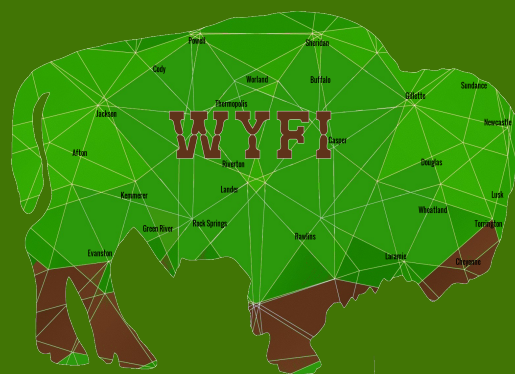


WYFI UPDATE

PROVIDER
NEWSLETTER

March 2021



WHAT'S GOING ON WITH WYFI?

- Regional Connections update: WYFI is connected with HIE's in Colorado, South Dakota, and Utah. This month **the connection with South Dakota added the capability for WYFI members to query CCDs**. This means your practice has more options for finding information to help patients who have or are currently seeking care in South Dakota, as well.
- Gain Instant access to the Community Health Record (CHR) Portal with WYFI. This access is available at no charge to all Wyoming healthcare providers who provide a continuum of care for Wyoming patients. If your practice is interested in getting instant access to important patient data through the WYFI statewide HIE, please contact Andrea Bailey andrea.bailey@wyo.gov. Instant WYFI access training for your practice can be done remotely in **less than an hour**. Please know that we are here to help!
- The WYFI Board has an opening for a new member. If you are interested in serving on this board to help guide the direction of WYFI please contact Andrea Bailey andrea.bailey@wyo.gov for details on how to apply.
- Welcome Johnson County to Notify!

Live Patient Encounters

3,267,971

Total Covered Lives

359,352

Live Provider Sites

425

Active WYFI Users

1,602



■ Provider Users (37.83%)
■ Support Staff Users (62.17%)

For additional data please visit the WYFI website <https://wyfi.solutions>

Upcoming Events

WYFI Executive Steering Committee (ESC) Meeting

The WYFI Executive Steering Committee meets monthly. This group helps direct the future of WYFI.

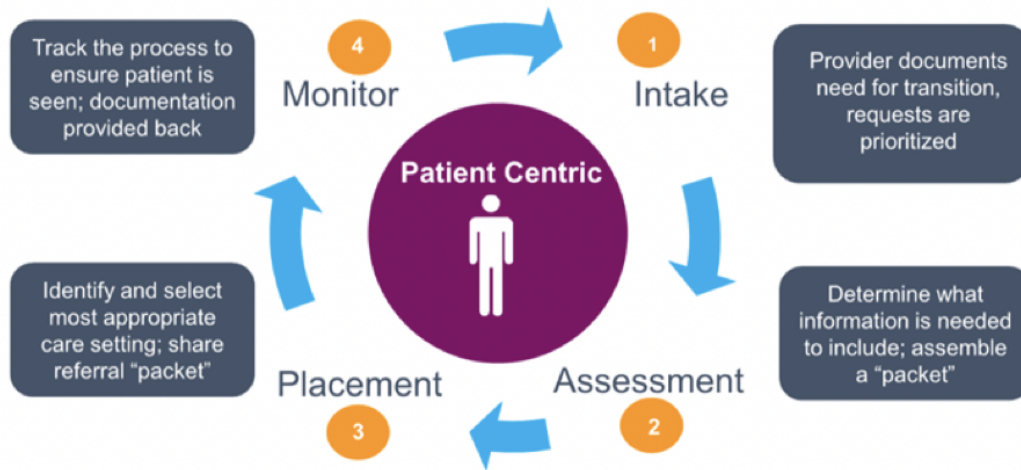
User Group Meeting

This quarterly meeting is a collaborative opportunity for users to contribute to WYFI. The next meeting is planned for Tuesday, April 13, 2021 from Noon-1pm MT. Use this link to join us on zoom <https://zoom.us/j/3037850009> or email Andrea Bailey at andrea.bailey@wyo.gov.

Closing the Loop on Patient Referrals

Organizations today are under intense pressure to better manage where their patients receive care. In many cases, phone and fax are the primary methods used for managing patient referrals. This manual process often leads to care fragmentation and lack of communication among health care providers.

WYFI Referrals Management Solution enables a collaborative closed loop process to manage and track patient referrals to ensure the patient is seen and documentation is provided back to the referring provider.



If you are interested in learning more about WYFI Referrals Management, please contact Andrea Bailey, andrea.bailey@wyo.gov.

Skip the Log In and Save Time

with single sign on to the WYFI

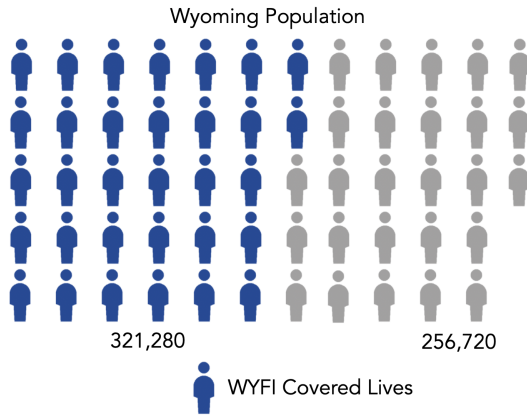
If you already use a single sign on process with your organization you can also use the same process for accessing WYFI. To enable this option follow these steps:

1. Verify you already use a single sign on service and have it enabled with your IT Department.
2. Request to enable this feature with your EHR vendor.
3. Follow the steps to set up your credentials and syncing to access the WYFI CHR using the same sign on.

Would you like to access your patient's records and information in WYFI **without** having to leave your EHR and logging into another site?

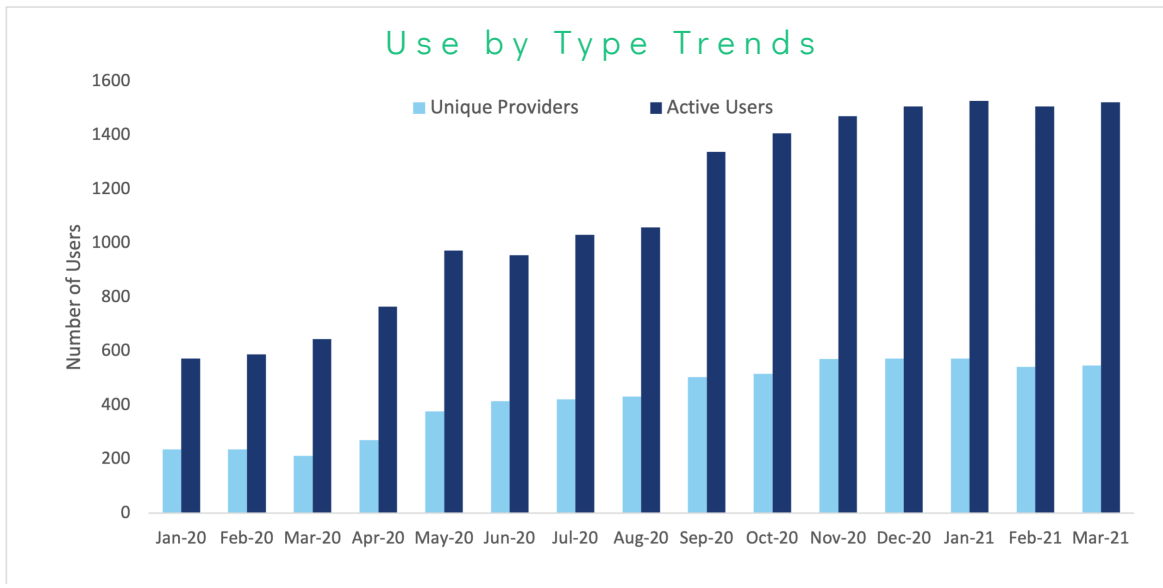
For more information on how to enable Single Sign On, contact Andrea Bailey at Andrea.Bailey@Wyo.gov

WYFI Trends Snapshot



Patient Coverage Landscape

Over half of Wyoming residents are covered with WYFI. This number continues to grow as additional providers join WYFI.



Why WYFI?



Patient Tracking

Get real-time alerts of your patients' admissions, discharges, and transfers



External Orders and Data

Access transcriptions, labs, procedures, and radiology scans done outside your practice



Referrals

Send and receive referrals to support continuity of care for your patients



Community Health Record

View a longitudinal health record for your patients



Direct Messaging

Send secure messages between providers to exchange clinical data

Get Connected!

Move In Model

In less than two weeks, you can be connected to WYFI. With competing priorities and scarce resources, another project can seem daunting. To help minimize the impact on providers, WDH is offering its Move In Model to reduce the implementation effort to connect to WYFI. For more information on this process, reach out to Andrea Bailey at andrea.bailey@wyo.gov.

Funding Opportunities

Opportunity Ends 9/30/21

Don't miss out on getting your connection fees reimbursed up to 90%.

Regional and National Connections

WYFI is connected with the Colorado Regional Health Information Organization (CORHIO), South Dakota Health Link (SDHL), and Utah Health Information Network (UHIN).

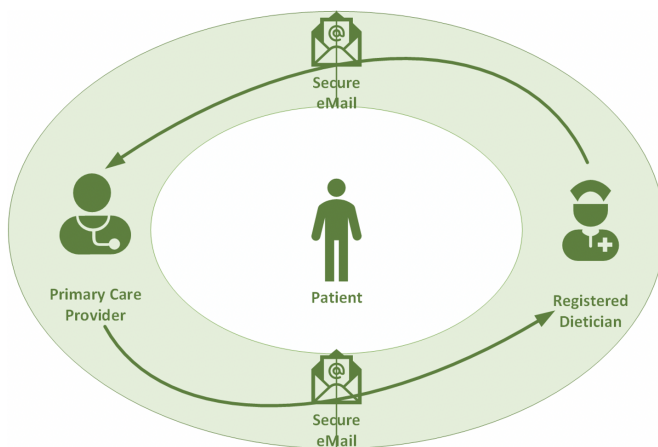
Hospital
Reimbursement
Opportunity

Up to:
\$15,000

Ambulatory Provider
Reimbursement
Opportunity

Up to:
\$7,500

Diabetes Referral Use Case



Goal: Improved care coordination and outcomes through electronic referrals

How it works in practice:

Case manager refers patient to a Registered Dietician (RD) using EHR system referral functionality. After visit completion, RD completes a care summary in the WYFI portal. Notes are available to other connected providers, including PCP and pharmacy.

For More Information

contact Andrea Bailey at andrea.bailey@wyo.gov

or visit us on our website at:

<https://wyfi.solutions>