

MATCH DAY 2024



WAYNE STATE
School of Medicine



Match Day 2024 Statistics



WAYNE STATE
School of Medicine

2024 WSU Match Statistics



Number of Match Participants

257

Total class size 259

2 committed to postgraduate research fellowships

2024 WSU Match Statistics



Total Match Success Rate

98.1 %

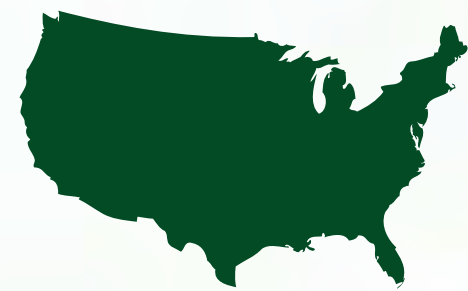
2024 National NRMP Statistics



National Match Success Rate

93.5%

U.S. Allopathic Medical Students who matched into PGY1



National Unmatched Rate

6.5%

U.S. Allopathic Medical Students who did not match into PGY1



National Couples Rate

93.6%

WSU SOM: 5.5% of the class participated in couples match!
13 out of 14 Match

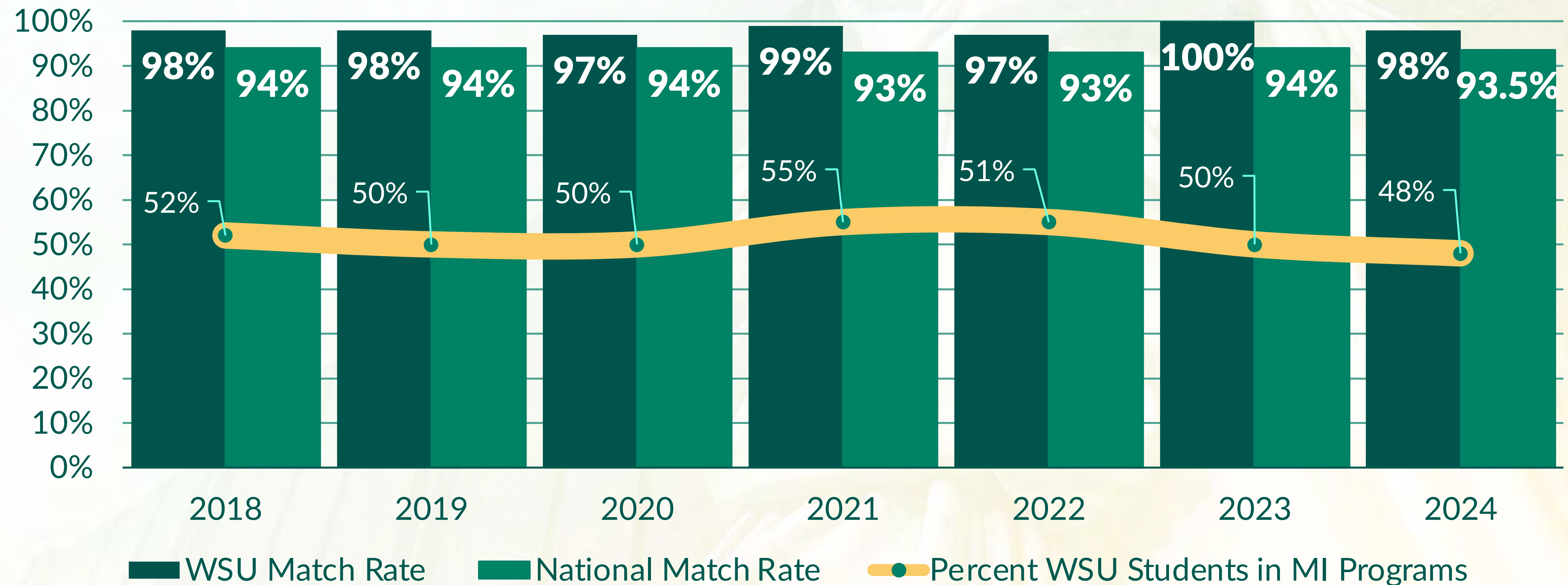


WAYNE STATE
School of Medicine

Student Success: NRMP

WSUSOM vs. National Match & MI Rates (2018 - 2024)

“The Match”





WSU SOM 8-year Match Rate 2017-2024

98%+



WAYNE STATE
School of Medicine

2024 WSU SOAP Placements

Supplemental Offer And Assistance Program

7.8%

Percent placed through SOAP

7% in 2023 | 4.6% in 2022 | 6.4% in 2021

2%

Percent remaining unmatched after SOAP

0% in 2023 | 2.6% in 2022 | 2.9% in 2021

4 of 5 students pursuing postgraduate specialty research fellowships



2024 National Match Statistics



38,494

PGY 1 Positions offered
in the Match

37,425 in 2023
36,277 in 2022
35,194 in 2021
34,266 in 2020



2,726

PGY 2 Positions offered
in the Match

2,671 in 2023
2,711 in 2022
2,699 in 2021
2,742 in 2020

2024 National Match Statistics



20,296

U.S. seniors participated
in the Match

20,317 in 2023
20,553 in 2022
20,475 in 2021
19,781 in 2020



44,853
41,503

applicants applied for
residency positions

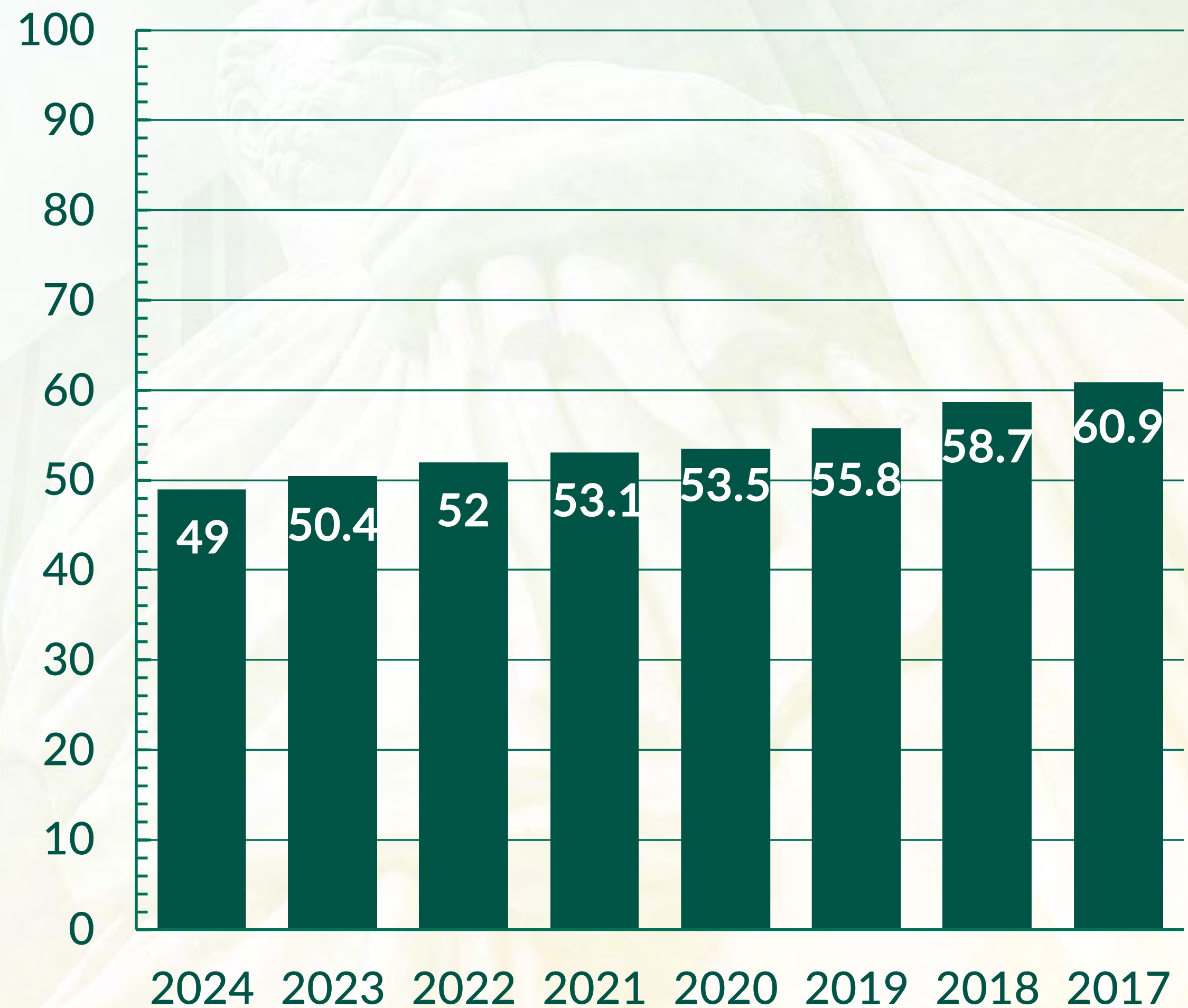
42,952 applicants
applied for
40,375 residency
positions in 2023

2024 National Match Statistics

49%

Positions filled by U.S. seniors

➡ 50.4% in 2023



2024 WSU Match Statistics



48%

Students
matched into
Michigan
Programs

50% in 2023
51% in 2022
55% in 2021
49.7% in 2020



32.8%

Students
matched into
Primary Care

35% in 2023
43% in 2022
41% in 2021
32.6% in 2020

Primary Care includes: FM, IM, IM/EM, Peds, Med/Peds, Ped/Genetics, Peds/Psych/Child Psych, Med/Psych

2024 WSU Michigan Based Program Placements

13

Michigan Based
Health
Systems/Centers
Represented



Henry Ford
Health System: 28
2023: 28 | 2022: 37



Corewell
Health: 23
2023: 16 | 2022: 29



Trinity Health: 18
2023: 26 | 2022: 17



University of
Michigan: 18
2023: 9 | 2022: 21



Detroit Medical
Center: 16
2023: 13 | 2022: 10



Ascension: 15
2023: 15 | 2022: 14



WAYNE STATE
School of Medicine

2024 WSU Numbers by State

30

States Represented

1

Canadian Match

Top 5 States



Michigan: 123



California: 27



Illinois: 22



Ohio: 21



New York: 11

2024 WSU Numbers by Specialty

Top 3 Specialties

24

Specialties
Represented



40

Internal Medicine



23

Emergency Medicine



22

Family Medicine

2010-2021: IM/EM/FM (2022: Psych | 2023: Gen Surg)

% of class in top 3: 2024: 33%
2023: 37%
2022: 36%

2024 Specialty Placements at a Glance

Internal Medicine: 40

2023: 52 | 2022: 58 | 2021: 53

Emergency Medicine: 23

2023: 23 | 2022: 22 | 2021: 37

Family Medicine: 22

2023: 18 | 2022: 27 | 2021: 41

Anesthesia: 18

2023: 16 | 2022: 8 | 2021: 15

Obstetrics/Gynecology: 16

2023: 16 | 2022: 19 | 2021: 14

Pediatrics: 15

2023: 17 | 2022: 19 | 2021: 18

Diagnostic Radiology: 14

2023: 18 | 2022: 19 | 2021: 7

General Surgery: 14

2023: 23 | 2022: 17 | 2021: 15

Psychiatry: 14

2023: 19 | 2022: 23 | 2021: 17

Orthopaedic Surgery: 10

2023: 6 | 2022: 14 | 2021: 10

Neurology: 7

2023: 10 | 2022: 12 | 2021: 6

Urology: 7

2023: 3 | 2022: 4 | 2021: 8

Internal Medicine/Pediatrics: 6

2023: 3 | 2022: 5 | 2021: 2

Ophthalmology: 6

2023: 7 | 2022: 12 | 2021: 10

Dermatology: 5

2023: 3 | 2022: 5 | 2021: 9



2024 Specialty Placements at a Glance

**Physical Medicine
and Rehabilitation: 5**
2023: 4 | 2022: 7 | 2021: 3

Ear/Nose/Throat: 4
2023: 1 | 2022: 5 | 2021: 4

Pathology: 4
2023: 0 | 2022: 2 | 2021: 4

Child Neurology: 2
2023: 1 | 2021: 0 | 2020: 3

Interventional Radiology: 2
2023: 1 | 2022: 1 | 2021: 0

Oral Maxillofacial Surgery: 2
2023: 4 | 2022: 3 | 2021: 3

Radiation Oncology: 2
2023: 4 | 2021: 0 | 2020: 2

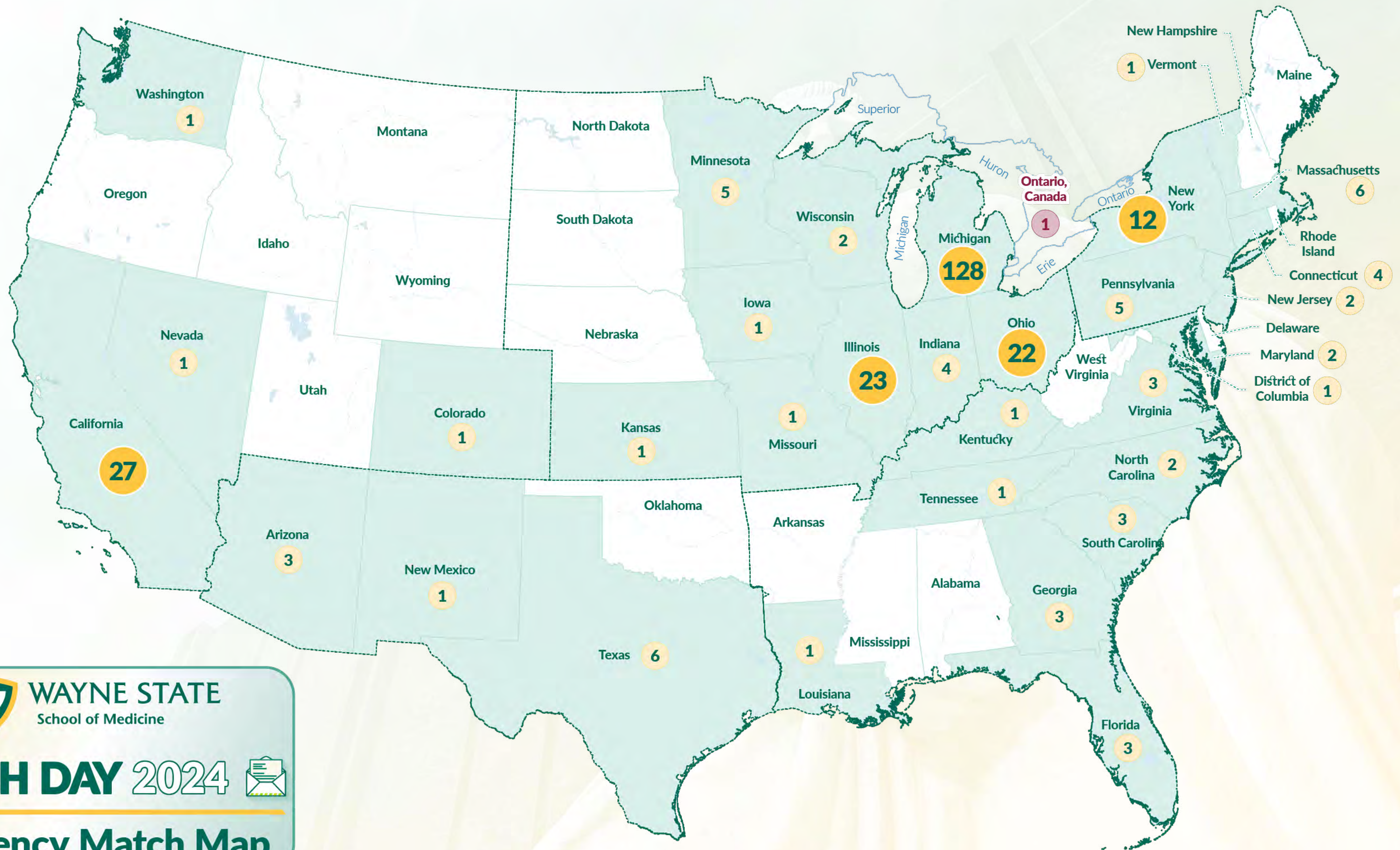
Neurological Surgery: 1
2023: 4 | 2022: 1 | 2021: 1

Peds/Med Genetics: 1
2023: 1 | 2021: 1

Plastic Surgery: 0
2023: 1 | 2022: 0 | 2021: 2

Thoracic Surgery: 0
2023: 2 | 2021: 0 | 2020: 0

Vascular Surgery: 0
2023: 1 | 2021: 0 | 2020: 0



WAYNE STATE
School of Medicine

MATCH DAY 2024



Residency Match Map



Congratulations

and God Bless You

Class of 2024!